

FORM NO. MGT-7

[Pursuant to sub-Section(1) of section 92 of the Companies Act, 2013 and sub-rule (1) of rule 11of the Companies (Management and Administration) Rules, 2014]



सत्यमेव जयते

Annual Return (other than OPCs and Small Companies)

Form language English Hindi

Refer the instruction kit for filing the form.

I. REGISTRATION AND OTHER DETAILS

- (i) * Corporate Identification Number (CIN) of the company
- Global Location Number (GLN) of the company
- * Permanent Account Number (PAN) of the company
- (ii) (a) Name of the company
- (b) Registered office address
- 6/16/13 KRISHNARAYAPURAM ROAD
GANAPATHY
COIMBATORE
Tamil Nadu
641006
- (c) *e-mail ID of the company
- (d) *Telephone number with STD code
- (e) Website
- (iii) Date of Incorporation
- (iv)
- | Type of the Company | Category of the Company | Sub-category of the Company |
|---------------------|---------------------------|-------------------------------|
| Public Company | Company limited by shares | Indian Non-Government company |
- (v) Whether company is having share capital Yes No
- (vi) *Whether shares listed on recognized Stock Exchange(s) Yes No

(a) Details of stock exchanges where shares are listed

S. No.	Stock Exchange Name	Code
1	BSE LIMITED	1
2	The National Stock Exchange of India Ltd.	1,024

(b) CIN of the Registrar and Transfer Agent

U67120TN1998PLC041613

Pre-fill

Name of the Registrar and Transfer Agent

CAMEO CORPORATE SERVICES LIMITED

Registered office address of the Registrar and Transfer Agents

"SUBRAMANIAN BUILDING"
No.1 CLUB HOUSE ROAD

(vii) *Financial year From date (DD/MM/YYYY) To date (DD/MM/YYYY)

(viii) *Whether Annual general meeting (AGM) held Yes No

(a) If yes, date of AGM

(b) Due date of AGM

(c) Whether any extension for AGM granted

Yes No

II. PRINCIPAL BUSINESS ACTIVITIES OF THE COMPANY

*Number of business activities

S.No	Main Activity group code	Description of Main Activity group	Business Activity Code	Description of Business Activity	% of turnover of the company
1	C	Manufacturing	C10	Electrical equipment, General Purpose and Special purpose Machinery & equipment,	83.03
2	C	Manufacturing	C7	Metal and metal products	16.97

III. PARTICULARS OF HOLDING, SUBSIDIARY AND ASSOCIATE COMPANIES (INCLUDING JOINT VENTURES)

*No. of Companies for which information is to be given

Pre-fill All

S.No	Name of the company	CIN / FCRN	Holding/ Subsidiary/Associate/ Joint Venture	% of shares held
1	LGB USA INC		Subsidiary	96

2	GFM ACQUISITION LLC		Subsidiary	98.47
3	GFM LLC		Subsidiary	100

IV. SHARE CAPITAL, DEBENTURES AND OTHER SECURITIES OF THE COMPANY

(i) *SHARE CAPITAL

(a) Equity share capital

Particulars	Authorised capital	Issued capital	Subscribed capital	Paid up capital
Total number of equity shares	47,000,000	31,392,416	31,392,416	31,392,416
Total amount of equity shares (in Rupees)	470,000,000	313,924,160	313,924,160	313,924,160

Number of classes

1

Class of Shares	Authorised capital	Issued capital	Subscribed capital	Paid up capital
Equity Shares				
Number of equity shares	47,000,000	31,392,416	31,392,416	31,392,416
Nominal value per share (in rupees)	10	10	10	10
Total amount of equity shares (in rupees)	470,000,000	313,924,160	313,924,160	313,924,160

(b) Preference share capital

Particulars	Authorised capital	Issued capital	Subscribed capital	Paid-up capital
Total number of preference shares	0	0	0	0
Total amount of preference shares (in rupees)	0	0	0	0

Number of classes

0

Class of shares	Authorised capital	Issued capital	Subscribed capital	Paid up capital
Number of preference shares				
Nominal value per share (in rupees)				
Total amount of preference shares (in rupees)				

(c) Unclassified share capital

Particulars	Authorised Capital
Total amount of unclassified shares	0

(d) Break-up of paid-up share capital

Class of shares	Number of shares			Total nominal amount	Total Paid-up amount	Total premium
	Physical	DEMAT	Total			
Equity shares						
At the beginning of the year	627,836	30,764,580	31392416	313,924,160	313,924,160	
Increase during the year	0	83,750	83750	0	0	0
i. Public Issues	0	0	0	0	0	0
ii. Rights issue	0	0	0	0	0	0
iii. Bonus issue	0	0	0	0	0	0
iv. Private Placement/ Preferential allotment	0	0	0	0	0	0
v. ESOPs	0	0	0	0	0	0
vi. Sweat equity shares allotted	0	0	0	0	0	0
vii. Conversion of Preference share	0	0	0	0	0	0
viii. Conversion of Debentures	0	0	0	0	0	0
ix. GDRs/ADRs	0	0	0	0	0	0
x. Others, specify		83,750	83750			
Decrease during the year	83,750	0	83750	0	0	0
i. Buy-back of shares	0	0	0	0	0	0
ii. Shares forfeited	0	0	0	0	0	0
iii. Reduction of share capital	0	0	0	0	0	0
iv. Others, specify	83,750		83750			
Shares dematerialized during the year						
At the end of the year	544,086	30,848,330	31392416	313,924,160	313,924,160	
Preference shares						
At the beginning of the year	0	0	0	0	0	
Increase during the year	0	0	0	0	0	0
i. Issues of shares	0	0	0	0	0	0
ii. Re-issue of forfeited shares	0	0	0	0	0	0

iii. Others, specify						
Decrease during the year	0	0	0	0	0	0
i. Redemption of shares	0	0	0	0	0	0
ii. Shares forfeited	0	0	0	0	0	0
iii. Reduction of share capital	0	0	0	0	0	0
iv. Others, specify						
	0	0	0	0	0	
At the end of the year	0	0	0	0	0	

ISIN of the equity shares of the company

INE337A01034

(ii) Details of stock split/consolidation during the year (for each class of shares)

0

Class of shares		(i)	(ii)	(iii)
Before split / Consolidation	Number of shares			
	Face value per share			
After split / Consolidation	Number of shares			
	Face value per share			

(iii) Details of shares/Debentures Transfers since closure date of last financial year (or in the case of the first return at any time since the incorporation of the company) *

Nil

[Details being provided in a CD/Digital Media]

Yes No Not Applicable

Separate sheet attached for details of transfers

Yes No

Note: In case list of transfer exceeds 10, option for submission as a separate sheet attachment or submission in a CD/Digital Media may be shown.

Date of the previous annual general meeting	25/08/2022
---	------------

Date of registration of transfer (Date Month Year) <input type="text"/>			
Type of transfer	<input type="text"/>	1 - Equity, 2- Preference Shares,3 - Debentures, 4 - Stock	
Number of Shares/ Debentures/ Units Transferred	<input type="text"/>	Amount per Share/ Debenture/Unit (in Rs.)	<input type="text"/>
Ledger Folio of Transferor <input type="text"/>			
Transferor's Name	<input type="text"/>	<input type="text"/>	<input type="text"/>
	Surname	middle name	first name
Ledger Folio of Transferee <input type="text"/>			
Transferee's Name	<input type="text"/>	<input type="text"/>	<input type="text"/>
	Surname	middle name	first name

Date of registration of transfer (Date Month Year) <input type="text"/>			
Type of transfer	<input type="text"/>	1 - Equity, 2- Preference Shares,3 - Debentures, 4 - Stock	
Number of Shares/ Debentures/ Units Transferred	<input type="text"/>	Amount per Share/ Debenture/Unit (in Rs.)	<input type="text"/>
Ledger Folio of Transferor <input type="text"/>			
Transferor's Name	<input type="text"/>	<input type="text"/>	<input type="text"/>
	Surname	middle name	first name
Ledger Folio of Transferee <input type="text"/>			
Transferee's Name	<input type="text"/>	<input type="text"/>	<input type="text"/>
	Surname	middle name	first name

(iv) *Debentures (Outstanding as at the end of financial year)

Particulars	Number of units	Nominal value per unit	Total value
Non-convertible debentures	0	0	0
Partly convertible debentures	0	0	0
Fully convertible debentures	0	0	0
Total			0

Details of debentures

Class of debentures	Outstanding as at the beginning of the year	Increase during the year	Decrease during the year	Outstanding as at the end of the year
Non-convertible debentures	0	0	0	0
Partly convertible debentures	0	0	0	0
Fully convertible debentures	0	0	0	0

(v) Securities (other than shares and debentures)

0

Type of Securities	Number of Securities	Nominal Value of each Unit	Total Nominal Value	Paid up Value of each Unit	Total Paid up Value
Total					

V. *Turnover and net worth of the company (as defined in the Companies Act, 2013)**(i) Turnover**

(ii) Net worth of the Company

VI. (a) *SHARE HOLDING PATTERN - Promoters

S. No.	Category	Equity		Preference	
		Number of shares	Percentage	Number of shares	Percentage
1.	Individual/Hindu Undivided Family				
	(i) Indian	5,874,501	18.71	0	
	(ii) Non-resident Indian (NRI)	0	0	0	
	(iii) Foreign national (other than NRI)	0	0	0	

2.	Government				
	(i) Central Government	0	0	0	
	(ii) State Government	0	0	0	
	(iii) Government companies	0	0	0	
3.	Insurance companies	0	0	0	
4.	Banks	0	0	0	
5.	Financial institutions	0	0	0	
6.	Foreign institutional investors	0	0	0	
7.	Mutual funds	0	0	0	
8.	Venture capital	0	0	0	
9.	Body corporate (not mentioned above)	3,306,411	10.53	0	
10.	Others Private trust	1,560,000	4.97	0	
	Total	10,740,912	34.21	0	0

Total number of shareholders (promoters)

14

(b) *SHARE HOLDING PATTERN - Public/Other than promoters

S. No.	Category	Equity		Preference	
		Number of shares	Percentage	Number of shares	Percentage
1.	Individual/Hindu Undivided Family				
	(i) Indian	12,001,751	38.23	0	
	(ii) Non-resident Indian (NRI)	477,739	1.52	0	
	(iii) Foreign national (other than NRI)	0	0	0	
2.	Government				
	(i) Central Government	492	0	0	
	(ii) State Government	0	0	0	
	(iii) Government companies	0	0	0	
3.	Insurance companies	0	0	0	

4.	Banks	8	0	0	
5.	Financial institutions	0	0	0	
6.	Foreign institutional investors	2,880,675	9.18	0	
7.	Mutual funds	3,447,915	10.98	0	
8.	Venture capital	0	0	0	
9.	Body corporate (not mentioned above)	913,905	2.91	0	
10.	Others AIF,TRUSTS,IEPF,OTHERS	929,019	2.96	0	
	Total	20,651,504	65.78	0	0

Total number of shareholders (other than promoters)

36,265

**Total number of shareholders (Promoters+Public/
Other than promoters)**

36,279

(c) *Details of Foreign institutional investors' (FIIs) holding shares of the company

0

Name of the FII	Address	Date of Incorporation	Country of Incorporation	Number of shares held	% of shares held

**VII. *NUMBER OF PROMOTERS, MEMBERS, DEBENTURE HOLDERS
(Details, Promoters, Members (other than promoters), Debenture holders)**

Details	At the beginning of the year	At the end of the year
Promoters	15	14
Members (other than promoters)	43,588	36,265
Debenture holders	0	0

VIII. DETAILS OF DIRECTORS AND KEY MANAGERIAL PERSONNEL













(A) *Composition of Board of Directors

Category	Number of directors at the beginning of the year		Number of directors at the end of the year		Percentage of shares held by directors as at the end of year	
	Executive	Non-executive	Executive	Non-executive	Executive	Non-executive
A. Promoter	2	1	2	1	11	6.94
B. Non-Promoter	1	7	2	6	0	0

(i) Non-Independent	1	1	2	6	0	0
(ii) Independent	0	6	0	0	0	0
C. Nominee Directors representing	0	0	0	0	0	0
(i) Banks & FIs	0	0	0	0	0	0
(ii) Investing institutions	0	0	0	0	0	0
(iii) Government	0	0	0	0	0	0
(iv) Small share holders	0	0	0	0	0	0
(v) Others	0	0	0	0	0	0
Total	3	8	4	7	11	6.94

Number of Directors and Key managerial personnel (who is not director) as on the financial year end date 13

(B) (i) *Details of directors and Key managerial personnel as on the closure of financial year

Name	DIN/PAN	Designation	Number of equity share(s) held	Date of cessation (after closure of financial year : If any)
RAMANI VIDHYASHAN 	00002498	Director	0	
BALAKRISHNANVIJAY. 	00015583	Whole-time director	3,454,000	
SITHARAMANSIVAKUM 	00016040	Director	1,194	
VENKATESALUGOVIN 	00016108	Director	0	
RAJSRI VIJAYAKUMAR 	00018244	Director	2,179,156	
PALANISAMYSHANMU 	00119411	Director	0	
RAJKUMARDORAISAM 	00197696	Director	0	
PALANISAMYPRABAK. 	01709564	Managing Director		
RAJIVPARTHASARATH 	02495329	Whole-time director	0	
MANAVALANKANCHAI 	07497403	Director	516	
VINAY BALAJI NAIDU	09232643	Director	5,500	
LAKSHMIKANTH JOSH 	ABMPL6939Q	Company Secretary	0	
NALLAMUTHURENGAI 	AFMPR8119Q	CFO		

(ii) Particulars of change in director(s) and Key managerial personnel during the year 4

Name	DIN/PAN	Designation at the beginning / during the financial year	Date of appointment/ change in designation/ cessation	Nature of change (Appointment/ Change in designation/ Cessation)
RAJIVPARTHASARATHI	02495329	Whole-time director	25/08/2022	Regularised as Director at AGM
SITHARAMANSIVAKUMAR	00016040	Director	25/08/2022	Regularised as Director at AGM
BALAKRISHNANVIJAYAN	00015583	Managing Director	31/10/2022	Re-designated as Executive Chairman
RAJIVPARTHASARATHI	02495329	Whole-time director	31/10/2022	Re-designated as Executive Director

IX. MEETINGS OF MEMBERS/CLASS OF MEMBERS/BOARD/COMMITTEES OF THE BOARD OF DIRECTORS

A. MEMBERS/CLASS /REQUISITIONED/NCLT/COURT CONVENED MEETINGS

Number of meetings held

1

Type of meeting	Date of meeting	Total Number of Members entitled to attend meeting	Attendance	
			Number of members attended	% of total shareholding
Annual General Meeting	25/08/2022	41,754	77	

B. BOARD MEETINGS

*Number of meetings held

4

S. No.	Date of meeting	Total Number of directors associated as on the date of meeting	Attendance	
			Number of directors attended	% of attendance
1	30/04/2022	11	11	100
2	30/07/2022	11	11	100
3	31/10/2022	11	11	100
4	28/01/2023	11	10	90.91

C. COMMITTEE MEETINGS

Number of meetings held

29

S. No.	Type of meeting	Date of meeting	Total Number of Members as on the date of the meeting	Attendance	
				Number of members attended	% of attendance
1	Audit Committee	30/04/2022	4	4	100

S. No.	Type of meeting	Date of meeting	Total Number of Members as on the date of the meeting	Attendance	
				Number of members attended	% of attendance
2	Audit Committee	30/07/2022	4	4	100
3	Audit Committee	31/10/2022	4	4	100
4	Audit Committee	28/01/2023	4	4	100
5	Nomination and Remuneration	31/10/2022	4	4	100
6	Nomination and Remuneration	21/01/2023	4	4	100
7	Corporate Social Responsibility	23/04/2022	4	4	100
8	Corporate Social Responsibility	12/05/2022	4	4	100
9	Corporate Social Responsibility	23/07/2022	4	4	100
10	Corporate Social Responsibility	15/10/2022	4	4	100

D. *ATTENDANCE OF DIRECTORS

S. No.	Name of the director	Board Meetings			Committee Meetings			Whether attended AGM held on
		Number of Meetings which director was entitled to attend	Number of Meetings attended	% of attendance	Number of Meetings which director was entitled to attend	Number of Meetings attended	% of attendance	
1	RAMANI VIDHYA	4	4	100	25	25	100	
2	BALAKRISHNAN	4	4	100	23	23	100	
3	SITHARAMAN	4	4	100	0	0	0	
4	VENKATESAN	4	4	100	22	22	100	
5	RAJSRI VIJAY	4	3	75	5	5	100	
6	PALANISAMY	4	4	100	4	4	100	
7	RAJKUMAR	4	4	100	0	0	0	
8	PALANISAMY	4	4	100	11	11	100	
9	RAJIVPARTH	4	4	100	2	2	100	
10	MANAVALAN	4	4	100	6	6	100	
11	VINAY BALAJI	4	4	100	0	0	0	

X. *REMUNERATION OF DIRECTORS AND KEY MANAGERIAL PERSONNEL Nil

Number of Managing Director, Whole-time Directors and/or Manager whose remuneration details to be entered

3

S. No.	Name	Designation	Gross Salary	Commission	Stock Option/ Sweat equity	Others	Total Amount
1	BALAKRISHNANVI	Executive Chairman	12,413,000	60,461,000	0	0	72,874,000
2	PALANISAMYPRABHU	Managing Director	9,488,000	18,184,000	0	0	27,672,000
3	RAJIVPARTHASARATHAN	Executive Director	3,606,000	2,192,000	0	0	5,798,000
	Total		25,507,000	80,837,000	0	0	106,344,000

Number of CEO, CFO and Company secretary whose remuneration details to be entered

2

S. No.	Name	Designation	Gross Salary	Commission	Stock Option/ Sweat equity	Others	Total Amount
1	LAKSHMIKANTH JAYARAMAN	CFO			0	0	0
2	NALLAMUTHUREN RAMANATHAN	Company Secretary			0	0	0
	Total		0		0	0	0

Number of other directors whose remuneration details to be entered

0

S. No.	Name	Designation	Gross Salary	Commission	Stock Option/ Sweat equity	Others	Total Amount
1							0
	Total						

XI. MATTERS RELATED TO CERTIFICATION OF COMPLIANCES AND DISCLOSURES

* A. Whether the company has made compliances and disclosures in respect of applicable provisions of the Companies Act, 2013 during the year Yes No

B. If No, give reasons/observations

The Company has (a) remitted the unpaid/unclaimed dividend amount(s) relating to FY 2014-15 (final dividend) & 2015-16 (first interim dividend) to the IEPF on 28.11.2022 and 24.01.2023 respectively, whereas the due date(s) were 14.11.2022 & 01.01.2023; (b) transferred the underlying equity shares in

XII. PENALTY AND PUNISHMENT - DETAILS THEREOF(A) DETAILS OF PENALTIES / PUNISHMENT IMPOSED ON COMPANY/DIRECTORS /OFFICERS Nil

Name of the company/ directors/ officers	Name of the court/ concerned Authority	Date of Order	Name of the Act and section under which penalised / punished	Details of penalty/ punishment	Details of appeal (if any) including present status

--	--	--	--	--	--

(B) DETAILS OF COMPOUNDING OF OFFENCES Nil

Name of the company/ directors/ officers	Name of the court/ concerned Authority	Date of Order	Name of the Act and section under which offence committed	Particulars of offence	Amount of compounding (in Rupees)

XIII. Whether complete list of shareholders, debenture holders has been enclosed as an attachment

Yes No

XIV. COMPLIANCE OF SUB-SECTION (2) OF SECTION 92, IN CASE OF LISTED COMPANIES

In case of a listed company or a company having paid up share capital of Ten Crore rupees or more or turnover of Fifty Crore rupees or more, details of company secretary in whole time practice certifying the annual return in Form MGT-8.

Name

Whether associate or fellow Associate Fellow

Certificate of practice number

I/We certify that:

- (a) The return states the facts, as they stood on the date of the closure of the financial year aforesaid correctly and adequately.
(b) Unless otherwise expressly stated to the contrary elsewhere in this Return, the Company has complied with all the provisions of the Act during the financial year.

Declaration

I am Authorised by the Board of Directors of the company vide resolution no. .. dated

(DD/MM/YYYY) to sign this form and declare that all the requirements of the Companies Act, 2013 and the rules made thereunder in respect of the subject matter of this form and matters incidental thereto have been complied with. I further declare that:

1. Whatever is stated in this form and in the attachments thereto is true, correct and complete and no information material to the subject matter of this form has been suppressed or concealed and is as per the original records maintained by the company.
2. All the required attachments have been completely and legibly attached to this form.

Note: Attention is also drawn to the provisions of Section 447, section 448 and 449 of the Companies Act, 2013 which provide for punishment for fraud, punishment for false statement and punishment for false evidence respectively.

To be digitally signed by

Director

DIN of the director

To be digitally signed by

Company Secretary

Company secretary in practice

Membership number

14273

Certificate of practice number

Attachments

1. List of share holders, debenture holders
2. Approval letter for extension of AGM;
3. Copy of MGT-8;
4. Optional Attachment(s), if any

Attach

Attach

Attach

Attach

List of attachments

Remove attachment

Modify

Check Form

Prescrutiny

Submit

This eForm has been taken on file maintained by the Registrar of Companies through electronic mode and on the basis of statement of correctness given by the company