# 70th ANNUAL REPORT 2025-26

**INNOVATION**
Future Ready

**QUALITY**
Built to Excel

**PEOPLE**
Empowering Growth

**RELIABILITY**
You Can Trust

**PARTNERSHIP**
Stronger Together

## L. G. BALAKRISHNAN & BROS LIMITED

*COIMBATORE, INDIA - 641 006 | www.lgb.co.in*

ROLON® CHAINS & SPROCKETS

# SCOOTER & BIKE PRODUCTS



Clutch Weight Roller



V-Bush



Face Comp Movable Drive



Face Comp Boss



Ramp Plate



Face Comp Fixed Drive



Pulley Kit



Starter Pinion Gear Drive



Pivot Arm Bush



Green Bush



Starter Motor



Chain Tensioner



Steering Cone Set



Damper Rubber



Chain Clean & Chain Lube



6G Technology Belts



High Torque Rollers



Air Filters



Rear Suspension Bush Kit



Brake Shoe



Oil Filter



Clutch Shoe



Brake Pads



Clutch Plates



Inner Clutch Assembly

ROLON® CHAINS & SPROCKETS



# TWIN RUBBER NOISE FREE KIT






## SALIENT FEATURES

- Lustrous Aesthetic design with sporty color contrast
- Enhanced rust prevention
- Engineered for racing experience
- Smooth engagement of Sprocket & Chain
- Noise free operation
- Acts as vibration damper



**RANGES**

***Duke 125 & 200, RC 390 & 200, Pulsar RS 200, Pulsar NS 200 New***

| | |
|---|---|
| Gold Meteor | Blue R15 |
| Orange Duke/KTM | Grey MT15 |
| Red Aprilia | Black Ronin |

ROLON® EV

CHAIN AND SPROCKETS

FOR EV MOTORCYCLES

## SPECIAL FEATURES

- Specially designed for electric power transmission.
- High strength and high durability.



**RANGES**

***Ultraviolette F77 / E-Luna / Indie / S1 Pro / S1 Pro+ / S1 X / X+ / Roadster X / Roadster X+ / Roadster***



## PERFORMANCE ANALYSIS:

(₹ In Lakhs)

| Sl. No. | Particulars / Year | 2025-26 | 2024-25 | 2023-24 | 2022-23 | 2021-22 | 2020-21 | 2019-20 | 2018-19 | 2017-18 | 2016-17 |
|---|---|---|---|---|---|---|---|---|---|---|---|
| 1 | Turnover | 2,77,348.40 | 2,39,074.42 | 2,23,104.29 | 2,08,565.30 | 2,00,797.60 | 1,53,147.43 | 1,44,427.22 | 1,58,210.43 | 1,31,540.83 | 1,17,159.39 |
| 2 | Other Income | 5,869.25 | 5,453.27 | 4,911.55 | 2,591.63 | 973.93 | 696.81 | 366.46 | 281.87 | 411.17 | 428.80 |
| 3 | Material Consumption | 1,16,019.49 | 1,03,042.70 | 1,00,935.13 | 95,885.47 | 90,160.68 | 69,089.80 | 64,774.98 | 71,051.83 | 59,053.80 | 50,824.77 |
| 4 | Employee Cost | 47,065.30 | 38,545.56 | 33,170.28 | 29,522.64 | 27,714.42 | 22,729.05 | 23,873.00 | 24,023.75 | 18,929.55 | 17,015.94 |
| 5 | Other Expenses | 67,358.10 | 56,882.63 | 50,344.49 | 46,273.68 | 45,143.24 | 35,169.48 | 37,188.37 | 42,918.27 | 35,301.77 | 34,748.60 |
| 6 | Interest | 949.89 | 812.27 | 719.04 | 602.60 | 788.13 | 920.71 | 1,408.51 | 1,041.73 | 978.13 | 1,399.62 |
| 7 | Depreciation | 10,763.33 | 8,493.78 | 7,270.34 | 7,355.42 | 7,734.22 | 7,749.26 | 7,418.28 | 6,397.44 | 5,412.75 | 4,922.90 |
| 8 | Operating Profit (Before Exceptional item) | 52,774.76 | 46,056.81 | 43,565.94 | 39,475.15 | 38,753.19 | 26,855.91 | 18,957.33 | 20,498.45 | 18,666.88 | 14,998.88 |
| 9 | Exceptional Item | 260.24 | 2,302.66 | 680.67 | 2,029.48 | 2,273.75 | 1,362.26 | 2,524.45 | 1,204.97 | 0.00 | 131.33 |
| 10 | PBIT | 42,271.67 | 39,865.69 | 36,976.27 | 34,149.21 | 33,292.72 | 20,468.91 | 14,063.50 | 15,305.98 | 13,254.13 | 10,207.31 |
| 11 | Net Profit (PBT) | 41,321.78 | 39,053.42 | 36,257.23 | 33,546.61 | 32,504.59 | 19,548.20 | 12,654.99 | 14,264.25 | 12,276.00 | 8,807.69 |
| 12 | Profit after Tax (PAT) | 30,634.24 | 29,066.21 | 26,950.33 | 24,769.58 | 23,911.04 | 14,820.73 | 10,183.45 | 9,665.18 | 8,009.94 | 6,155.36 |
| 13 | Fixed Asset (Written Down Value) | 98,264.29 | 74,544.06 | 53,879.82 | 48,031.74 | 47,652.30 | 50,705.52 | 54,823.12 | 52,380.52 | 39,523.36 | 36,035.97 |
| 14 | Turnover Growth (%) | 16.01% | 7.16% | 6.97% | 3.87% | 31.11% | 6.04% | -8.71% | 20.27% | 12.28% | 7.48% |
| 15 | Material Consumption (%) | 41.83% | 43.10% | 45.24% | 45.97% | 44.90% | 45.11% | 44.85% | 44.91% | 44.89% | 43.38% |
| 16 | Employee Cost (%) | 16.97% | 16.12% | 14.87% | 14.16% | 13.80% | 14.84% | 16.53% | 15.18% | 14.39% | 14.52% |
| 17 | Other Expenses (%) | 24.29% | 23.79% | 22.57% | 22.19% | 22.48% | 22.96% | 25.75% | 27.13% | 26.84% | 29.66% |
| 18 | Interest (%) | 0.34% | 0.34% | 0.32% | 0.29% | 0.39% | 0.60% | 0.98% | 0.66% | 0.74% | 1.19% |

(₹ In Lakhs)

| Sl. No. | Particulars / Year | 2025-26 | 2024-25 | 2023-24 | 2022-23 | 2021-22 | 2020-21 | 2019-20 | 2018-19 | 2017-18 | 2016-17 |
|---|---|---|---|---|---|---|---|---|---|---|---|
| 19 | Depreciation (%) | 3.88% | 3.55% | 3.26% | 3.53% | 3.85% | 5.06% | 5.14% | 4.04% | 4.11% | 4.20% |
| 20 | Operating Profit Margin (%) | 19.03% | 19.26% | 19.53% | 18.93% | 19.30% | 17.54% | 13.13% | 12.96% | 14.19% | 12.80% |
| 21 | PBIT Margin (%) | 15.24% | 16.68% | 16.57% | 16.37% | 16.58% | 13.37% | 9.74% | 9.67% | 10.08% | 8.71% |
| 22 | PBT Margin (%) | 14.90% | 16.34% | 16.25% | 16.08% | 16.19% | 12.76% | 8.76% | 9.02% | 9.33% | 7.52% |
| 23 | PAT Margin (%) | 11.05% | 12.16% | 12.08% | 11.88% | 11.91% | 9.68% | 7.05% | 6.11% | 6.09% | 5.25% |
| 24 | Return on Capital Employed (%) | 19.84% | 19.97% | 22.31% | 23.77% | 27.48% | 21.75% | 15.38% | 19.51% | 22.15% | 17.51% |
| 25 | Current Ratio | 1.79 | 2.13 | 2.12 | 2.37 | 2.08 | 1.71 | 1.64 | 1.34 | 1.42 | 1.55 |
| 26 | Inventory turnover ratio | 6.55 | 6.32 | 6.02 | 5.28 | 5.72 | 5.50 | 5.17 | 5.96 | 5.73 | 5.43 |
| 27 | Inventory turnover ratio - No of days | 56 | 58 | 61 | 69 | 64 | 66 | 71 | 61 | 64 | 67 |
| 28 | Trade Receivables turnover ratio | 8.30 | 8.08 | 8.37 | 7.87 | 7.94 | 7.90 | 7.90 | 8.16 | 7.84 | 7.98 |
| 29 | Trade Receivables turnover ratio - No. of days | 44 | 45 | 44 | 46 | 46 | 46 | 46 | 45 | 47 | 46 |
| 30 | Trade payables turnover ratio | 6.22 | 5.95 | 6.44 | 5.80 | 4.23 | 3.73 | 3.24 | 3.07 | 2.64 | 2.49 |
| 31 | Trade payables turnover ratio - No. of days | 59 | 61 | 57 | 63 | 86 | 98 | 113 | 119 | 138 | 146 |
| 32 | Fixed Assets Tunover ratio | 3.21 | 3.72 | 4.38 | 4.36 | 4.08 | 2.90 | 2.69 | 3.44 | 3.48 | 3.36 |

## CORPORATE INFORMATION

### BOARD OF DIRECTORS

**EXECUTIVE CHAIRMAN**

SRI. B. VIJAYAKUMAR - DIN: 00015583

**MANAGING DIRECTOR**

SRI. P. PRABAKARAN - DIN: 01709564

**EXECUTIVE DIRECTOR**

SRI. RAJIV PARTHASARATHY - DIN: 02495329

**NON-EXECUTIVE DIRECTORS**

SMT. RAJSRI VIJAYAKUMAR - DIN: 00018244
SRI. S. SIVAKUMAR - DIN: 00016040

**INDEPENDENT DIRECTORS**

SMT. KANCHANA MANAVALAN - DIN: 07497403
SMT. SADHANA VIDHYA SHANKAR - DIN: 10753375
SRI.G. D. RAJKUMAR - DIN: 00197696
DR. VINAY BALAJI NAIDU - DIN: 09232643
SRI. DINESH KUMAR - DIN: 10586227

### CHIEF FINANCIAL OFFICER

SRI. N. RENGARAJ

### SENIOR GENERAL MANAGER (LEGAL) AND COMPANY SECRETARY

SRI. M. LAKSHMI KANTH JOSHI

### BANKERS

AXIS BANK LIMITED
HDFC BANK LIMITED
HSBC LIMITED
INDUSIND BANK LIMITED
ICICI BANK LIMITED
IDBI BANK LIMITED
STANDARD CHARTERED BANK
BANK OF BARODA
SOUTH INDIAN BANK

### STATUTORY AUDITORS

M/s. SURI & CO
CHARTERED ACCOUNTANTS
SSS TOWERS, DOOR NO.432,
METTUPALAYAM ROAD
(NEAR HOTEL ANNAPOORNA),
NORTH COIMBATORE,
COIMBATORE - 641 043
PHONE NO. 0422 - 2433627

### COST AUDITOR

DR. G.L. SANKARAN
82, EB COLONY, VADAVALLI, COIMBATORE - 641 041
PHONE NO. 94433 84849

### SECRETARIAL AUDITORS

M/s.MDS & ASSOCIATES LLP
COMPANY SECRETARIES
"SURYA ENCLAVE", 37, MAYFLOWER AVENUE,
SOWRIPALAYAM ROAD,
COIMBATORE - 641028
PHONE : 0422 2316 755

### REGISTRAR AND SHARE TRANSFER AGENTS

CAMEO CORPORATE SERVICES LIMITED
"SUBRAMANIAN BUILDING"
NO 1, CLUB HOUSE ROAD, CHENNAI- 600 002
PHONE NO. 044 - 2846 0390

### LISTED - STOCK EXCHANGES

BSE LTD
NATIONAL STOCK EXCHANGE OF INDIA LTD

### REGISTERED OFFICE

6/16/13, KRISHNARAYAPURAM ROAD,
GANAPATHY, COIMBATORE - 641 006.
PHONE: 0422 253 2325 EMAIL: info@lgb.co.in
WEBSITE: www.lgb.co.in

CIN : L29191TZ1956PLC000257

## TABLE OF CONTENTS


NOTICE OF THE 70TH ANNUAL GENERAL MEETING 08

DIRECTOR'S REPORT 24

MANAGEMENT DISCUSSION AND ANALYSIS REPORT 52

CORPORATE GOVERNANCE REPORT 56

BUSINESS RESPONSIBILITY AND SUSTAINABILITY REPORT 82

STANDALONE AUDITOR'S REPORT 125

STANDALONE FINANCIAL STATEMENTS 138

CONSOLIDATED AUDITOR'S REPORT 204

CONSOLIDATED FINANCIAL STATEMENTS 212


*70 th ANNUAL GENERAL MEETING*

*Day, Date and Time of AGM:*

*Wednesday, August 26, 2026 at 10.00 A.M. (IST)*

*Mode:*

*Video Conference (VC) and Other Audio Visual Means(OAVM)*

*Participation through VC/OAVM:*

*Members can login from 9.30 A.M (IST) on the date of the AGM at https://www.evotingindia.com*

*Remote e-voting start time and date :*

*9:00 a.m. (IST) on Sunday, August 23, 2026*

*Remote e-voting end time and date :*

*5:00 p.m. (IST) on Tuesday, August 25, 2026.*

## NOTICE OF 70TH ANNUAL GENERAL MEETING

**NOTICE IS HEREBY GIVEN THAT THE SEVENTIETH ANNUAL GENERAL MEETING ("AGM" / 70TH AGM) OF THE MEMBERS OF L.G. BALAKRISHNAN & BROS LIMITED ("THE COMPANY") WILL BE HELD ON WEDNESDAY, 26TH DAY OF AUGUST 2026 AT 10.00 AM (IST) THROUGH VIDEO CONFERENCING ("VC") / OTHER AUDIO-VISUAL MEANS ("OAVM") FACILITY WITHOUT THE IN-PERSON PRESENCE OF SHAREHOLDERS AT A COMMON VENUE TO TRANSACT THE FOLLOWING BUSINESS:**

## AGENDA

### ORDINARY BUSINESS

1. To receive, consider and adopt the Audited Financial Statements (including Standalone and Consolidated Financial Statements) including the Statement of Profit and Loss (including other comprehensive income) along with the Cash Flow Statement, the Statement of Changes in Equity for the Financial Year ended March 31, 2026, Balance Sheet as at that date together with notes and the report of the Board of Directors and the Statutory Auditors thereon, including Annexures thereto.
2. To declare a Dividend of ₹ 22/- per equity share for the Financial Year ended March 31, 2026.
3. To appoint a Director in place of Sri.B.Vijayakumar (DIN: 00015583) who retires by rotation and being eligible offers himself for re-appointment.
4. To appoint a Director in place of Smt.Rajsri Vijayakumar (DIN: 00018244) who retires by rotation and being eligible offers herself for re-appointment.

### SPECIAL BUSINESS

**5. Approval for the continuation of Sri.S.Sivakumar (DIN: 00016040) as a Non-Executive Non-Independent Director of the Company notwithstanding him attaining the age of 75 years.**

To consider and if thought fit, to pass the following resolution as a **Special Resolution:**

**"RESOLVED THAT** pursuant to Regulation 17(1A) and other applicable provisions, if any, of the Securities and Exchange Board of India (Listing Obligations and Disclosure Requirements) Regulations, 2015 and the applicable provisions, if any, of the Companies Act, 2013 read with the Companies (Appointment and Qualification of Directors) Rules, 2014 and other relevant rules, if any (including any statutory modification(s) or re-enactment thereof, for the time being in force) and pursuant to the recommendation of the Nomination and Remuneration Committee and the Board of Directors, the approval of the members of the Company be and is hereby accorded for the continuation of Sri.S.Sivakumar (DIN: 00016040), who will be attaining the age of 75 (seventy five) years on 30th November, 2026, as a Non-Executive Non-Independent Director of the Company, liable to retire by rotation.

**RESOLVED FURTHER THAT** the Board of Directors of the Company (including any Committee thereof) be and is hereby authorised to do all such acts and take all such steps as may be necessary, proper or expedient to give effect to this resolution."

**6. Ratification of the remuneration payable to the Cost Auditor of the Company for the financial year 2026-27.**

To consider and if thought fit, to pass the following resolution as an **Ordinary Resolution:**

**"RESOLVED THAT** pursuant to the provisions of Section 148 and other applicable provisions, if any, of the Companies Act, 2013 read with the Companies (Audit and Auditors) Rules, 2014 and the Companies (Cost Records and Audit) Rules, 2014 (including any amendment(s), statutory modification(s) or any re-enactment(s) thereof, for the time being in force) the remuneration payable to Dr.G.L.Sankaran, Cost Accountant (Membership No.4482), who was re-appointed by the Board of Directors based on the recommendation of the Audit Committee as Cost Auditors to conduct the audit of the cost records of the company for the Financial Year ending March 31, 2027, amounting to ₹ 3,00,000/- (Rupees Three Lakhs Only) plus applicable taxes and reimbursement of travelling and other out-of-pocket expenses incurred by him in connection with the said audit, be and is hereby ratified and confirmed.

**RESOLVED FURTHER THAT** the Board of Directors (including any committee thereof) of the company be and are hereby authorized to do all such acts, deeds, matters and things and take all such steps as may be necessary, proper or expedient to give effect to this resolution and for matters connected therewith or incidental thereto.

## STATEMENT SETTING OUT THE MATERIAL FACTS PURSUANT TO SECTION 102(1) OF THE COMPANIES ACT, 2013:

The following statements sets out the material facts relating to the special business mentioned under Item No.5 to 6 in the accompanying Notice dated May 2, 2026, and shall be taken as forming part of the Notice.

### ITEM NO. 5

Sri.S.Sivakumar (DIN: 00016040) has been associated with the Company as a Non-Executive Non-Independent Director since 29th June 1996 and he will attain the age of 75 (seventy five) years on 30th November, 2026.

Pursuant of Regulation 17(1A) of Securities and Exchange Board of India (Listing Obligations and Disclosure Requirements) Regulations, 2015, ('Listing Regulations'), no listed Company shall appoint or continue the appointment of a Non-Executive Director, who has attained the age of 75 years, unless a special resolution is passed prior to the Non-Executive Director attaining the age of 75 years. Sri.S.Sivakumar (DIN: 00016040) has more than 39 years of rich industrial experience and during his long association with the Company, he has made valuable insights, and governance oversight, thereby contributing to the Company's overall growth. Considering his varied experience and skills, deep understanding of the industry in which the Company operates, and his knowledge, the Board is of the opinion that Sri. S. Sivakumar (DIN: 00016040) has been an integral part of the Board and his continuation as a Non-Executive Non-Independent Director beyond the age of 75 years would be beneficial to the Company. Accordingly, the Nomination and Remuneration Committee, at their meeting held on 30th April 2026 and the Board of Directors, at their meeting held on 02nd May 2026, has recommended the continuation of Sri.S.Sivakumar (DIN: 00016040) as a Non-Executive Non-Independent Director of the Company beyond the age of 75 years, liable to retire by rotation, after taking into account the performance evaluation and Sri.S.Sivakumar's knowledge, expertise, vast experience and his contribution to the growth of the Company during his tenure. Therefore, the Board recommends the special resolution as set out in the Item No. 5 of this notice for the approval of the members.

The above shall also be treated as the justification for the continuation of Sri.S.Sivakumar (DIN: 00016040) as a Non-Executive Non-Independent Director of the Company in accordance with Regulation 17(1A) of the Listing Regulations.

The disclosure as required under Regulation 36 of the Listing Regulations and Secretarial Standard on General Meetings (SS-2) issued by the Companies Secretaries of India is annexed and forms part of this notice.

Except Sri.S.Sivakumar (DIN: 00016040) and his relatives, none of the other Directors and Key Managerial Personnel of the Company or their relatives, financially or otherwise, is concerned or interested in the Special Resolution as set out at Item No.5 of this notice.

### Item No.6:

The Board of Directors, on the recommendation of the Audit Committee, has approved the re-appointment of Dr. G. L. Sankaran, Cost Accountant (Membership No.4482) as Cost Auditor and the remuneration payable to him to conduct the audit of the cost records of the Company for the Financial Year 2026-2027, subject to ratification by the Members. In accordance with the provisions of Section 148 of the Companies Act, 2013 read with Companies (Audit and Auditors) Rules, 2014, and the Companies (Cost Records and Audit) Rules, 2014 the remuneration payable to the Cost Auditor must be ratified by the Members of the Company by means of passing an ordinary resolution.

Accordingly, the approval of the Members is sought for passing an Ordinary Resolution as set out in Item No.6 of the Notice for ratification of the remuneration payable to the Cost Auditor for conducting the Cost Audit of the Company for the Financial Year ending on March 31, 2027. The Board recommends the Ordinary Resolution as set out in Item No.6 of the notice for approval of the Members.

None of the Directors and Key Managerial Personnel of the Company or their relatives, financially or otherwise, is concerned or interested in the Ordinary Resolution as set out at Item No.6 of this notice.

**NOTES:**

1. The Statement pursuant to Section 102(1) of the Companies Act, 2013 ("Act") in respect of Item No. 5 and 6 of the accompanying Notice, is annexed hereto. Further, disclosures in relation to Item No. 3, 4, 5 & 6 of the Notice, pursuant to Regulation 36(3) of the the Securities and Exchange Board of India (Listing Obligations and Disclosure Requirements) Regulations, 2015 ("SEBI Listing Regulations") and 'Secretarial Standard 2 on General Meetings' issued by the Institute of Company Secretaries of India ("SS-2") forms an integral part of this Notice.

2. The Ministry of Corporate Affairs ('MCA') vide its General Circular No. 03/2025 dated September 22, 2025 read with other relevant circulars issued from time to time ("MCA Circulars") has allowed to hold the Annual General Meeting (AGM) through Video Conferencing (VC)/Other Audio Visual Means (OAVM). In compliance with MCA Circulars, applicable provisions of the Act and the Listing Regulations, the 70th AGM of the Company shall be conducted through VC/ OAVM facility, which does not require in-person presence of members at a common venue. The deemed venue for the 70th AGM shall be the Registered Office of the Company situated at 6/16/13 Krishnarayapuram Road, Ganapathy, Coimbatore-641006, Tamil Nadu.

3. **A MEMBER ENTITLED TO ATTEND AND VOTE AT THE MEETING IS ENTITLED TO APPOINT A PROXY TO ATTEND AND VOTE ON HIS/HER BEHALF AND THE PROXY NEED NOT BE A MEMBER OF THE COMPANY. SINCE THE 70TH AGM IS BEING HELD THROUGH VC/OAVM, PHYSICAL ATTENDANCE OF MEMBERS HAS BEEN DISPENSED WITH. ACCORDINGLY, THE FACILITY FOR THE APPOINTMENT OF PROXIES BY THE MEMBERS WILL NOT BE AVAILABLE FOR THE 70th AGM AND HENCE THE PROXY FORM AND ATTENDANCE SLIP ARE NOT ANNEXED TO THIS NOTICE. MEMBERS ATTENDING THE AGM THROUGH VC / OAVM SHALL BE COUNTED FOR THE PURPOSE OF RECKONING THE QUORUM UNDER SECTION 103 OF THE ACT.**

4. Since the AGM will be held through VC/OAVM, the Route Map to the venue of the AGM is not annexed to this Notice.

5. The Company has engaged the services of Central Depository Services (India) Limited ("CDSL"), as the authorized agency for conducting the AGM through VC/OAVM and providing remote e-Voting and e-Voting facility at/ during the AGM of the Company. The instructions for participation by Members are given in the subsequent notes.

6. Electronic copy of the Annual Report for FY 2025-26 and Notice of AGM are uploaded at 'Investor Relations' section on the Company's website ***https://www.lgb.co.in/investor-relations/annual-reports/*** and is being sent to all the Members whose email IDs are registered with the Company/ Depository Participants(s)/RTA for communication purposes and also on the website of BSE Ltd., and National Stock Exchange of India Ltd. In respect of Members who have not registered their email address, the weblink including exact path, where the above details are uploaded will be informed by a letter. Further, Notice of AGM is available on the website of CDSL, the agency engaged for providing e-voting facility, i.e. ***www.evotingindia.com.*** Members can attend and participate in the Annual General Meeting through VC/ OAVM facility only.

   In case any Member is desirous of obtaining hard copy of the Annual Report for the financial year 2025-2026 and Notice of the 70th AGM of the Company, he / she may send request to the Company's mail-id ***secretarial@lgb.co.in*** mentioning Folio No. / DP ID and Client ID.

7. Members of the Company under the category of Institutional/Corporate Shareholders are encouraged to attend and vote at the AGM through VC. Institutional / Corporate Members intending to authorize their representatives to participate, and vote are requested to send a certified copy of the Board / Governing Body resolution / authorization letter to the Scrutinizer by e-mail at ***lgb@mdsassociates.in*** and the same should also be uploaded on the VC portal / e-Voting portal of CDSL.

8. The Register of Members and Share Transfer Books of the Company will remain closed from **Thursday, August 20, 2026, to Wednesday, August 26, 2026** (both days inclusive) for the purpose of determining the eligibility of the Members to receive the dividend for the financial year ended March 31, 2026, if declared at the AGM.

9. Dividend as recommended by the Board of Directors, if declared at the ensuing Annual General Meeting will be **paid on or before September 18, 2026** from the date of declaration, to those Members whose names appear on the Register of Members in respect of shares held in physical form as well as in respect of shares held in electronic form as per the details received from the depositories for this purpose as at the close of the business hours on **August 19, 2026 (record date).**

10. Pursuant to the Income Tax Act, 2025, dividend income is taxable in the hands of shareholders and the Bank is required to deduct tax at source from dividend paid to shareholders at the prescribed rates. For the prescribed rates for various categories, please refer to the Income Tax Act, 2025 and the amendments thereof. The shareholders are requested to update their PAN with the DP (if shares held in electronic form) and RTA (if shares held in physical form). Resident individual shareholders who had registered their valid PAN and who are not liable to pay income tax, can submit an annual declaration in Form No. 121, to avail the benefit of non-deduction of tax at source. A Resident individual shareholder with PAN and who is not liable to pay income tax can submit a yearly declaration in Form 121 along with PAN, at ***investor@cameoindia.com*** & ***secretarial@lgb.co.in*** on or **before August 19, 2026 (upto 5:00 PM).** Shareholders are requested to note that in case their PAN is not registered, tax will be deducted at a higher rate of 20%. Non-resident shareholders [including Foreign Institutional Investors (FIIs) / Foreign Portfolio Investors (FPIs)] can avail beneficial rates under tax treaty between India and their country of tax residence, subject to providing necessary documents i.e. No Permanent Establishment and Beneficial Ownership Declaration, Tax Residency Certificate, Form 41, any other document which may be required to avail the tax treaty benefits at ***investor@cameoindia.com*** & ***secretarial@lgb.co.in*** on or **before August 19, 2026 (upto 5:00 PM).** As per the guidelines issued by Ministry of Corporate Affairs and SEBI, communications to the shareholders is necessarily to be sent via email. Hence shareholders who have not yet registered their e-mail address with the Bank/RTA or in their Demat accounts, are requested to update the same.

Key documents to be submitted/uploaded as per Income Tax Rules 2026 for TDS Exemption Declaration:

| Category of Shareholder | Document(s) to be submitted/uploaded |
|---|---|
| Members Resident individual shareholders with PAN* and whose income does not exceed maximum amount not chargeable to tax or who is not liable to pay income tax not having valid PAN | i) Form 121 (erstwhile Form No. 15G or Form No. 15H) |
| Non-resident shareholders [including Foreign Portfolio Investors (FPIs)] who can avail beneficial rates under tax treaty between India and their country of tax residence | i) No Permanent Establishment Declaration<br>ii) Beneficial Ownership Declaration<br>iii) Tax Residency Certificate<br>iv) Copy of electronically filed Form 41 (erstwhile Form 10F)<br>v) Any other document which may be required |

*If PAN is not correct/invalid/inoperative/not linked to Aadhar then tax will be deducted at higher rates and credit of TDS will not be available. [Section 397 of the Income Tax Act, 2025]

11. The Company will arrange to issue the soft copy of TDS certificate to its shareholders at their registered email ID in accordance with the provisions of the Income Tax Act, 2025 after filing of the quarterly TDS Returns of the Company, post payment of the said Dividend. Shareholders will be able to download Form 168 from the Income Tax Department's website ***https://www.incometax.gov.in/.***

12. The Company has sent necessary intimation with regard to TDS on dividend with all details to all the members through e-mail, whose e-mail IDs are registered with the Company / RTA.

13. Members who have not registered their Bank particulars with the Depository Participant(s) ("DP") / Company are advised to utilize the electronic solutions provided by National Automated Clearing House ("NACH") for receiving dividends. Members holding shares in electronic form are requested to contact their respective Depository Participant(s) for availing this facility. Members holding shares in physical form are requested to download the NACH form from the website of the Company viz., ***https://www.lgb.co.in/investor-relations/investor-services-forms-for-download/*** and the same, duly filled up and signed along with original cancelled cheque leaf may be sent to the Company or to the Registrar and Share Transfer Agent ("RTA").

14. In accordance with SEBI's Master Circular No. HO/38/13/(4)2026-MIRSD-POD/I/4298/2026 dated February 06, 2026, Members holding shares in physical form, whose folio(s) are updated with PAN, nomination details, contact details, Bank Account details or updated specimen signature, will only be eligible for payment of dividend, through electronic mode effective from 1st April 2024. Therefore, Members holding shares in physical form are requested to update the above-mentioned details by providing the appropriate requests through ISR forms with the Registrar and Share Transfer Agent to ensure receipt of dividend.

15. The relevant formats for Nomination and Updation of KYC details viz; **Forms ISR-1, ISR-2, ISR-3, SH-13, SH-14** and SEBI circular are available on Company's website as well as the website of Cameo Corporate Services Limited, the Registrar and Share Transfer Agent of the Company. Original cancelled cheque leaf bearing the name of the first holder failing which first security holder is required to submit copy of bank passbook / statement attested by the bank which is mandatory for registering the new bank details.

16. The Company has entered into agreements with National Securities Depository Limited ("NSDL") and Central Depository Services (India) Limited ("CDSL"). The Depository System envisages the elimination of several problems involved in the scrip- based system such as bad deliveries, fraudulent transfers, fake certificates, thefts in postal transit, delay in transfers, mutilation of share certificates, etc. Simultaneously, Depository System offers several advantages like exemption from stamp duty, elimination of concept of market lot, elimination of bad deliveries, reduction in transaction costs, improved liquidity, etc. Members, therefore, now have the option of holding and dealing in the shares of the Company in electronic form through NSDL or CDSL. Members are encouraged to convert their physical holding to electronic mode.

17. As per Regulation 40 of SEBI Listing Regulations, as amended, securities of listed companies can be transferred only in dematerialized form w.e.f. 01st April 2019, except in case of request received for transmission or transposition of securities. In view of this, Members holding shares in physical form are requested to consider converting their holdings to dematerialized form. Members can contact the Company or Cameo Corporate Services Limited, Company's Registrar and Share Transfer Agent for assistance in this regard.

    In addition to above, Members may please note that SEBI vide its Master Circular No. HO/38/13/(4)2026-MIRSD-POD/I/4298/2026 dated February 06, 2026 has mandated the Listed Companies to issue securities in demat form only while processing service requests viz. Issue of duplicate securities certificate; claim from Unclaimed Suspense Account; Renewal/ Exchange of securities certificate; Endorsement; Sub-division/ Splitting of securities certificate; Consolidation of securities certificates/ folios; Transmission and Transposition. Accordingly Shareholders are requested to make service requests by submitting a duly filled and signed Form ISR- 4, the format of which is available on the Company's website under the weblink at ***https://www.lgb.co.in/investorrelations/investor-services-forms-for-download/***

    It may be noted that any service request can be processed only after the folio is KYC compliant. SEBI vide its Master Circular No. HO/38/13/(4)2026-MIRSD-POD/I/4298/2026 dated February 06, 2026, has mandated that all requests for transfer of securities including transmission and transposition requests shall be processed only in dematerialized form. Members can contact the Company or RTA for assistance in this regard.

    Members holding equity shares of the Company in physical form are requested to kindly get their equity shares converted into demat/electronic form to get inherent benefits of dematerialization. Members can contact the Company or RTA for assistance in this regard.

18. As per the provisions of Section 72 of the Act, the facility for submitting nomination is available for members in respect of the shares held by them. Members who have not yet registered their nomination are requested to register the same by submitting Form No. SH-13. The form can be downloaded from ***https://www.lgb.co.in/investor-relations/investor-services-forms-for-download/.*** Members are requested to submit these details to their DP in case the shares are held by them in electronic form, and to the Company's RTA, in case the shares are held in physical form.

19. Members are requested to make all correspondence in connection with shares held by them by addressing letters directly to the Company Secretary of the Company or its RTA, namely M/s. Cameo Corporate Services Limited, Subramanian Building, #1, Club House Road, Chennai 600 002, by quoting the Folio number or the Client ID number with DP ID number.

20. In case of joint holders, the Member whose name appears as the first holder in the order of names as per the Register of Members of the Company will be entitled to vote at the AGM.

21. A Member who needs any clarification on accounts or operations of the Company shall send his/her queries addressed to the **Company Secretary at *lk.joshi@lgb.co.in***, so as to reach him on or before August 19, 2026. Such queries will be replied by the Company suitably during the AGM or through a separate e-mail.

22. Members who wish to claim dividends, which remain unclaimed, are requested to correspond with the Company / Registrar & Share Transfer Agent of the Company. Members are requested to note that pursuant to Section 124 of the Companies Act, 2013 dividends not claimed within seven years from the date of transfer to the Company's Unpaid Dividend Account, will be transferred to the Investor Education and Protection Fund ("IEPF") established by the Central Government under Section 125 of the Companies Act, 2013. The details of unpaid/ unclaimed dividend can be viewed on the Company's website. As per the provisions of Rule 6 of the Investor Education and Protection Fund Authority (Accounting, Audit, Transfer and Refund) Rules 2016, the Company will be transferring the share(s) on which the beneficial owner has not encashed any dividend during the last seven years to the IEPF demat account as identified by the IEPF Authority.

    Details of shareholders whose shares are liable to be transferred to IEPF are available at the Company website: ***https://www.lgb.co.in/investor-relations/transfer-of-shares-to-iepf/*** The shareholders whose unclaimed dividend/share has been transferred to the 'Investor Education and Protection Fund', may claim the same from IEPF authority by filing Form IEPF-5 along with requisite documents. Mr. M. Lakshmi Kanth Joshi, Senior General Manager (Legal) and Company Secretary, is the Nodal Officer of the Company for the purpose of verification of such claims.

23. Soft copies of the Register of Directors and Key Managerial Personnel and their shareholding, maintained under Section 170 of the Companies Act, 2013 and the Register of Contracts or Arrangements in which Directors are interested, maintained under Section 189 of the Companies Act, 2013 will be available for inspection by the members during the AGM

24. Process and manner for members opting for voting through electronic means:

1. Pursuant to the provisions of Section 108 of the Act read with Rule 20 of the Companies (Management and Administration) Rules, 2014 (as amended) and Regulation 44 of SEBI (Listing Obligations and Disclosure Requirements) Regulations, 2015 (as amended), and pursuant to the relevant MCA Circulars and the Secretarial Standard on General Meetings (SS-2), the Company is providing facility of remote e-voting to its Members in respect of the business to be transacted at the AGM. For this purpose, the Company has entered into an agreement with Central Depository Services (India) Limited (CDSL), as the authorised e-voting agency for facilitating voting through electronic means. The facility of casting votes by a member using remote e-voting as well as e-voting system on the date of the AGM will be provided by CDSL.
2. The members can join the AGM through VC / OAVM mode 30 minutes before the scheduled time of the AGM and within 15 minutes after the scheduled time of the commencement of the AGM by following the procedure mentioned in the Notice. The facility of participation at the AGM through VC / OAVM will be made available for 1,000 members on first come first serve basis. This will be in addition to large members (members holding 2% or more shareholding), Promoters, Institutional Investors, Directors, Key Managerial Personnel, the Chairpersons of the Audit Committee, Nomination and Remuneration Committee and Stakeholders' Relationship Committee, Auditors etc. who are allowed to attend the AGM without restriction on account of first come first serve basis.
3. The attendance of the members attending the AGM through VC / OAVM will be counted for the purpose of reckoning the quorum under Section 103 of the Act.
4. A person whose name is recorded in the Register of Members / List of Beneficial Owners maintained by the depositories as on **August 19, 2026**, being the cut-off date shall be entitled to avail the facility of remote e-voting or e-voting during the AGM. Persons who are not members as on the cut-off date, but have received this Notice, should treat receipt of this Notice for information purpose only.
5. A person who has acquired the shares and has become a member of the Company after the despatch of the Notice of the AGM and prior to the **Cut-off date i.e. Wednesday, August 19, 2026**, shall be entitled to exercise his/her vote either electronically i.e. remote e-voting or venue voting system on the date of the AGM by following the procedure mentioned in this part.
6. The members who have cast their vote by remote e-voting prior to AGM may also attend the AGM but shall not be entitled to cast their vote again.
7. Eligible members who have acquired shares after sending the Notice electronically and holding shares as on the cut-off date may approach the Company for issuance of the User Id and Password for exercising their right to vote by electronic means.

**25. Process for those members whose e-mail ids / mobile numbers are not registered with the Company / Depositories:**

1. For physical equity shareholders, please provide necessary details like Folio No., name of equity shareholder, scanned copy of the share certificate (front and back), PAN (self-attested scanned copy of PAN card), AADHAR (self-attested scanned copy of Aadhar Card) by emails to ***secretarial@lgb.co.in*** and ***investor@cameoindia.com***.
2. For demat shareholders, please update your email id and mobile number with the respective Depository Participant.
3. For Individual Demat shareholders – Please update your email id & mobile no. with your respective Depository Participant (DP) which is mandatory while e-Voting & joining virtual meetings through Depository.

   If you have any queries or issues regarding attending AGM & e-Voting from the CDSL e-Voting System, you can write an email to ***helpdesk.evoting@cdslindia.com*** or contact at toll free no. 1800 21 09911.

   All grievances connected with the facility for voting by electronic means may be addressed to Mr. Rakesh Dalvi, Sr. Manager, (CDSL) Central Depository Services (India) Limited, A Wing, 25th Floor, Marathon Futurex, Mafatlal Mill Compounds, N M Joshi Marg, Lower Parel (East), Mumbai - 400013 or send an email to ***helpdesk.evoting@cdslindia.com*** or call toll free no. 1800 21 09911.

**26. Instructions for Members for remote voting, e-voting during AGM and joining the AGM through VC / OAVM are as under:**

1. The voting period begins on **Sunday, August 23, 2026, at 9.00 am (IST) and ends on Tuesday, August 25, 2026, at 5.00 pm (IST)**. During this period, shareholders of the Company, holding shares either in physical form or in dematerialized form, as on the **cut-off date (record date) of Wednesday August 19, 2026** may cast their vote electronically. The remote e-voting module shall be disabled by CDSL for voting thereafter.
2. Shareholders who have already voted prior to the meeting date would not be entitled to vote at the meeting venue.
3. Pursuant to SEBI Master Circular No. HO/49/14/14(7)2025-CFD-POD2/I/3762/2026 dated January 30, 2026, and in accordance with Regulation 44 of Securities and Exchange Board of India (Listing Obligations and Disclosure Requirements) Regulations, 2015, listed entities are required to provide remote e-voting facility to its shareholders, in respect of all shareholders' resolutions. However, it has been observed that the participation by the public non-institutional shareholders/retail shareholders is at a negligible level.

   Currently, there are multiple e-voting service providers (ESPs) providing e-voting facility to listed entities in India. This necessitates registration on various ESPs and maintenance of multiple user IDs and passwords by the shareholders.

   In order to increase the efficiency of the voting process, pursuant to a public consultation, it has been decided to enable e-voting to all the demat account holders, by way of a single login credential, through their demat accounts/ websites of Depositories/ Depository Participants. Demat account holders would be able to cast their vote without having to register again with the ESPs, thereby not only facilitating seamless authentication but also enhancing ease and convenience of participating in e-voting process.

   Step 1: Access through Depositories CDSL/NSDL e-Voting system in case of individual shareholders holding shares in demat mode.
4. In terms of SEBI Master Circular No. HO/49/14/14(7)2025-CFD-POD2/I/3762/2026 dated January 30, 2026, on e-Voting facility provided by Listed Companies, Individual shareholders holding securities in demat mode are allowed to vote through their demat account maintained with Depositories and Depository Participants. Shareholders are advised to update their mobile number and email Id in their demat accounts in order to access e-Voting facility.

Pursuant to abovesaid SEBI Circular, Login method for e-Voting and joining virtual meetings for Individual shareholders holding securities in Demat mode CDSL/NSDL is given below:

| Type of shareholders | Login Method |
|---|---|
| Individual Shareholders holding securities in Demat mode with CDSL | 1) Users who have opted for CDSL Easi/Easiest facility, can login through their existing user id and password. Option will be made available to reach e-Voting page without any further authentication. The users to login to Easi/Easiest are requested to visit CDSL website *www.cdslindia.com* and click on login icon & My Easi New (Token) Tab.<br>2) After successful login the Easi/Easiest user will be able to see the e-Voting option for eligible companies where the evoting is in progress as per the information provided by company. On clicking the evoting option, the user will be able to see e-Voting page of the e-Voting service provider for casting your vote during the remote e-Voting period or joining virtual meeting & voting during the meeting. Additionally, there is also links provided to access the system of all e-Voting Service Providers, so that the user can visit the e-Voting service providers' website directly.<br>3) If the user is not registered for Easi/Easiest, option to register is available at CDSL website *www.cdslindia.com* and click on login & My Easi New (Token) Tab and then click on registration option.<br>4) Alternatively, the user can directly access e-Voting page by providing Demat Account Number and PAN No. from an e-Voting link available on *www.cdslindia.com* home page. The system will authenticate the user by sending OTP on registered Mobile & Email as recorded in the Demat Account. After successful authentication, user will be able to see the e-Voting option where the evoting is in progress and also able to directly access the system of all e-Voting Service Providers. |
| Individual Shareholders holding securities in demat mode with NSDL | 1) If you are already registered for NSDL IDeAS facility, please visit the e-Services website of NSDL. Open web browser by typing the following URL: *https://eservices.nsdl.com* either on a Personal Computer or on a mobile. Once the home page of e-Services is launched, click on the "Beneficial Owner" icon under "Login" which is available under 'IDeAS' section. A new screen will open. You will have to enter your User ID and Password. After successful authentication, you will be able to see e-Voting services. Click on "Access to e-Voting" under e-Voting services and you will be able to see e-Voting page. Click on company name or e-Voting service provider name and you will be re-directed to e-Voting service provider website for casting your vote during the remote e-Voting period or joining virtual meeting & voting during the meeting.<br>2) If the user is not registered for IDeAS e-Services, option to register is available at *https://eservices.nsdl.com.* Select "Register Online for IDeAS "Portal or click at *https://eservices.nsdl.com/SecureWeb/IdeasDirectReg.jsp* |

| Type of shareholders | Login Method |
|---|---|
| Individual Shareholders holding securities in demat mode with NSDL | 3) Visit the e-Voting website of NSDL. Open web browser by typing the following URL:*https://www.evoting.nsdl.com/* either on a Personal Computer or on a mobile. Once the home page of e-Voting system is launched, click on the icon "Login" which is available under 'Shareholder/Member' section. A new screen will open. You will have to enter your User ID (i.e. your sixteen digit demat account number hold with NSDL), Password/OTP and a Verification Code as shown on the screen. After successful authentication, you will be redirected to NSDL Depository site wherein you can see e-Voting page. Click on company name or e-Voting service provider name and you will be redirected to e-Voting service provider website for casting your vote during the remote e-Voting period or joining virtual meeting & voting during the meeting. |
| | 4) For OTP based login you can click on *https://eservices.nsdl.com/SecureWeb/evoting/evotinglogin.jsp*. You will have to enter your 8-digit DP ID,8-digit Client Id, PAN No.,Verification code and generate OTP. Enter the OTP received on registered email id/mobile number and click on login. After successful authentication, you will be redirected to NSDL Depository site wherein you can see e-Voting page. Click on company name or e-Voting service provider name and you will be re-directed to e-Voting service provider website for casting your vote during the remote e-Voting period or joining virtual meeting & voting during the meeting. |
| Individual Shareholders (holding securities in demat mode) login through their Depository Participants | You can also login using the login credentials of your demat account through your Depository Participant registered with NSDL/CDSL for e-Voting facility. After Successful login, you will be able to see e-Voting option. Once you click on e-Voting option, you will be redirected to NSDL/CDSL Depository site after successful authentication, wherein you can see e-Voting feature. Click on company name or e-Voting service provider name and you will be redirected to e-Voting service provider website for casting your vote during the remote e-Voting period or joining virtual meeting & voting during the meeting. |

**Important note: Members who are unable to retrieve User ID/Password are advised to use Forget User ID and Forget Password option available at abovementioned website.**

**Helpdesk for Individual Shareholders holding securities in demat mode for any technical issues related to login through Depository i.e. CDSL and NSDL**

| Login type | Helpdesk details |
|---|---|
| Individual Shareholders holding securities in Demat mode with CDSL | Members facing any technical issue in login can contact CDSL helpdesk by sending a request at *helpdesk.evoting@cdslindia.com* or contact at toll free no. 1800 21 09911. |
| Individual Shareholders holding securities in Demat mode with NSDL | Members facing any technical issue in login can contact NSDL helpdesk by sending a request at *evoting@nsdl.com* or call at :022 - 4886 7000. |

**Step 2**

**Access through CDSL e-Voting system in case of shareholders holding shares in physical mode and non-individual shareholders in demat mode.**

**5. Login method for e-Voting and joining virtual meetings for Physical shareholders and shareholders other than individual holding in Demat form.**

1) The shareholders should log on to the e-voting website ***www.evotingindia.com***.

2) Click on "Shareholders" module.

3) Now enter your User ID

| | |
|---|---|
| **a.** | For CDSL: 16 digits beneficiary ID, |
| **b.** | For NSDL: 8 Character DP ID followed by 8 Digits Client ID, |
| **c.** | Shareholders holding shares in Physical Form should enter Folio Number registered with the Company. |

4) Next enter the Image Verification as displayed and Click on Login.

5) If you are holding shares in demat form and have logged on to ***www.evotingindia.com*** and voted on an earlier e-voting of any company, then your existing password is to be used.

6) If you are a first-time user follow the steps given below:

| | For Physical shareholders and other than individual shareholders holding shares in Demat. |
|---|---|
| PAN | Enter your 10-digit alpha-numeric.<br>• PAN issued by Income Tax Department (Applicable for both demat shareholders as well as physical shareholders)<br>• Shareholders who have not updated their PAN with the Company/Depository Participant are requested to use the sequence number sent by Company/RTA or contact Company/RTA. |
| Dividend Bank Details OR Date of Birth (DOB) | Enter the Dividend Bank Details or Date of Birth (in dd/mm/yyyy format) as recorded in your demat account or in the company records in order to login.<br>• If both the details are not recorded with the depository or company, please enter the member id / folio number in the Dividend Bank details field. |

7. After entering these details appropriately, click on "SUBMIT" tab.

8. Shareholders holding shares in physical form will then directly reach the Company selection screen. However, shareholders holding shares in demat form will now reach 'Password Creation' menu wherein they are required to mandatorily enter their login password in the new password field. Kindly note that this password is to be also used by the demat holders for voting for resolutions of any other company on which they are eligible to vote, provided that company opts for e-voting through CDSL platform. It is strongly recommended not to share your password with any other person and take utmost care to keep your password confidential.

9. For shareholders holding shares in physical form, the details can be used only for e-voting on the resolutions contained in this Notice.

10. Click on the EVSN for the relevant **L.G.BALAKRISHNAN & BROS LIMITED** on which you choose to vote.

11. On the voting page, you will see "RESOLUTION DESCRIPTION" and against the same the option "YES/NO" for voting. Select the option YES or NO as desired. The option YES implies that you assent to the Resolution and option NO implies that you dissent to the Resolution.

12. Click on the "RESOLUTIONS FILE LINK" if you wish to view the entire Resolution details.

13. After selecting the resolution, you have decided to vote on, click on "SUBMIT". A confirmation box will be displayed. If you wish to confirm your vote, click on "OK", else to change your vote, click on "CANCEL" and accordingly modify your vote.

14. Once you "CONFIRM" your vote on the resolution, you will not be allowed to modify your vote.

15. You can also take a print of the votes cast by clicking on "Click here to print" option on the Voting page.

16. If a demat account holder has forgotten the login password then Enter the User ID and the image verification code and click on Forgot Password & enter the details as prompted by the system.

17. There is also an optional provision to upload BR/POA if any uploaded, which will be made available to scrutinizer for verification.

**27. Additional Facility for Non - Individual Shareholders and Custodians -For Remote Voting only.**

1. Non-Individual shareholders (i.e. other than Individuals, HUF, NRI etc.) and Custodians are required to log on to ***www.evotingindia.com*** and register themselves in the "Corporates" module.

2. A scanned copy of the Registration Form bearing the stamp and sign of the entity should be emailed to ***helpdesk.evoting@cdslindia.com***.

3. After receiving the login details a Compliance User should be created using the admin login and password. The Compliance User would be able to link the account(s) for which they wish to vote on.

4. The list of accounts linked in the login will be mapped automatically & can be delink in case of any wrong mapping.

5. It is Mandatory that, a scanned copy of the Board Resolution and Power of Attorney (POA) which they have issued in favour of the Custodian, if any, should be uploaded in PDF format in the system for the scrutinizer to verify the same.

Alternatively, Non-Individual shareholders are required mandatory to send the relevant Board / Governing Body Resolution/ Authority letter etc. together with attested specimen signature of the duly authorized signatory who are authorized to vote, to the Scrutinizer at ***lgb@mdsassociates.in*** and to the Company at the email address viz; ***secretarial@lgb.co.in*** if they have voted from individual tab & not uploaded same in the CDSL e-voting system for the scrutinizer to verify the same.

**INSTRUCTIONS FOR SHAREHOLDERS ATTENDING THE AGM THROUGH VC/OAVM & E-VOTING DURING MEETING ARE AS UNDER:**

1. The procedure for attending meeting & e-Voting on the day of the AGM is same as the instructions mentioned above for e-voting.

2. The link for VC/OAVM to attend meeting will be available where the EVSN of Company will be displayed after successful login as per the instructions mentioned above for e-voting.

3. Shareholders who have voted through Remote e-Voting will be eligible to attend the meeting. However, they will not be eligible to vote at the AGM.

4. Shareholders are encouraged to join the Meeting through Laptops / IPads for better experience.

5. Further shareholders will be required to allow Camera and use Internet with a good speed to avoid any disturbance during the meeting.

6. Please note that Participants Connecting from Mobile Devices or Tablets or through Laptop connecting via Mobile Hotspot may experience Audio/Video loss due to Fluctuation in their respective network. It is therefore recommended to use Stable Wi-Fi or LAN Connection to mitigate any kind of aforesaid glitches.
7. Shareholders who would like to express their views/ask questions during the meeting may register themselves as a speaker by sending their request in advance atleast 7 days prior to meeting mentioning their name, demat account number/folio number, email id, mobile number at ***lk.joshi@lgb.co.in***. The shareholders who do not wish to speak during the AGM but have queries may send their queries in advance 7 days prior to meeting mentioning their name, demat account number/folio number, email id, mobile number at ***lk.joshi@lgb.co.in***. These queries will be replied to by the company suitably by email.
8. Those shareholders who have registered themselves as a speaker will only be allowed to express their views/ ask questions during the meeting.
9. Only those shareholders, who are present in the AGM through VC/OAVM facility and have not casted their vote on the Resolutions through remote e-Voting and are otherwise not barred from doing so, shall be eligible to vote through e-Voting system available during the AGM.
10. If any Votes are cast by the shareholders through the e-voting available during the AGM and if the same shareholders have not participated in the meeting through VC/OAVM facility, then the votes cast by such shareholders may be considered invalid as the facility of e-voting during the meeting is available only to the shareholders attending the meeting.

## 28. Other Instructions

1. Sri. M. D. Selvaraj (FCS: 960, CP: 411), Managing Partner of M/s. MDS & Associates LLP, Company Secretaries, Coimbatore has been appointed as the Scrutinizer to scrutinize both the remote e-voting process and e-voting process during the meeting in a fair and transparent manner.
2. The Scrutinizer shall, immediately after the conclusion of e-voting at the AGM, first download the votes cast at the AGM and thereafter unblock the votes cast through remote e-voting and shall make a consolidated scrutinizer's report of the total votes cast in favour or against, invalid votes, if any, and whether the resolutions have been carried or not, and such report shall then be sent to the Chairman or a person authorized by him, within 2 (two) working days from the conclusion of the AGM, who shall then countersign and declare the result of the voting within the prescribed time.
3. The results declared along with the report of the Scrutinizer shall be placed on the website of the Company at ***https://www.lgb.co.in/investor-relations/general-meeting-notice/*** and on the website of CDSL at ***www.evotingindia.com*** immediately after the declaration of results by the Chairman or a person authorized by him. The results shall also be immediately forwarded to the BSE Limited and National Stock Exchange of India Limited in the prescribed manner within the stipulated time.

**By Order of the Board,**

**M. LAKSHMI KANTH JOSHI**
Senior General Manager (Legal) and
Company Secretary
ACS No. 14273

Place : Coimbatore
Date : 02.05.2026

Brief profile and other particulars of Director(s) seeking re-appointment at the 70th Annual General Meeting of the Company pursuant to Regulation 36(3) of SEBI (Listing Obligations and Disclosure Requirements) Regulations, 2015 and Secretarial Standard on General Meetings (SS-2) issued by The Institute of Company Secretaries of India ("ICSI").

| Name of Director | Sri.B.Vijayakumar | Smt. Rajsri Vijayakumar | Sri. S. Sivakumar |
|---|---|---|---|
| Director Identification Number | 00015583 | 00018244 | 00016040 |
| Date of Birth /Age | 22.01.1953 / 73 years | 11.09.1981 / 45 years | 30.11.1952 / 74 years |
| Nationality | Indian | Indian | Indian |
| Qualifications | B.Sc., | B.B.A., | B.Com., |
| Date of first appointment on the Board | 25.11.1986 | 30.10.2006 | 28.06.1996 |
| Board Position Held | Executive Chairman | Non-Executive Non -Independent Director | Non-Executive Non-Independent Director |
| Brief profile including educational qualification, areas of expertise and experience | More than 45 years as an industrialist and more than 36 years as Managing Director of the Company | More than 28 years experience in General Administration | More than 39 years experience as an Industrialist |
| Justification for chosing the appointee as an Independent Director | Not applicable | Not applicable | Not applicable |
| Summary of Performance evaluation in case of re-appointment of Independent Director | Not applicable | Not applicable | Not applicable |
| Terms and conditions of appointment/re-appointment | Re-appointed as Executive Chairman of the Company for a period of 5 years effective from 1st January, 2025. Liable to retire by rotation. | Liable to retire by rotation | Liable to retire by rotation |
| No. of Board Meetings attended during the financial year (FY 2025-26) | 4 of 4 | 3 of 4 | 4 of 4 |
| Remuneration sought to be paid | As approved by Shareholders | Sitting Fees Only | Sitting Fees Only |
| Remuneration last drawn upto 31.03.2026 | ₹ 523.96 Lakhs | NIL | NIL |
| Details of inter-se relationship with other Directors, Manager and Key Managerial Personnel of the Company. | Smt. Rajsri Vijayakumar -Daughter<br>Sri. Rajiv Parthasarathy - Daughter's Husband | Daughter of Sri.B.Vijayakumar<br>and wife of Sri.Rajiv Parthasarathy | Not applicable |

| Name of Director | Sri.B.Vijayakumar | Smt. Rajsri Vijayakumar | Sri. S. Sivakumar |
|---|---|---|---|
| Details of shares held in the Company (including shareholding as a beneficial owner) (as on date of the Notice) | 36,58,745 | 23,29,156 | 1,194 |
| List of Directorships held in other companies as on the date of the Notice | 1. LGB Forge Limited<br>2. South Western Engineering India Private Limited<br>3. LG Sports Private Limited<br>4. L.G.B. Auto Products Private Limited<br>5. LG Farm Products Private Limited<br>6. Super Speeds Private Limited<br>7. Super Transports Private Limited<br>8. Magriver Private Limited<br>9. Primekart Zone Private Limited | 1. LGB Forge Limited<br>2. Super Transports Private Limited<br>3. L.G.B.Auto Products Private Limited<br>4. ELGI Automotive Services Private Limited<br>5. Silent Chain India Private Limited<br>6. LG Farm Products Private Limited<br>7. Super Speeds Private Limited<br>8. Paatimaachi Private Limited<br>9. Rajvirdhan Private Limited | 1. Prime Kart Zone Private Ltd<br>2. L.G.B. Auto Products Private Ltd<br>3. South Western Engineering India Private Ltd<br>4. L G Sports Private Ltd |
| Name of Listed Companies from which the Director has resigned in the past three years | Elgi Equipments Limited (retired due to completion of tenure on 01-08-2024) | NIL | NIL |
| Membership / Chairmanship of Committees of other Boards as on date of the AGM Notice | NIL | Member of Audit Committee and Stakeholder Relationship Committee in LGB Forge Limited | NIL |



# BOARD'S REPORT

## DEAR SHAREHOLDERS,

Your Directors have pleasure in presenting Company's Seventieth (70th) Annual Report on the business and operations of the Company together with the Standalone and Consolidated Audited Financial Statements for the financial year ended March 31, 2026.

## FINANCIAL SUMMARY / HIGHLIGHTS

Key highlights of consolidated and standalone financial performance for the year ended 31st March, 2026, are summarised as under:

| Particulars | Consolidated | | Standalone | |
|---|---|---|---|---|
| | 31.03.2026 (₹ In Lakhs) | 31.03.2025 (₹ In Lakhs) | 31.03.2026 (₹ In Lakhs) | 31.03.2025 (₹ In Lakhs) |
| **TOTAL INCOME** | **3,14,403.77** | 2,63,351.53 | **2,83,217.65** | 2,44,527.69 |
| Profit before interest, depreciation & Tax | **55,220.86** | 47,007.27 | **52,774.76** | 46,056.81 |
| Less : Interest | **1,514.21** | 1,017.97 | **949.89** | 812.27 |
| Depreciation | **11,527.07** | 9,152.84 | **10,763.33** | 8,493.78 |
| **PROFIT BEFORE TAX** | **42,179.58** | 36,836.46 | **41,061.54** | 36,750.76 |
| Add : Exceptional items | **260.24** | 2,302.66 | **260.24** | 2,302.66 |
| Less : Provisions for Taxation | | | | |
| Current Income Tax / MAT | **10,719.98** | 9,632.07 | **10,702.74** | 9,629.13 |
| Current tax expenses relating to previous year | **444.23** | - | **444.23** | - |
| Deferred Tax | **(598.68)** | (702.02) | **(459.43)** | 358.08 |
| Net Tax expenses | **10,565.53** | 8,930.05 | **10,687.54** | 9,987.21 |
| **PROFIT AFTER TAX** | **31,874.29** | 30,209.07 | **30,634.24** | 29,066.21 |

## OPERATIONAL PERFORMANCE

On a consolidated basis, during the year ended March 31, 2026, your Company registered its total income of ₹ 3,14,403.77 lakhs against ₹ 2,63,351.54 Lakhs in the previous financial year 2024-25 delivering a topline growth of 19.39% over previous financial year 2024-25. Net profit after tax of the Company also improved to ₹ 31,874.29 Lakhs as against ₹ 30,209.07 Lakhs of the previous year, thus delivering a growth of 5.51% over the previous financial year 2024-25.

On a standalone basis, during the year ended March 31, 2026, your Company registered its total income of ₹ 2,83,217.65 Lakhs against ₹ 2,44,527.69 Lakhs in the previous financial year 2024-25 delivering a topline growth of 15.82% over previous financial year 2024-25. Net profit after tax of the Company also improved to ₹ 30,634.24 Lakhs as against ₹ 29,066.21 Lakhs of the previous year, thus delivering a growth of 5.39% over the previous financial year 2024-25.

## CHANGE IN THE NATURE OF BUSINESS, IF ANY

There was no change in the nature of business of the Company during the Financial Year ended 31st March 2026.

## TRANSFER TO RESERVES

The Company has transferred an amount of ₹ 25,000 Lakhs to the General Reserves out of the current profits available for appropriations and the remaining amount of ₹ 15,875.29 Lakhs has been retained in the Surplus in Profit and Loss Account.

## DIVIDEND

In recognition of the financial performance during financial year 2025-2026, and strong track record of dividend payout and dividend growth backed by consistently growing revenues and earnings, your Directors are pleased to recommend a dividend of ₹ 22/- per equity share on face value of ₹ 10/- each i.e., 220 % on the 3,18,92,416 equity shares for the financial year ended March 31, 2026. The dividend, if approved by the shareholders at the ensuing Annual General Meeting of the Company, shall be payable to those Shareholders whose names appear in the register of Members as on the **Record Date i.e. August 19, 2026.**

The Dividend income is taxable in the hands of the shareholders and the Company is required to deduct tax at source from dividend paid to the members at the prescribed rates as per the Income Tax Act, 2025.

Pursuant to the requirements of Regulation 43A of the Securities and Exchange Board of India (Listing Obligations and Disclosure Requirements) Regulations, 2015 ('Listing Regulations'), the Dividend Distribution Policy of the Company is available on the Company's website at ***www.lgb.co.in/wp-content/uploads/2021/09/LGB-Dividend-Distribution-Policy.pdf***

## TRANSFER OF UNCLAIMED DIVIDEND AMOUNT AND UNDERLYING SHARES TO INVESTOR EDUCATION AND PROTECTION FUND AUTHORITY

Pursuant to the provisions of Section 125 and other applicable provisions of the Act, read with the Investor Education and Protection Fund Authority (Accounting, Audit, Transfer and Refund) Rules, 2016, as amended, ('Rules'), the dividend which remains unclaimed or unpaid for a consecutive period of seven years or more from the date of transfer to the Unpaid Dividend Account of the Company and shares on which dividends are unclaimed or unpaid for a consecutive period of seven years or more are required to be transferred to IEPF. During financial year 2025-26, dividend for the financial year 2017-18 amounting to ₹ 9,36,932/- and 9,052 shares were transferred to the IEPF Authority within the prescribed statutory timelines.

Please note that the unclaimed dividend declared for FY 2018-19 along with underlying shares on which dividend remained unclaimed for seven consecutive years, will be transferred to the IEPF within the prescribed time.

The details are also made available on the website of the Company, ***https://www.lgb.co.in/investor-relations/transfer-of-shares-to-iepf/***

The IEPF Authority launched a 100 day campaign, Saksham Niveshak in July 2025 to enhance investor awareness and expedite resolution of pending matters relating to unclaimed dividends, shares transferred to IEPF and updating of KYC & nomination details. In support of this initiative, the Company published newspaper advertisements urging Shareholders to update their KYC and claim their unclaimed dividend(s). The Company's RTA also conducted a special drive to process unclaimed dividends, enabling payment of multiple outstanding dividend(s) to Shareholders who updated their bank details.

## CAPITAL STRUCTURE:

As on March 31, 2026, the Authorized Share Capital of the Company stood at ₹ 47,00,00,000/- divided into 4,70,00,000 equity shares of ₹ 10/- each and the the issued, subscribed, and paid-up Equity Share Capital was ₹ 31,89,24,160/- divided into 3,18,92,416 equity shares of ₹ 10/- each. The Company has only one class of equity shares. Further, the Company has not issued any shares with differential voting rights, sweat equity shares or any other securities during the year under review.

## ANNUAL RETURN

As per the provisions of Section 92(3) read with Section 134(3)(a) of the Act, the Annual Return for the Financial Year ended on March 31, 2026, in the prescribed Form No. MGT-7 is available on the website of the Company at *https://www.lgb.co.in/investor-relations/annual-return-mgt-7/*

## MEETINGS OF THE BOARD AND ITS COMMITTEES:

During the Financial Year 2025-26, 4 (Four) meetings of the Board of Directors took place. The maximum gap between two Board meetings did not exceed 120 days.

A comprehensive disclosure regarding the Board, its committees, their composition, and terms of reference, along with the number of board and committee meetings held and the attendance of directors at each meeting, is meticulously detailed in the Report on Corporate Governance. This report is an integral part of the Annual Report.

## COMPLIANCE WITH SECRETARIAL STANDARDS

The Directors have devised proper systems to ensure compliance with the provisions of all applicable Secretarial Standards and that such systems are adequate and operating effectively. The Company has duly complied with Secretarial Standards issued by the Institute of Company Secretaries of India on the meeting of the Board of Directors (SS-1) and General Meetings (SS-2).

## DIRECTORS' RESPONSIBILITY STATEMENT

Pursuant to the provisions of Section 134(3)(c) read with Section 134(5) of the Companies Act, 2013, the Board of Directors confirm that, to the best of their knowledge and belief:

a) that in the preparation of the Annual Accounts, the applicable Accounting Standards had been followed along with proper explanation relating to material departures, if any;

b) that the Directors had selected such accounting policies and applied them consistently and made judgments and estimates that are reasonable and prudent so as to give a true and fair view of the state of affairs of the Company as at the end of the financial year and of the profit of the Company for that period;

c) that the Directors had taken proper and sufficient care for the maintenance of adequate accounting records in accordance with the provisions of the Act for safeguarding the assets of the Company and for preventing and detecting fraud and other irregularities;

d) that the Directors had prepared the Annual Accounts on a going concern basis;

e) that the Directors had laid down proper internal financial controls to be followed by the Company and that such internal financial controls are adequate and were operating effectively; and

f) that the Directors had devised proper systems to ensure compliance with the provisions of all applicable laws and that such systems were adequate and operating effectively.

## STATEMENT ON DECLARATION GIVEN BY INDEPENDENT DIRECTORS:

In accordance with Section 149(7) of the Companies Act, 2013 and Regulation 25(8) of the Listing Regulations, all Independent Directors have submitted declarations confirming that they meet the criteria of independence as mentioned in Regulation 16(1)(b) of the Listing Regulations and Section 149(6) of the Companies Act, 2013. There was no change in the circumstances affecting their status as Independent Directors of the Company.

## STATEMENT REGARDING OPINION OF THE BOARD WITH REGARD TO INTEGRITY, EXPERTISE AND EXPERIENCE (INCLUDING THE PROFICIENCY) OF THE INDEPENDENT DIRECTORS

Dr.Vinay Balaji Naidu (DIN : 09232643) was re-appointed as an Independent Director of the Company for a second term of five consecutive years w.e.f 04.08.2026. Based on the evaluation of the performance of the Independent Directors in accordance with the criteria and the framework adopted by the Company, the Board of Directors is of the opinion that the Independent Directors of the Company holds highest standards of integrity and possess requisite expertise and experience including the proficiency required to fulfil their duties as Independent Directors. The Independent Directors have also confirmed that they have registered themselves with Independent Directors database of The Indian Institute of Corporate Affairs (IICA) and have passed the online self-proficiency test as applicable.

## COMPANY'S POLICY RELATING TO DIRECTORS' APPOINTMENT, PAYMENT OF REMUNERATION AND OTHER MATTERS PROVIDED UNDER SECTION 178(3) OF THE COMPANIES ACT, 2013

The Board of Directors has established comprehensive criteria for the appointment of Directors, Key Managerial Personnel, Senior Management and their remuneration. These criteria encompass qualifications, positive attributes and the independence of Directors, as mandated under sub-Section (3) of Section 178 of the Companies Act, 2013. This policy not only aims to attract and retain top talent but also ensures that remuneration practices are aligned with the Company's objectives and shareholder interests.

The salient features of the said policy covering the policy on appointments and remuneration and other matters have been provided in the Corporate Governance Report. The Policy is available on the Company's website at *https://www.lgb.co.in/wp-content/uploads/2025/02/Nomination-Remuneration-Policy.pdf*

## PARTICULARS OF LOANS, GUARANTEES OR INVESTMENTS MADE UNDER SECTION186 OF THE COMPANIES ACT, 2013

During the year under review, the Company has made investments in M/s. LGB USA Inc, an overseas subsidiary by way of subscription in the Equity Shares of the said subsidiary in compliance with Section 186 of the Companies Act, 2013. Other than the above, the Company has not given any loan, guarantee or security to any person covered under Section 186 of the Companies Act, 2013 during the year under review. The details of investments / loans made pursuant to the provisions of Section 186 of the Companies Act, 2013 have been disclosed in the notes to the financial statements.

## PARTICULARS OF CONTRACTS OR ARRANGEMENTS MADE WITH RELATED PARTIES

All transactions entered into with the Related Parties during the Financial Year 2025-26 were on an arm's length basis and in the ordinary course of business and in line with the threshold of materiality defined in the Related Party Transaction Policy of the Company & are in accordance with the provisions of the Companies Act, 2013, Rules issued thereunder & Regulation 23 of (SEBI Listing Obligations and Disclosure Requirements) Regulations, 2015. Further, during the year under review, there were no materially significant related party transactions which may have a potential conflict with the interest of the Company at large.

Accordingly, the disclosure required under Section 134(3)(h) of the Companies Act, 2013 read with Rule 8(2) of the Companies (Accounts) Rules, 2014 in **Form AOC-2** is not applicable to the Company. However, the details of all transactions with related parties have been disclosed in Notes to the Financial Statements forming an integral part of this Report.

All Related Party Transactions are placed before the Audit Committee for review and approval. Prior omnibus approval of the Audit Committee is obtained for the transactions which are of a foreseen and repetitive nature. The transactions entered into pursuant to the omnibus approval so granted, along with a statement giving details of all related party transactions, are placed before the Audit Committee for its review on quarterly basis.

In accordance with the requirements of the Listing Regulations, Company's Policy on dealing with Related Party Transactions is uploaded on the Company website and may be accessed at the link *https://www.lgb.co.in/wp-content/uploads/2026/03/Policy-on-Materiality-of-Related-Party-Transaction-and-Dealing-with-Related-Party-Transaction.pdf*

## MATERIAL CHANGES AND COMMITMENTS, IF ANY, AFFECTING THE FINANCIAL POSITION OF THE COMPANY WHICH HAVE OCCURRED BETWEEN THE END OF THE FINANCIAL YEAR OF THE COMPANY TO WHICH THE FINANCIAL STATEMENTS RELATE AND THE DATE OF THE REPORT

There have been no material changes and commitments affecting the financial position of the Company since the end of the financial year till the date of this report.

## CONSERVATION OF ENERGY, TECHNOLOGY ABSORPTION AND FOREIGN EXCHANGE EARNINGS AND OUTGO

The information pertaining to conservation of energy, technology absorption, foreign exchange earnings and outgo as required under Section 134 (3) (m) of the Act read with Rule 8 (3) of the Companies (Accounts) Rules, 2014 is furnished in **"ANNEXURE - A"** to this report.

## STATEMENT ON RISK MANAGEMENT

The Board has formulated and implemented Risk Management Policy for the Company which identifies various elements of risks which in its opinion may threaten the existence of the Company and measures to contain and mitigate risks. The Company has adequate internal control systems and procedures to combat the risk. The Risk Management procedures are reviewed by the Audit committee and the Board on periodical basis. Further the Board has also constituted a Risk Management committee in accordance with the provisions of Regulation 21 of SEBI (Listing Obligations and Disclosure Requirements) Regulations, 2015, the details of which are provided in the Corporate Governance report which forms part of this Integrated Annual Report.

The Company has adopted a Risk Management Policy in accordance with the provisions of the Act and Regulation 21 of the Listing Regulations and the same is also made available on the Company website of the Company at: *https://www.lgb.co.in/wp-content/uploads/2021/08/risk-management-policy.pdf.*

## CORPORATE SOCIAL RESPONSIBILITY (CSR) ACTIVITIES

The Company has constituted a Corporate Social Responsibility (CSR) Committee and has adopted a policy on Corporate Social Responsibility activities in line with Section 135 of the Companies Act, 2013 read with Schedule VII thereto which focuses on Education, Healthcare, Women Empowerment, Eradicating extreme hunger and poverty etc.

The CSR Policy is available on the Company's website at *https://www.lgb.co.in/wp-content/uploads/2023/08/Corporate-Social-Responsibility-Policy.pdf.* For other details regarding the composition and meetings of the CSR Committee, please refer to the Corporate Governance Report, which is an integral part of this report.

The Report on Corporate Social Responsibility (CSR) including the constitution of the Corporate Social Responsibility Committee and activities undertaken during the Financial Year 2025-26 as per Rule 8 of the Companies (CSR Policy) Amendment Rules, 2014 is enclosed as **"Annexure B"** to this Report.

## ANNUAL EVALUATION OF BOARD AND PERFORMANCE OF ITS COMMITTEES AND INDIVIDUAL DIRECTORS

Pursuant to the applicable provisions of the Act and the Listing Regulations, the Board has carried out an annual evaluation of its own performance, performance of the Directors as well as the evaluation of the working of its Committees during the year under review. The Nomination and Remuneration Committee of the Company ('NRC') has formulated the evaluation criteria, procedure for the Performance Evaluation process for the Board, its Committees and Directors.

The performance of the Board and its functioning were evaluated based on various criteria including expertise and experience of the Board, industry knowledge, diversity, Board Meeting procedure, Board Development, succession planning etc.

All committees of the Board were evaluated based on various criteria including their function and duties, periodical reporting to the Board along with their suggestions and recommendations and procedure of the Meetings etc. In a separate meeting of Independent Directors held on March 07, 2026, performance of Non-Independent Directors, the Board as a whole and the Chairman of the Company was evaluated by the Independent Directors. The evaluation of Chairperson was done based on criteria which among others included managing relationship with shareholders and employees, board, management and leadership qualities.

The performance of all Executive Directors as well as Independent Directors has been evaluated by entire Board based on the criteria which includes participation at Board/ Committee Meetings, managing relationships with other fellow members and senior management, personal attributes like ethics and integrity etc.

The Board and NRC reviewed the performance of the Board, its Committees and of the Directors. The same was discussed in the Board Meeting and the feedback received from the Directors on the performance of the Board and its Committees was also discussed. The Directors expressed their satisfaction with the evaluation process. The report on Corporate Governance forming part of this Annual Report covers details of the evaluation process and other requisite information.

## DIRECTORS AND KEY MANAGERIAL PERSONNEL

## RETIREMENT BY ROTATION

In accordance with the provisions of Section 152 of the Companies Act, 2013 and in terms of Articles of Association of the Company, Sri.B.Vijayakumar (DIN: 00015583) and Smt.Rajsri Vijayakumar (DIN: 00018244) will retire at the ensuing Annual General Meeting (AGM) and being eligible, offer themselves for reappointment. Your Directors recommends their re-appointment. A brief profile of Sri.B.Vijayakumar and Smt.Rajsri Vijayakumar forms part of the notice convening the AGM of the Company.

## RE-APPOINTMENT OF INDEPENDENT DIRECTOR

Based on the recommendation of the Nomination and Remuneration Committee and the Board of Directors, Dr.Vinay Balaji Naidu (DIN: 09232643) was re-appointed as an Independent Director of the Company for a second tenure of five (5) consecutive years from August 04, 2026 to August 03, 2031 in pursuance of the special resolution passed by the shareholders through postal ballot on March 20, 2026 and has complied with the provisions of the Act.

## CONTINUATION OF NON-EXECUTIVE DIRECTOR

Sri.S.Sivakumar (DIN: 00016040) has been associated with the Company as a Non-Executive Non-Independent Director since 29th June 1996 and he will attain the age of 75 (seventy five) years on 30th November, 2026. Accordingly, the Nomination and Remuneration Committee and the Board of Directors, at their respective meetings held on 30th April 2026 and 02nd May 2026, has recommended the continuation of Sri.S.Sivakumar (DIN: 00016040) as a Non-Executive Non-Independent Director of the Company beyond the age of 75 years, liable to retire by rotation, after taking into account the performance evaluation and Sri.S.Sivakumar's knowledge, expertise, vast experience and his contribution to the growth of the Company during his tenure, for the approval of the members. Necessary special resolution has been included in the Notice of the ensuing AGM for obtaining the approval of the members in terms of Regulation 17(1A) of the SEBI (Listing Obligation and Disclosure Requirements) Regulations, 2015 .Your Directors recommend his continuation as Non-Executive Non-Independent Director. A brief profile of Sri.S.Sivakumar forms part of the notice convening the AGM of the Company.

Other than the above, there is no change in the composition of the Board of Directors and Key Managerial Personnel of the Company.

The following are the Key Managerial Personnel of the Company as on March 31, 2026 and as on the date of this Report:

- Sri.B.Vijayakumar (DIN: 00015583), Executive Chairman
- Sri.P.Prabakaran (DIN:01709564), Managing Director
- Sri.Rajiv Parthasarathy (DIN: 02495329), Executive Director
- Sri.N.Rengaraj, Chief Financial Officer
- Sri.M.Lakshmikanth Joshi, Senior General Manager (Legal) and Company Secretary & Compliance Officer

## SUBSIDIARY COMPANIES, JOINT VENTURES AND ASSOCIATE COMPANIES

As of March 31, 2026, the Company has five subsidiaries, out of which one wholly owned subsidiary Company M/s. LGB Steel Private Limited (formerly known as RSAL Steel Private Limited) registered in India and remaining four, namely LGB USA INC, (Direct Overseas Subsidiary), LGB Mexico (Step down overseas subsidiary), GFM Acquisition LLC (Step down overseas subsidiary) and GFM LLC (Step down overseas subsidiary) registered outside India.

The Company has laid down policy on material subsidiary and the same is placed on the website *https://www.lgb.co.in/wp-content/uploads/2025/04/POLICY-FOR-DETERMINING-MATERIAL-SUBSIDIARIES.pdf*

None of the subsidiaries are material subsidiary for the financial year ended 31st March 2026 as per the provisions of SEBI (Listing Obligations and Disclosure Requirements) Regulations, 2015.

None of the subsidiary(ies) of the Company has ceased to exist during the year under review. Further, the Company does not have any Joint Ventures or Associate Companies during the reporting period.

## ANNUAL ACCOUNTS OF SUBSIDIARIES

The consolidated financial statements of the Company and its subsidiaries prepared in accordance with the applicable accounting standards have been annexed to the Annual Report. Further, the Company shall provide a copy of the annual accounts of Subsidiary companies to the shareholders upon their request. In accordance to the provisions of Section 136(1) of the Act, the annual accounts of the subsidiary Companies have been placed on the website of the Company at *https://www.lgb.co.in/investor-relations/annual-reports/*

In accordance with Section 129(3) of the Act read with rules made thereunder, a statement containing salient features of the financial position of Subsidiaries is given in **Form AOC-1** attached as an **"ANNEXURE C"** forming integral part of this Report. As required under Section 134 of the Act, the said form also highlights the performance of the subsidiaries.

## DEPOSITS

Pursuant to the provisions of Section 73 to 76 of the Companies Act, 2013 read with its relevant Rules governing deposits, the Company has obtained the approval of its members by way of passing a Special Resolution at the Annual General Meeting held on 10.09.2015 for inviting/ accepting/ renewing deposits from Members and public within the limits prescribed under the Companies Act, 2013 and the rules framed there under.

As of March 31 2026, the deposits accepted by the Company from public and shareholders aggregated to ₹ 3,680.50 Lakhs, which are within the limits prescribed under the Companies Act, 2013 and the rules framed there under.

Further, in accordance with the provisions of the Companies Act, 2013 read with relevant Rules made thereunder, your Company has obtained a credit rating "ICRA-AA"(stable) for its fixed deposit from ICRA Limited ("Credit Rating Agency").

The details relating to deposits covered under Chapter V of the 2013 Act are given here under:

| | ₹ in lakhs |
|---|---|
| Amount of deposits as on 01.04.2025 | 1,436.32 |
| Deposits accepted during the year | 3,680.50 |
| Deposits repaid during the year | 2,081.70 |
| Amount of deposits as on 31.03.2026 | 3,035.12 |
| Deposits remaining unpaid or unclaimed as at the end of the year | - |
| Whether there has been any default in repayment of deposits or payment of interest thereon during the year and if so, number of such cases and the total amount involved | - |
| a. At the beginning of the year | - |
| b.Maximum during the year | - |
| c.At the end of the year | - |

The details of deposits which are not in compliance with the requirements of Chapter V of the Act Nil

In accordance with Rule 16A of the Companies (Acceptance of Deposits) Rules, 2014, the monies received from the Directors, if any, have been disclosed under relevant notes to the Financial Statements.

## DETAILS OF SIGNIFICANT AND MATERIAL ORDERS PASSED BY THE REGULATORS OR COURTS OR TRIBUNALS IMPACTING THE GOING CONCERN STATUS AND COMPANY'S OPERATIONS IN FUTURE

No significant or material orders were passed, during the period under review, by the regulators or courts or tribunals impacting the going concern status and Company's operations in future.

## INTERNAL CONTROL SYSTEMS AND THEIR ADEQUACY

Adequate internal control systems commensurate with the nature of the Company's business, size and complexity of its operations are in place and have been operating effectively.

The Directors have laid down policies and procedures which are adopted by the Company for ensuring the orderly and efficient conduct of its business, including adherence to Company's policies, the safeguarding of its assets, the prevention and detection of frauds and errors, the accuracy and completeness of the accounting records, and the timely preparation of reliable financial information.

Apart from this the Company has also engaged a fullfledged professional Internal Audit firm to test and check the Internal Controls of all systems and suggest corrective and remedial measures.

The Audit Committee deliberated with the members of the Management, considered the systems as laid down and met the internal audit team and statutory auditors to ascertain their views on the internal financial control systems. The Audit Committee satisfied itself as to the adequacy and effectiveness of the internal financial control systems as laid down and kept the Board of Directors informed. However, the Company recognises that no matter how the internal control framework is, it has inherent limitations and accordingly, periodic audits and reviews ensure that such systems are updated on regular intervals.

Statutory Auditors Report on Internal Financial Controls as required under Clause (i) of Sub-Section 3 of Section 143 of the Companies Act, 2013 ("the Act") is annexed with the Independent Auditors' Report.

## AUDITORS AND AUDITORS' REPORT

## STATUTORY AUDITORS

The shareholders at the 66th Annual General Meeting held on 25th August, 2022, had approved the re-appointment of M/s.Suri & Co, Chartered Accountants (Firm Registration No. 004283S), for a second term of 5 (five) years to hold office till the conclusion of 71st Annual General Meeting of the Company. Accordingly, no resolution for appointment of statutory auditors is included in the Notice convening the 70th Annual General Meeting.

M/s.Suri & Co, Chartered Accountants have confirmed their eligibility and given their consent under Sections 139 and 141 of the Act and the Companies (Audit and Auditors) Rules, 2014 for their continuance as the Statutory Auditors of the Company for the Financial Year 2026-2027. In terms of the SEBI Listing Regulations, the Auditors have also confirmed that they subject themselves to the peer review process of the Institute of Chartered Accountants of India (ICAI) and hold a valid certificate issued by the Peer Review Board of the ICAI.

There is no qualification, reservation, adverse remark or disclaimer given by the statutory auditor in their report.

## INSTANCES OF FRAUD, IF ANY, REPORTED BY THE AUDITORS

During the year under review, there have been no instances of fraud reported by the Auditors under Section 143(12) of the Companies Act, 2013 and rules framed thereunder.

## COST AUDITORS AND MAINTENANCE OF COST RECORDS

Pursuant to the provisions of Section 148 of the Act and rules made thereunder, the Board of Directors, on recommendation of the Audit Committee, has re-appointed Dr.G.L.Sankaran, Cost Accountants, Coimbatore (Membership No. 4482) as Cost Auditor of the Company for financial year 2026-27 at a remuneration as mentioned in the Notice of the 70th Annual General Meeting and the same is recommended for the consideration and ratification by the Members.

The Cost Auditor have confirmed that they are not disqualified from being appointed as the Cost Auditor of the Company and satisfy the prescribed eligibility criteria. As per requirements of Section 148 of the Act read with the Companies (Cost Records and Audit) Rules, 2014, the Company is required to maintain cost records and accordingly, such accounts and records have been maintained in respect of the applicable products.

The Cost Audit Report for financial year 2025-26 will be filed with the Registrar of Companies within 30 days of receipt or within 180 days from the end of financial year, whichever is earlier.

## SECRETARIAL AUDITORS

Pursuant to Regulation 24A of SEBI (Listing Obligations and Disclosure Requirements) Regulations, 2015 and the provisions of Section 204 of the Companies Act, 2013 read with the Companies (Appointment and Remuneration of Managerial Personnel) Rules, 2014, the appointment of M/s. MDS & Associates LLP (ICSI Peer Review No.6468/2025), Company Secretaries, Coimbatore, as the Secretarial Auditors of the Company for a period of five consecutive financial years commencing from financial year 2025–26 till financial year 2029–30 in accordance with the approval of the members at the 69th Annual General Meeting held on 21st, August 2025. Accordingly, the Secretarial Audit Report for the financial year ended March 31, 2026 is annexed herewith as **'Annexure - D'** to this Report. The Secretarial Audit Report does not contain any qualification, reservation or adverse remark.

Further, the Secretarial Auditors have also confirmed that they have subjected themselves to the peer review process of the Institute of Company Secretaries of India (ICSI) and hold a valid certificate issued by the Peer Review Board of the ICSI.

## DISCLOSURE UNDER THE SEXUAL HARASSMENT OF WOMEN AT WORKPLACE (PREVENTION, PROHIBITION & REDRESSAL) ACT, 2013

The Company has complied with the provisions of the Sexual Harassment of Women at Workplace (Prevention, Prohibition and Redressal) Act, 2013 and has in place a Policy on Prevention of Sexual Harassment at the Workplace in line with the provisions of the said Act and an Internal Complaints Committee has also been set up to redress complaints received regarding Sexual Harassment.

Further, below are the status of the complaints during the year under review:

a. number of complaints received in the year 2025-2026 - NIL
b. number of complaints disposed off during the year - NIL
c. number of complaints pending for more than ninety days - NIL
d. number of cases pending for more than ninety days - NIL

## DISCLOSURE UNDER MATERNITY BENEFITS ACT, 1961

The Company has complied with the provisions of the Maternity Benefits Act, 1961 to the extent applicable, during the year under review.

## DETAILS OF APPLICATION MADE OR ANY PROCEEDING PENDING UNDER THE INSOLVENCY AND BANKRUPTCY CODE, 2016 DURING THE YEAR

The Company has not made any application or any proceeding pending under the Insolvency and Bankruptcy Code, 2016 ("IBC Code") during the Financial Year and does not have any proceedings related to IBC Code.



## DETAILS OF DIFFERENCE BETWEEN THE AMOUNT OF THE VALUATION DONE AT THE TIME OF ONE TIME SETTLEMENT AND THE VALUATION DONE WHILE TAKING LOAN FROM THE BANKS OR FINANCIAL INSTITUTIONS ALONG WITH THE REASONS THEREOF

During FY 2025-26, the Company has not made any one-time settlement with the banks or financial institutions and hence, the same is not applicable to the Company.

## INCIDENT REPORT

A cyber security incident occurred in September 2025 wherein the Company's IT infrastructure was targeted by a ransomware attack. Despite the attack, the core systems and operations of the Company remained unaffected. This resilience can be attributed to the Company's robust IT infrastructure, which includes comprehensive security measures, regular system backups, and proactive threat detection protocols. These precautions ensured that the impact of the attack was contained, allowing the Company to continue its operations without interruption. The Company has taken adequate measures to prevent such incidents in future by deploying advanced technology of end point security. The incident has neither had any material financial impact on the Company at present, nor is expected to have any material financial impact in the future.

## PARTICULARS OF THE EMPLOYEES

The information pertaining to the remuneration and other details as required under Section 197(12) of the Companies Act, 2013, read with Rule 5(1) of the Companies (Appointment and Remuneration of Managerial Personnel) Rules, 2014 are provided in **ANNEXURE-E** which forms part of this Report.

Further, a statement showing the names and other particulars of top ten employees in terms of remuneration drawn and of employees drawing remuneration in excess of the limits required under Section 197(12) of the Act read with Rule 5(2) and Rule 5(3) of the Companies (Appointment and Remuneration of Managerial Personnel) Rules, 2014 is annexed as **ANNEXURE-F** and forms part of this Report. There were no employees who are in receipt of remuneration in excess of the limits under Rule 5(2)(ii) and (iii) of the Companies (Appointment and Remuneration of Managerial Personnel) Rules, 2014.

## MANAGEMENT DISCUSSION & ANALYSIS

As per the requirement of Regulation 34(2) (e) and Schedule V of the SEBI (Listing Obligations and Disclosure Requirements) Regulations, 2015, a detailed Management Discussion and Analysis Report is annexed as **ANNEXURE - G** and forms part of this Annual Report.

## REPORT ON CORPORATE GOVERNANCE

The Corporate Governance Report of the Company for the year under review, is attached as **ANNEXURE-H** forming an integral part of this report.

The requisite Certificate from Mr. M. D. Selvaraj (FCS: 960 / COP: 411), Managing Partner of M/s. MDS & Associates LLP (ICSI Peer Review No.6468/2025), Company Secretaries, Coimbatore regarding the compliance with the conditions of the Corporate Governance as stipulated under the Securities and Exchange Board of India (Listing Obligations and Disclosure Requirements) Regulations, 2015 (hereinafter referred to as "SEBI Listing Regulations"), is annexed to the Corporate Governance Report and forms an integral part of this Report.

## AUDIT COMMITTEE

The terms of reference of the Audit Committee are in accordance with the provisions of Section 177 of the Companies Act, 2013 and Regulation 18 of SEBI (Listing Obligations & Disclosure Requirements) Regulations, 2015. The Composition of the Audit Committee is mentioned in the Corporate Governance Report which forms part of this Annual Report. The Board has accepted the Audit Committee's recommendations during the year wherever required and hence no disclosure is required under Section 177(8) of the Act with respect to rejection of any recommendations of Audit Committee by Board.

## VIGIL MECHANISM / WHISTLE BLOWER POLICY

The Company's Whistle Blower Policy is in line with the provisions of the sub-section (9) and (10) of Section 177 of the Act and Regulation 22 of the Listing Regulations. The Company has a vigil mechanism which has been incorporated in this Policy for Directors and Employees to report to the management genuine concerns about unethical behaviour or actual or suspected fraud or violation of the Company's Code of Conduct or ethics policy. Further, no employee has been denied access to the Audit Committee. The policy is available on the website of the Company at *https://www.lgb.co.in/wp-content/uploads/2021/08/whistle-blower-policy.pdf* .

## LISTING OF EQUITY SHARES

The Company's Equity Shares continue to be listed on National Stock Exchange of India Limited and BSE Limited ("Stock Exchanges") and the details of listing have been given in the Corporate Governance Report forming part of this Directors' Report. We confirm that the Listing fee for the Financial Year 2026-2027 has been paid to the Stock Exchanges within the stipulated time.

## BUSINESS RESPONSIBILITY AND SUSTAINABILITY REPORT

The Company has been conducting business in a sustainable manner and to create maximum value for all its stakeholders. Business Responsibility and Sustainability Report for Financial Year ended 31st March 2026 in accordance with Regulation 34(2)(f) of the SEBI (Listing Obligations and Disclosure Requirements) Regulations, 2015, annexed as **ANNEXURE I** and forms an integral part of this Annual Report.

## HUMAN RESOURCE & INDUSTRIAL RELATIONS

At LGB, we believe that our employees are our greatest asset. We are dedicated to hiring and retaining top talent by fostering a collaborative and transparent culture that rewards merit and high performance. Our HR strategy centre's on skill development, career growth, and guiding employees along their career paths. Your Company would like to place its appreciation for all the hard work, dedication and efforts shown by all the employees throughout the year.

## INSURANCE

The Company's plants, properties, equipment's and stocks are adequately insured against all major risks. The Company has insurance cover for product liability. The Company has also taken Directors' and Officers' Liability Policy to provide coverage against the liabilities arising on them.

## ACKNOWLEDGEMENT

Your directors would like to place on record their sincere thanks and appreciation for the sustained support and co-operation extended by its members, bankers, business associates, consultants, and various Government Authorities during the year under review. Your directors would also like to place on record its sincere appreciation for the efforts put in by the employees whose efforts, hard work and dedication has enabled the Company to achieve all recognitions during the year.

**For and on behalf of the Board of Directors**

**B. VIJAYAKUMAR**
Executive Chairman
DIN: 00015583

**P.PRABAKARAN**
Managing Director
DIN:01709564

Place : Coimbatore
Date : 02.05.2026



PICK & PLACE ROBOT
@ PILLAIAPPAMPALAYAM



SURFACE ROUGHNESS TESTING
@ PILLAIAPPAMPALAYAM



# PONGALUR PLANT

## ANNEXURE A

### Conservation of Energy, Technology Absorption, Foreign Exchange Earnings and Outgo

The information on Conservation of Energy, Technology Absorption and Foreign Exchange Earnings and Outgo stipulated under Section 134(3)(m) of the Companies Act, 2013 read with Rule 8 of the Companies (Accounts) Rules, 2014 are under:

### A. CONSERVATION OF ENERGY

**Steps taken or impact on conservation of energy & Steps taken by the Company for utilizing alternate source of energy:**

**Conservation of Electrical Power:**

The Company continues to focus on continual improvement for optimum utilization of resources, minimise consumption of energy, water and natural resources. Constant efforts are made through regular/ preventive maintenance and upkeep of existing electrical equipment to minimize breakdowns and loss of energy. All the manufacturing units of the Company are continuing their efforts to reduce energy consumption.

The total renewable power consumption aggregates to 217 lakh units during the financial year 2025-2026 (129.51 lakhs units during the financial year 2024-2025) which represents 18% of total power consumption. The use of renewable power sources has resulted in reduction of emission of Green House Gases equivalent to 15,971.20 MT $CO_2$. (Considered 0.736 KG $CO_2$ Emissions per KWHr unit as per Central Electricity Authority Rule-Revised).

The Company is taking every possible step to conserve the energy wherever possible by streamlining the production process.

1. The Company have installed windmill of 7.12 MW generating capacity which has generated 94.12 Lakh KWH (units)/annum during last financial year FY 2025-26.
2. The Company has also installed and commissioned 15.25 MWp DC Capacity Rooftop /Ground Mounted Solar Plant's which has generated 122.82 Lakh KWH (units)/annum FY 2025-26.
3. The Company is in the process of developing its own Roof Top solar power projects with 2.6 MWp DC Capacity and Group Captive Power 12.5 MWp DC capacity during current FY 2025-26 and will be commissioned FY 2026-27.
4. All CFL bulbs have been replaced with LED bulbs, reducing energy consumption and improving illumination efficiency.
5. Utilization of Natural Sunlight - Transparent sheets have been placed on roofs to allow direct sunlight, minimizing the need for artificial lighting during daylight hours.
6. Continuous investment in advanced energy-efficient equipment, replacing outdated technologies to improve overall efficiency
7. Continuously monitoring and maintaining Power factor to reduce distribution losses.
8. Training engagement program for workers on continues basis on effective use of sources.
9. Administrative control to maintain uses of power consumptions in shop floors and offices more effectively and on need basis.
10. Focused on recycling of water resulting in the reduction of water treatment
11. The Company adhered to a regular, well-planned schedule of maintenance in order to ensure the effective operation of all plant machines.
12. The company has selected energy efficient transformer and other energy efficient latest electrical equipment for new projects.
13. The Company utilizing STP & ETP Treated water to gardening purpose to save Ground water.
14. Enhanced equipment life, reduced downtime, and improved reliability.
15. Reduction in transformer loss by switching off one transformer and sharing the load to another transformer during Sunday/Holidays.
16. Power consumption of air compressors has been reduced by eliminating air leakages in pipelines and setting the required air pressure.
17. VFD system installed in higher capacity motors to conserve energy.
18. Thyristor controls installed in furnace heaters to maintaining the desired temperature.
19. Thermography study conducting in electrical system and eliminating over heating of electrical equipment's.
20. Improved overall performance and sustainability of electrical systems.
21. Inverter type 3 Star/5 Star Split AC using in office area.
22. Latest energy efficient EFF clause -2 motors using in our machineries.
23. Installed Heli fans in shop floor roof area and eliminated huge number of wall mount/stand mount type industrial man coolers thereby resulting in achieving energy saving.
24. All wash basin water taps were converted into sensor type to reduce water consumption.
25. Dripping system in some areas for gardening.
26. Installation of APFC (Automatic Power Factor Controllers) to improve/stabilise power factor.
27. Time switches installed at various places for automatic control of streetlights.

**Capital Investment on energy conservation equipments:**

During the year under review, total capital invested in energy conservation equipments is ₹ 25.80 lakhs at various plants.

### B. TECHNOLOGY ABSORPTION-

**1. EFFORTS MADE TOWARDS TECHNOLOGY ABSORPTION:**

The Company has continuosly developed and evolved technology in its process, manufacturing and market application.

**2. BENEFITS DERIVED LIKE PRODUCT IMPROVEMENT, COST REDUCTION, PRODUCT DEVELOPMENT OR IMPORT SUBSTITUTION**

Improved our manufacturing efficiency.

**3. IN CASE OF IMPORTED TECHNOLOGY (IMPORTED DURING THE LAST THREE YEARS RECKONED FROM THE BEGINNING OF THE FINANCIAL YEAR) -**

a. The details of technology imported - Nil

b. The year of import - Nil

c. Whether the technology been fully absorbed - Nil

d. If not fully absorbed, areas where absorption has not taken place, and the reasons thereof - Nil

### 4. EXPENDITURE INCURRED ON RESEARCH AND DEVELOPMENT

The Company has incurred a total expenditure of ₹ 1,033.72 Lakhs (includes Capital and Recurring Expenses) towards Research and Development.

### C. FOREIGN EXCHANGE EARNINGS AND OUTGO

| | 2025-26 | 2024-25 |
|---|---|---|
| Foreign Exchange earned : | ₹ 32,117.03 Lakhs | ₹ 28,285.69 Lakhs |
| Foreign Exchange used : | ₹ 14,775.87 Lakhs | ₹ 8,999.61 Lakhs |

**For and on behalf of the Board of Directors**

Place : Coimbatore
Date : 02.05.2026

**B. VIJAYAKUMAR**
Executive Chairman
DIN: 00015583

**P.PRABAKARAN**
Managing Director
DIN:01709564






CORPORATE INFORMATION | TABLE OF CONTENTS | AGM NOTICE | DIRECTOR'S REPORT | MANAGEMENT DISCUSSION AND ANALYSIS REPORT | CORPORATE GOVERNANCE REPORT | BUSINESS RESPONSIBILITY REPORT | STANDALONE AUDIT REPORT | STANDALONE FINANCIAL STATEMENT | CONSOLIDATED AUDIT REPORT | CONSOLIDATED FINANCIAL STATEMENT

ANNEXURE B

## ANNUAL REPORT ON CORPORATE SOCIAL RESPONSIBILITY (CSR) ACTIVITIES

(as per annexure attached to the Companies (Corporate Social Responsibility Policy) Rules, 2014)

### 1. BRIEF OUTLINE ON CSR POLICY OF THE COMPANY:

LGB strongly believes that development of the society is a key to sustained growth and development of the corporate community. Being a responsible corporate citizen, the Company is committed to performing its role towards the society at large. In alignment with its vision, the Company always works towards adding value to its stakeholders by going beyond business goals and contributing to the well-being of the community. LGB's Corporate Social Responsibility initiative aims to broaden the vision of being accountable to the community and the environment.

Our Company's Corporate Social Responsibility (CSR) Policy which encompasses the Company's philosophy for delineating its responsibility as a Corporate Citizen and lays down the guidelines and mechanism for undertaking socially useful programs for welfare & sustainable development of the community at large. The Company's CSR programs are aimed to contribute to the social development predominantly in areas where it operates.

Enhancing livehood through skill development

- promoting education and sports,
- improving healthcare and sanitation,
- ensuring environmental sustainability,
- promoting gender equality,
- empowering marginalized groups.

### 2. COMPOSITION OF CSR COMMITTEE:

| Sl. No. | Name of Director | Designation/Nature of Directorship | Number of meetings of CSR Committee held during the year | Number of meetings of CSR Committee attended during the year |
|---|---|---|---|---|
| 1. | Mr. B. Vijayakumar | Chairman | 5 | 5 |
| 2. | Mrs. Rajsri Vijayakumar | Member | 5 | 5 |
| 3. | Mr. P. Prabakaran | Member | 5 | 5 |
| 4. | Mr. G. D. Rajkumar | Member | 5 | 5 |

### 3. PROVIDE THE WEBLINK(S) WHERE COMPOSITION OF CSR COMMITTEE, CSR POLICY AND CSR PROJECTS APPROVED BY THE BOARD ARE DISCLOSED ON THE WEBSITE OF THE COMPANY:

| | |
|---|---|
| ***CSR Committee:*** | *https://www.lgb.co.in/wp-content/uploads/2024/12/Various-Committees-of-Board-of-Directors.pdf* |
| ***CSR Policy:*** | *https://www.lgb.co.in/wp-content/uploads/2023/08/Corporate-Social-Responsibility-Policy.pdf* |
| ***CSR Projects:*** | *https://www.lgb.co.in/wp-content/uploads/2026/07/CSR-Projects-Approved-by-the-Board-for-the-Financial-Year-2025-26.pdf* |

### 4. PROVIDE THE EXECUTIVE SUMMARY ALONG WITH WEB-LINK(S) OF IMPACT ASSESSMENT OF CSR PROJECTS CARRIED OUT IN PURSUANCE OF SUB-RULE (3) OF RULE 8, IF APPLICABLE.

Impact Assessment of CSR Projects is not applicable.



### 5.

(a) Average net profit of the Company as per Section 135 (5) : ₹ 35,965.04 Lakhs

(b) Two percent of average net profit of the Company as per section 135(5) : ₹ 719.30 Lakhs

(c) Surplus arising out of the CSR projects or programmes or activities of the previous financial years. : Nil

(d) Amount required to be set off for the financial year, if any : Nil

(e) Total CSR obligation for the financial year [(b)+(c)-(d)] : ₹ 719.30 Lakhs

### 6.

(a) Amount spent on CSR Projects

(i) Ongoing Project : ₹ 82.87 Lakhs

(ii) Other than Ongoing Project : ₹ 160.92 Lakhs

(b) Amount spent in Administrative Overheads : Nil

(c) Amount spent on Impact Assessment, if applicable : Nil

(d) Total amount spent for the Financial Year [(a)+(b)+(c)] : ₹ 243.79 Lakhs

### (e) CSR amount spent or unspent for the Financial Year:

| Total Amount Spent for the Financial Year (in Lakhs) | Amount Unspent (in Lakhs) | | | | |
|---|---|---|---|---|---|
| | Total Amount transferred to Unspent CSR Account as per section 135(6) | | Amount transferred to any fund specified under Schedule VII as per second proviso to section 135(5). | | |
| | Amount | Date of transfer | Name of the Fund | Amount | Date of transfer |
| ₹ 243.79 | ₹ 475.51 | 25-04-2026 | Nil | Nil | Nil |

### (f) Excess amount for set off, if any

| S. No. | Particular | Amount (in Lakhs) |
|---|---|---|
| (i) | Two percent of average net profit of the company as per section 135(5) | ₹ 719.30 |
| (ii) | Total amount spent for the Financial Year | ₹ 243.79 |
| (iii) | Excess amount spent for the financial year ((ii)-(i)) | Nil |
| (iv) | Surplus arising out of the CSR projects or programmes or activities of the previous financial years, if any | Nil |
| (v) | Amount available for set off in succeeding financial years ((iii)-(iv)) | Nil |

**7. Details of Unspent CSR amount for the preceding three financial years:**

| S. No | Preceding Financial Year(s) | Amount transferred to Unspent CSR Account under section 135 (6) | Balance amount in unspent CSR amount under section 135(6) | Amount spent in the Financial Year | Amount transferred to a fund as specified under Schedule VII as per section 135(5), if any | | Amount remaining to be spent in succeeding financial years | Deficiency, if any |
|---|---|---|---|---|---|---|---|---|
| | | | | | Amount | Date of transfer | | |
| 1 | 2022-23 | ₹ 181.00 | - | - | - | - | - | - |
| 2 | 2023-24 | ₹ 375.00 | ₹ 348.52 | ₹ 277.43 | - | - | ₹ 71.09 | - |
| 3 | 2024-25 | ₹ 503.25 | ₹ 503.25 | ₹ 488.96 | - | - | ₹ 14.29 | - |
| | **TOTAL** | **₹ 1,059.25** | **₹ 851.77** | **₹ 766.39** | **-** | **-** | **₹ 85.38** | **-** |

**8. Whether any capital assets have been created or acquired through Corporate Social Responsibility amount spent in the Financial Year:**

No

If Yes, enter the number of Capital assets created / acquired: Not Applicable

Furnish the details relating to such asset(s) so created or acquired through Corporate Social Responsibility amount spent in the Financial Year:

| Sl. No | Short particulars of the property or asset(s) [including complete address and location of the property] | Pincode of the property or asset(s) | Date of creation | Amount of CSR amount spent | Details of entity/ Authority/ beneficiary of the registered owner | | |
|---|---|---|---|---|---|---|---|
| 1 | 2 | 3 | 4 | 5 | 6 | | |
| | | | | | CSR Registration Number, if applicable | Name | Registered address |
| NOT APPLICABLE | | | | | | | |

**9. Specify the reason(s), if the company has failed to spend two per cent of the average net profit as per section 135(5).**

Not Applicable.

Place : Coimbatore
Date : 02.05.2026

**B VIJAYAKUMAR**
Chairman of the CSR Committee
DIN: 00015583

**P.PRABAKARAN**
Managing Director
DIN:01709564





**FORM AOC-1**

**(Pursuant to first proviso to Sub-Section (3) of Section 129 read with Rule 5 of Companies (Accounts) Rules, 2014) statement containing salient features of the Financial Statement of Subsidiaries/Associate Companies/ Joint Ventures.)**

**Part "A" : Subsidiaries**

Figures in Lakhs

| Particulars | LGB USA Inc | | LGB Steel Private Limited |
|---|---|---|---|
| The date since when subsidiary was acquired | October 01, 2012 | | February 13, 2024 |
| Reporting Period for the Subsidiary concerned, if different from the holding company's reporting period | 01-01-2025 to 31-12-2025 | 01-01-2025 to 31-12-2025 | 01-04-2025 to 31-03-2026 |
| Reporting Currency and Exchange Rate as on the last date of the relevant financial year in the case of foreign subsidiaries | INR | USD | INR |
| Share Capital | 4,249.85 | 62.40 | 15.56 |
| Reserves & Surplus | 2,627.18 | 29.15 | 6,633.78 |
| Other Liabilities | 9,025.16 | 100.37 | 6,071.52 |
| Total Assets | 15,902.19 | 191.91 | 12,720.85 |
| Total Liabilities | 15,902.19 | 191.91 | 12,720.85 |
| Investment (Excluding Investment in subsidiaries | Nil | Nil | Nil |
| Turnover & Other Income | 12,824.91 | 147.13 | 20,727.94 |
| Profit / (Loss) before taxation | (19.86) | (1.33) | 1,205.39 |
| Provision for Tax (Including: Deferred Tax | - | - | - |
| Profit / (Loss) after taxation | (19.86) | (1.33) | 1,205.39 |
| Proposed Dividend | Nil | Nil | Nil |
| % of Shareholding | 96.64% | | 100.00% |

**Notes**

1. The figures of LGB USA Inc are as per their consolidated financial statements which also includes its subsidiaries namely GFM Acquisition LLC, USA, GFM LLC, USA and LGB Mexico.
2. Names of subsidiaries which are yet to commence operations: NIL
3. Names of subsidiaries which have been liquidated or sold during the year: NIL

**Part "B" : Associates and Joint Ventures**

The Company does not have Associates or Joint Ventures during the year 2025-26.

**For and on behalf of the Board of Directors**

**B. VIJAYAKUMAR**
Executive Chairman
DIN: 00015583
Place : Coimbatore
Date : 02.05.2026

**P.PRABAKARAN**
Managing Director
DIN:01709564

**N. RENGARAJ**
Chief Financial Officer

**M. LAKSHMI KANTH JOSHI**
Senior General Manager (Legal) and Company Secretary
ACS NO. A14273

**ANNEXURE - D**

## FORM NO. MR-3

## SECRETARIAL AUDIT REPORT

## FOR THE FINANCIAL YEAR ENDED 31ST MARCH, 2026

[Pursuant to Section 204(1) of the Companies Act, 2013 and Rule No.9 of the Companies (Appointment and Remuneration of Managerial Personnel) Rules, 2014 and pursuant to Regulation 24A of the SEBI (Listing Obligations and Disclosure Requirements) Regulations, 2015]

To

The Members,
**L G BALAKRISHNAN & BROS LIMITED,**
(CIN: L29191TZ1956PLC000257)
6/16/13 Krishnarayapuram Road
Ganapathy, Coimbatore -641006, Tamil Nadu, India

We have conducted the Secretarial Audit of the compliance of applicable statutory provisions and the adherence to good corporate practices by **M/s. L G BALAKRISHNAN & BROS LIMITED** (hereinafter called the Company). Secretarial Audit was conducted in a manner that provided us a reasonable basis for evaluating the corporate conducts/statutory compliances and expressing our opinion thereon.

Based on our verification of **M/s. L G BALAKRISHNAN & BROS LIMITED's** books, papers, minute books, forms and returns filed and other records maintained by the Company and also the information provided by the Company, its officers, agents and authorized representatives during the conduct of secretarial audit, We hereby report that in our opinion, the Company has, during the audit period covering the Financial Year ended **31st March, 2026**, complied with the statutory provisions listed hereunder and also that the Company has proper Board-processes and compliance mechanism in place to the extent, in the manner and subject to the reporting made hereinafter.

We have examined the books, papers, minute books, forms and returns filed and other records maintained by the Company for the Financial Year ended on 31st March 2026 according to the provisions of:

a) The Companies Act, 2013 (the Act) and the rules made thereunder;

b) The Securities Contracts (Regulation) Act, 1956 ('SCRA') and the rules made thereunder;

c) The Depositories Act, 1996 and the Regulations and bye-laws framed thereunder;

d) Foreign Exchange Management Act, 1999 and the rules and regulations made there under to the extent of Foreign Direct Investment and Overseas Direct Investment.

e) The following Regulations prescribed under the Securities and Exchange Board of India Act, 1992 ('SEBI Act'):-

   a. The Securities and Exchange Board of India (Listing Obligations and Disclosure Requirements) Regulations, 2015;

   b. The Securities and Exchange Board of India (Issue of Capital and Disclosure Requirements) Regulations, 2018 to the extent of the provisions relating to lock-in of equity shares allotted to the person(s) belonging to promoter/promoter group on preferential basis;

   c. The Securities and Exchange Board of India (Substantial Acquisition of Shares and Takeovers) Regulations, 2011;

   d. The Securities and Exchange Board of India (Prohibition of Insider Trading) Regulations, 2015;

   e. The Securities and Exchange Board of India (Registrars to an Issue and Share Transfer Agents) Regulations, 2025, regarding the Companies Act and dealing with client; and

   f. Securities and Exchange Board of India (Depositories and Participants) Regulations, 2018

We have also examined compliance with the applicable clauses of the following:

a. Secretarial Standards with respect to Board Meetings (SS-1) and General Meetings (SS-2) issued by The Institute of Company Secretaries of India (ICSI);

b. The Listing Agreement entered into by the Company with BSE Limited and the National Stock Exchange of India Limited;

During the year under review the Company has complied with the provisions of the Act, Rules, Regulations and Standards etc., mentioned above.

We further report that, during the year under review, there were no actions/ events in pursuance of the following Rules/Regulations requiring compliance thereof by the Company:

a. The Securities and Exchange Board of India (Share Based Employee Benefits and Sweat Equity) Regulations, 2021;

b. The Securities and Exchange Board of India (Delisting of Equity Shares) Regulations, 2021;

c. The Securities and Exchange Board of India (Buyback of Securities) Regulations, 2018; and

d. The Securities and Exchange Board of India (Issue and Listing of Non-convertible Securities) Regulations, 2021.

We further report that based on the information provided by the Company, its officers and authorized representatives, there are no laws specifically applicable to the Company.

We further report that having regard to the compliance system prevailing in the Company and on the review of quarterly compliance reports taken on record by the Board of Directors and on examination of the relevant documents and records in pursuance thereof, on test-check basis, the Company has complied with the labour and environmental laws as applicable.

We further report that the compliance by the Company of applicable financial laws, like direct and indirect tax laws, has not been reviewed in this Audit since the same has been subject to review by statutory financial auditor and other designated professionals.

**We further report that**

The Board of Directors of the Company is duly constituted with proper balance of Executive Directors, Non-Executive Directors, Independent Directors and Women Directors. There was no change in the composition of the Board of Directors during the period under review.

Adequate notice is given to all Directors to schedule the Board Meetings, agenda and detailed notes on agenda were sent at least seven days in advance, and a system exists for seeking and obtaining further information and clarifications on the agenda items before the meeting and for meaningful participation at the meeting.

All decisions at Board meetings and Committee meetings are carried out unanimously as recorded in the minutes of the meetings of the Board of Directors or Committee of the Board, as the case may be.

We further report that there are adequate systems and processes in the Company commensurate with the size and operations of the Company to monitor and ensure compliance with all applicable laws, rules, regulations and guidelines.

We further report that there were no instances of;

- Public / Rights issue of shares / preferential issue of debentures / sweat equity
- Redemption / Buy-back of securities
- Major decision taken by the members in pursuant to Section 180 of the Companies Act, 2013
- Merger / Amalgamation / Reconstruction etc.
- Foreign technical collaborations

For **MDS & Associates LLP**
Company Secretaries

**M D SELVARAJ**
Managing Partner
FCS No.: 960 / C P No.: 411
Peer Review No. 6468/2025
UDIN: F000960H000248471

Place : Coimbatore
Date : 02.05.2026

***This report is to be read with our letter of even date which is annexed as Annexure A and forms an integral part of this report***





## ANNEXURE TO THE SECRETARIAL AUDIT REPORT FOR THE FINANCIAL YEAR ENDED 31ST MARCH, 2026

To

The Members,
**L.G. BALAKRISHNAN & BROS LIMITED,**
(CIN: L29191TZ1956PLC000257)
6/16/13 Krishnarayapuram Road
Ganapathy, Coimbatore -641006, Tamil Nadu, India

Our report of even date is to be read along with this letter.

1. Maintenance of Secretarial records is the responsibility of the management of the company. Our responsibility is to express an opinion on these secretarial records based on our audit.
2. We have followed the audit practices and processes as were appropriate to obtain reasonable assurance about the correctness of the contents of the Secretarial records. The verification was done on test basis to ensure that correct facts are reflected in secretarial records. We believe that the processes and practices we followed provide a reasonable basis for our opinion.
3. We have not verified the correctness and appropriateness of financial records and Books of Accounts of the Company.
4. Wherever required, we have obtained the Management representation about the compliance of laws, rules, and regulations and happening of events etc.
5. The compliance of the provisions of corporate and other applicable laws, rules and regulations, standards is the responsibility of the management. Our examination was limited to the verification of procedures on random test basis.
6. The Secretarial Audit report is neither an assurance as to the future viability of the company nor of the efficacy or effectiveness with which the management has conducted the affairs of the company.

For **MDS & Associates LLP**
Company Secretaries

**M D SELVARAJ**
Managing Partner
FCS No.: 960 / C P No.: 411
Peer Review No. 6468/2025
UDIN: F000960H000248471

Place : Coimbatore
Date : 02.05.2026

ANNEXURE E

## A. Disclosure under Section 197(12) and Rule 5(1) of the Companies (Appointment and Remuneration of Managerial Personnel) Rules, 2014

1. Ratio of remuneration of each Director to the median remuneration of the employees of the Company for the financial year ended March 31, 2026, and the percentage increase in remuneration of each Director, Chief Financial Officer, Chief Executive Officer, Company Secretary or Manager in the financial year ended March 31, 2026:

| Sr. No | Director | Category | Remuneration ₹ in lakhs | MR | Ratio | % increase / (decrease) |
|---|---|---|---|---|---|---|
| 1 | Sri.B.Vijayakumar | Executive Chairman | 523.96 | 4.29 | 122:1 | 8% |
| 2 | Sri.P.Prabakaran | Managing Director | 365.44 | 4.29 | 85:1 | 7% |
| 3 | Sri. Rajiv Parthasarathy | Executive Director | 174.90 | 4.29 | 41:1 | 7% |
| 4 | Smt.Rajsri Vijayakumar | Non-Executive Non-Independent | - | - | - | - |
| 5 | Sri.S.Sivakumar | Non-Executive Non-Independent | - | - | - | - |
| 6 | Smt.Kanchana Manavalan | Non-Executive Independent | - | - | - | - |
| 7 | Sri.G.D. Rajkumar | Non-Executive Independent | - | - | - | - |
| 8 | Dr.Vinay Balaji Naidu | Non-Executive Independent | - | - | - | - |
| 9 | Mr. Dinesh Kumar | Non-Executive Independent | - | - | - | - |
| 10 | Mrs. Sadhana Vidhya Shankar | Non-Executive Independent | - | - | - | - |
| 14 | Sri.N.Rengaraj | Chief Financial Officer | 77.47 | - | - | 14% |
| 15 | Sri. M. Lakshmi Kanth Joshi | Senior General Manager (Legal) & Company Secretary | 54.54 | - | - | 8% |

Note: For this purpose, sitting fees paid to the Directors have not been considered as remuneration

2. Percentage increase in the median remuneration of employees in the Financial Year : 8%

3. Number of permanent employees on the rolls of Company as on 31st March, 2026 : 2,242

4. Average percentiles increase already made in the salaries of employees other than the managerial personnel in the last Financial Year and its comparison with the percentile increase in the managerial remuneration and justification thereof and point out if there are any exceptional circumstances for increase in the managerial remuneration.

   Average percentiles increase in remuneration other than managerial personnel is 26% and average percentile increase / (decrease) in remuneration for managerial personnel is 8%.

5. Affirmation that the remuneration is as per the remuneration policy of the Company

   Your Director affirm that the remuneration is as per the Nomination and Remuneration Policy of the Company.

For and on behalf of the Board of Directors

Place : Coimbatore
Date : 02.05.2026

**B. VIJAYAKUMAR**
Executive Chairman
DIN: 00015583

**P.PRABAKARAN**
Managing Director
DIN:01709564

ANNEXURE F

(a) Particulars of employees as per [Rule 5(2) and Rule 5(3) of Companies (Appointment and Remuneration of Managerial Personnel Rules), 2014]:

| S. No | Name of Employee | Designation | Remuneration Received ₹ In Lakhs | Nature of Employment | Qualification | Experience (Years) | Date of Commencement of Employment | Age | Last Employment | % of Equity Share held |
|---|---|---|---|---|---|---|---|---|---|---|
| 1 | B Vijayakumar | Executive Chariman | 523.96 | Permanent | BSC | 48 | 25-11-1986 | 73 | Nil | 11.46 |
| 2 | P Prabakaran | Managing Director | 365.44 | Permanent | BE | 38 | 21-03-1988 | 67 | Shanthi Gears Limited | 0.01 |
| 3 | Rajiv Parthasarathy | Executive Director | 174.90 | Permanent | BE (IE) | 26 | 01-08-2021 | 49 | Nil | - |
| 4 | N Rengaraj | Chief Financial Officer | 77.47 | Permanent | . MBA, FCA | 28 | 01-03-2004 | 57 | Rubfila International Limited | - |
| 5 | N Suresh Kumar | Vice President Marketing | 58.74 | Permanent | DME,BBA | 35 | 01-02-1995 | 55 | Milltex Engineering Private Limited | - |
| 6 | A Ramadass | Chief Technical Officer | 56.67 | Permanent | AMIIM, MBA | 38 | 21-08-2020 | 57 | Magna Automotive India Private Limited | - |
| 7 | P Subbiah | Vice President R & D | 59.66 | Permanent | BE | 38 | 02-07-2007 | 60 | PHC Manufacturing Private Limited | - |
| 8 | M Lakshmi Kanth Joshi | Senior General Manager (legal) & Company Secretary | 54.54 | Permanent | MBA. ACS., LLB | 28 | 30-03-2005 | 59 | Veejay Lakshmi Engineering Works Limited | - |
| 9 | M Dhanasekar | Senior General Manager | 52.21 | Permanent | BE, MBA | 34 | 29-11-1998 | 55 | SunJal Engineering private limited | - |
| 10 | J.Prakash | Senior General Manager | 50.44 | Permanent | DME | 34 | 17-01-2000 | 55 | Lakshmi Synthetic Machinery Private Limited | - |

(b) Details of every employee, who was employed throughout the Financial Year, was in receipt of gross remuneration for that year which, in the aggregate, was not less than One Crores Two Lakhs rupees;

| S. No | Name of Employee | Designation | Remuneration Received ₹ In Lakhs | Nature of Employment | Qualification | Experience (Years) | Date of Commencement of Employment | Age | Last Employment | % of Equity Share held |
|---|---|---|---|---|---|---|---|---|---|---|
| 1 | B Vijayakumar | Executive Chariman | 523.96 | Permanent | BSC | 48 | 25-11-1986 | 73 | Nil | 11.46 |
| 2 | P Prabakaran | Managing Director | 365.44 | Permanent | BE | 38 | 21-03-1988 | 67 | Shanthi Gears Limited | 0.01 |
| 3 | Rajiv Parthasarathy | Executive Director | 174.90 | Permanent | BE (IE) | 26 | 01-08-2021 | 49 | Nil | - |

For and on behalf of the Board of Directors

**B. VIJAYAKUMAR**
Executive Chairman
DIN: 00015583

**P.PRABAKARAN**
Managing Director
DIN:01709564

Place : Coimbatore
Date : 02.05.2026

ANNEXURE G

## MANAGEMENT DISCUSSION AND ANALYSIS REPORT

### INDUSTRY STRUCTURE AND DEVELOPMENT

The Indian economy, was resilient supported by Government policies, short-term cuts in GST rates, and the Government of India's Production Linked Incentive (PLI) scheme are seen as key enablers for boosting the country's manufacturing capabilities to provide a solid foundation for continued growth.

### COMPANY AND BUSINESS OVERVIEW

L.G.Balakrishnan & Bros Limited ("LGB") a leading supplier of Transmission Chain's, of products for automotive and Industrial Applications established in the year 1956 provides a comprehensive range of Products. LGB has built a strong reputation as a trusted leader in delivering high-performance engineered components for Automotive Industry through its brand "ROLON".

LGB has continued to generate market growth and improved profitability. Our commitment to technical excellence and operational precision enables us to provide tailored solutions that enhance performance, improve reliability and maximise lifecycle value across every component. The journey so far has not only shaped our legacy but also earned a reputation founded on trust, excellence and long-standing clientele.

### OPPORTUNITIES / OUTLOOK

India's economic trajectory remains promising, with the Government's continuing aggressive push through Make in India initiatives, supported by stable rural demand propelled by rising household consumption and strategic reforms. India and the European Union have finalised a long-pending free trade agreement which will strengthen economic activity, further establishing a solid foundation for future growth.

### THREATS

The industry as a whole may continue to face some key challenges in the near-term risks; uncertainty related to the current global economic environment, fluctuations in raw material prices, and evolving geopolitical landscape as well as the ongoing geopolitical tension including trade and tariff wars which may lead to instability and volatile consumption in the markets. In this environment, our focus remains on being responsive to any new opportunity as well as in retaining our cliental and markets managing our cost base and on operational excellence, which will be critical to retaining our Corporate Value.

### SEGMENT-WISE OR PRODUCT-WISE PERFORMANCE

The Company manufactures chains, sprockets and metal formed parts for automotive applications. Its business segments are transmission and metal forming. Its transmission products include chains, sprockets, tensioners, belts. It also offers Formed metal all products consisting of fine blanking for precision sheet metal parts, machined components and wire drawing products for internal use as well as for other chain manufacturing plants and spring steel manufacturers.

The sales performance during the year is as follows:

| Particulars | Consolidated (₹ in lakhs) |
|---|---|
| Transmission | 2,30,975.23 |
| Metal Forming | 76,587.39 |
| **Total** | **3,07,562.62** |

### RISKS AND CONCERNS

The Board of Directors has adopted and approved a Risk Management Policy for the Company to ensure the ongoing identification, evaluation, and mitigation of business risks, safeguarding the interests of its stakeholders. The Risk Management framework is designed to adapt to the evolving business environment and promptly address any emerging risks and concerns. The Risk Management Committee is updated on emerging risks and corrective actions every six months.

The Company has a robust risk management system covering all aspects of business including all essential operations, functional areas and business segments. The Risk Management framework ensures the safeguarding of the interests of all stakeholders led by thorough identification, analysis, and mitigation of foreseeable business risks. A bottoms-up approach ensures timely risk recognition which helps in undertaking appropriate risk mitigation measures. The flexible nature of the risk management framework allows it to accommodate shifting business requirements.

### INTERNAL CONTROL SYSTEMS AND THEIR ADEQUACY

The Company maintains robust internal control procedures tailored to its size and operations, ensuring efficient resource utilization, accurate financial reporting, and compliance with regulations. This system includes clear work guidelines, defined authorization processes for transactions, designated custodial responsibilities, and source-level computerized controls.

The Company has in place a well-documented Risk Management Framework to proactively identify, assess, and mitigate potential threats to its operations, financial performance, and strategic objectives. Risk oversight is integrated at all levels of the organization and guided by the Risk Management policy, ensuring alignment with corporate governance standards. Key risk areas including market volatility, regulatory compliance, cybersecurity, and operational disruptions are continuously monitored through structured assessments and internal controls. Regular updates are provided to the Board of Directors and Risk Management Committee, enabling informed decision-making and promoting a culture of risk awareness across the organization. This disciplined approach supports the Company's resilience, long-term sustainability, and ability to respond effectively to a dynamic business environment.

### FINANCIAL AND OPERATIONAL PERFORMANCE

On a consolidated basis, during the year ended March 31, 2026, your Company registered its total income of ₹ 3,14,403.77 lakhs against ₹ 2,63,351.54 Lakhs in the previous financial year 2024-25 delivering a topline growth of 19.39% over previous financial year 2024-25. Net profit after Tax of the Company also improved to ₹ 31,874.29 Lakhs as against ₹ 30,209.07 Lakhs of the previous year, thus delivering a growth of 5.51% over the previous financial year 2024-25.

On a standalone basis, during the year ended March 31, 2026, your Company registered its total income of ₹ 2,83,217.65 Lakhs against ₹ 2,44,527.69 Lakhs in the previous financial year 2024-25 delivering a topline growth of 15.82% over previous financial year 2024-25. Net Profit after Tax of the Company also improved to ₹ 30,634.24 Lakhs as against ₹ 29,066.21 Lakhs of the previous year, thus delivering a growth of 5.39 % over the previous financial year 2024-25.

## KEY FINANCIAL RATIOS:

There is no significant change (i.e. change of 25% or more as compared to the Financial Year 2024-2025) in any key financial ratios.

| Key Ratios (% | Year ended March 31, 2026 | Year ended March 31, 2025 |
|---|---|---|
| Gross Margin | 58.17% | 56.90% |
| EBITDA Margin (excl. other income) | 16.91% | 16.98% |
| Operating Margin i.e. EBITDA (%) | 19.12% | 19.26% |
| PBT Margin (%) | 14.90% | 16.34% |
| Profit after Tax (%) | 11.05% | 12.16% |
| Employee Cost/ Revenue | 16.97% | 16.12% |
| Other Expenditure/ Revenue | 24.29% | 23.79% |
| Effective Tax Rate | 25.86% | 25.57% |
| Diluted EPS (₹) | 96.05 | 91.83 |

| Balance Sheet Snapshot ( ₹ In Lakhs) | Year ended March 31, 2026 | Year ended March 31, 2025 |
|---|---|---|
| Net worth | 2,10,532.02 | 1,86,940.38 |
| Gross debt | 12,535.12 | 9,718.32 |
| Cash and cash equivalents | 1,513.32 | 1,214.76 |
| Fixed Assets (Plant & Machinery) | 92,901.04 | 68,843.87 |
| Debtor (days) | 44 | 45 |
| Inventory (days) | 56 | 58 |
| Creditor (days) | 59 | 61 |
| Working Capital Turnover (days) | 41 | 43 |
| RoE (%) | 15.28% | 15.35% |
| RoCE (%) | 19.84% | 19.97% |
| Return on Net worth (%) | 14.55% | 15.55% |
| Debtors Turnover (Times) | 8.30 | 8.08 |
| Inventory Turnover (Times) | 6.55 | 6.32 |
| Interest Coverage Ratio (Ratio) | 13.00 | 21.76 |
| Current Ratio (Ratio) | 1.79 | 2.13 |
| Debt Equity Ratio (Ratio) | 0.06 | 0.05 |

## HEALTH, SAFETY, SECURITY ENVIRONMENT

LGB places high importance on its People, Society, and the Environment at the core of its operations, prioritizing robust HSE practices and sustainable development across all levels. The Company considers it essential to protect the Earth and its limited natural resources while safeguarding the health and well-being of every person. To uphold our commitment to Environmental Stewardship, we have established rigorous measures to minimize our carbon footprint, reduce water and waste, prevent pollution and zero land fill. We are dedicated to Resource Efficiency, ensuring that our factory infrastructure and safety systems are designed to optimize energy use and preserve water. The Company maintains all required safety systems at our facilities to ensure a high standard of health for our employees. Beyond physical safety, our workplace culture promotes Social Responsibility through periodic training on health and safety initiatives, ensuring our team is empowered with the knowledge to work sustainably. We ensure all safety and environmental equipment are in peak working condition, installed at appropriate locations with clear compliance manuals. Through consistent Governance and adherence to management's health and safety directives, we promote the consistent use of personal protection equipment (PPE) and apparel. At LGB, we cultivate a resilient future for our people and the planet.

## HUMAN RESOURCES / INDUSTRIAL RELATIONS

At LGB, our employees are recognized as a critical driver of organizational performance and long-term value creation. We place strong emphasis on fostering a culture that values talent, commitment, and innovation. In alignment with our strategic objectives, we have implemented robust People Development Processes aimed at continuously enhancing employee capabilities and engagement.

Our initiatives encompass targeted training, leadership development, and skill enhancement programs, all designed to support individual growth while contributing to the Company's vision. These programs offer employees structured opportunities for professional advancement and continuous learning. The total number of permanent employees in the Company stands at 2,242.

## CAUTIONARY STATEMENT

Statement in the Management Discussion and Analysis describing the Company's objectives, projections, expectations and estimates regarding future performance may be "forward-looking statements" and are based on the currently available information. The management believes these to be true to the best of its knowledge at the time of preparation of this report. However, these statements are subject to certain future events and uncertainties, which could cause actual results to differ materially from those, which may be indicated in such statements.

**For and on behalf of the Board of Directors**

Place : Coimbatore
Date : 02.05.2026

**B. VIJAYAKUMAR**
Executive Chairman
DIN: 00015583

**P.PRABAKARAN**
Managing Director
DIN:01709564

## REPORT ON CORPORATE GOVERNANCE

Annexure - H

**Pursuant to Regulation 34(3) read with Schedule V of Securities and Exchange Board of India (Listing Obligations and Disclosure Requirements) Regulations, 2015 ("SEBI Listing Regulations")**

**Your directors present the Company's Report on Corporate Governance for the year ended March 31, 2026**

### 1. COMPANY'S PHILOSOPHY ON CODE OF CORPORATE GOVERNANCE:

LGB believes that strong corporate governance is the bedrock of our continued success and sustainable growth. LGB is focused on operating within the well accepted parameters of ethics and integrity and constantly endeavours to adopt best practices of Corporate Governance and improve these aspects on an ongoing basis. Our Board remains committed to protecting shareholder rights, fostering equitable treatment, and delivering value through ethical, legal, and sustainable decision-making. We firmly believe that by maintaining a strong and independent Board and adopting transparent accounting policies which are essential to building trust, managing risks, and delivering long-term value to all stakeholders, including investors, employees, customers, regulators, vendors, and the broader community.

The Company complies with the requirements stipulated under the Companies Act, 2013 ('the Act') and Regulation 17 to 27 read with Schedule V and clauses (b) to (i) and (t) of sub-regulation (2) of Regulation 46 of Securities and Exchange Board of India (Listing Obligations and Disclosure Requirements) Regulations, 2015 ("SEBI Listing Regulations"), as applicable, with regard to Corporate Governance.

### 2. BOARD OF DIRECTORS:

At LGB, a strong, independent and diverse Board ensures effective corporate governance across the organization. The Company has an optimum combination of executive and non-executive directors. The composition of the Board is in conformity with Regulation 17 of the Listing Regulations read with Section 149 of the Companies Act, 2013 (the 'Act').

The Board is headed by the Executive Chairman, Mr. B. Vijayakumar, (DIN: 00015583) who is also a Promoter Director. The business of the Company is conducted under the superintendence, directions and control of the Board. The Executive Chairman, Managing Director and Executive Director look after the day-to-day business affairs of the Company. The Board formulates strategies, regularly reviews the performance of the Company and ensures that the projected targets and agreed objectives are met on a consistent basis. The Board has constituted various committees, which guide the matters delegated to them in accordance with their terms of reference.

As on 31st March, 2026, the Board of Directors of the Company comprises 10 (Ten) Directors, consisting of an optimum combination of Executive and Non-executive Directors which include three Executive Directors (including two promoters/promoter group Directors), 2 Non-Independent - Non-Executive Directors and 5 Independent Directors and which includes three Women Directors on the Board, out of which two are Independent Directors. The Directors bring in a wide range of skills and experience to the Board.

The details of composition and category of the Directors on the Board, their attendance at Board Meetings and last Annual General Meeting held on August 21, 2025, number of Directorships held by them in other Indian Public Limited Companies including the Committee Chairmanships/Memberships held by them are given below:

| Name and DIN | Category & Designation | Attendance | | | No. of Directorship in other Public Companies* | Number of Committee Positions held in other Companies ** | |
|---|---|---|---|---|---|---|---|
| | | No. of Board Meetings Held during the year | Board Meetings attended during the year | AGM | | Chairman ship | Member ship |
| Sri. B. Vijayakumar DIN:00015583 | Executive - Promoter Executive Chairman | 4 | 4 | YES | 1 | - | - |
| Sri. P. Prabakaran DIN:01709564 | Executive Managing Director | 4 | 4 | YES | - | - | - |
| Sri. Rajiv Parthasarathy $ DIN: 02495329 | Executive - Promoter Group Executive Director | 4 | 4 | YES | - | - | - |
| Smt. Rajsri Vijayakumar @ DIN: 00018244 | Non-Executive Promoter Group | 4 | 3 | YES | 1 | - | 2 |
| Sri. S. Sivakumar DIN: 00016040 | Non-Executive Non-Independent | 4 | 4 | YES | - | - | - |
| Smt. Kanchana Manavalan DIN: 07497403 | Non-Executive Independent | 4 | 4 | YES | - | - | - |
| Sri. G.D. Rajkumar DIN: 00197696 | Non-Executive Independent | 4 | 4 | YES | 1 | - | 1 |
| Dr. Vinay Balaji Naidu DIN:09232643 | Non-Executive Independent | 4 | 4 | YES | 1 | 1 | 2 |
| Sri. Dinesh Kumar DIN:10586227 | Non-Executive Independent | 4 | 4 | YES | - | - | - |
| Smt. Sadhana Vidhya Shankar DIN:10753375 | Non-Executive Independent | 4 | 4 | YES | 1 | - | 1 |

* Exclude Directorship in Private Companies and Foreign Companies.

** Only Audit Committee and Stakeholders Relationship Committee has been considered.

$ Sri. Rajiv Parthasarathy Executive Director is husband of Smt. Rajsri Vijayakumar.

@ Sri. B. Vijayakumar is Father of Smt. Rajsri Vijayakumar.

**Name of the listed entities where director is a director, other than L.G.Balakrishnan & Bros Limited as on March 31, 2026:**

| Name of the Director | Details of the other listed entities where the Directors hold directorship | |
|---|---|---|
| | Name of the listed entity | Category of Directorship |
| Sri.B.Vijayakumar DIN:00015583 | LGB Forge Limited | Non-Executive Promoter Chairman |
| Sri.P.Prabakaran DIN:01709564 | NIL | NA |
| Smt.Rajsri Vijayakumar DIN: 00018244 | LGB Forge Limited | Executive-Promoter- Managing Director |

| Name of the Director | Details of the other listed entities where the Directors hold directorship | |
|---|---|---|
| | Name of the listed entity | Category of Directorship |
| Sri.Rajiv Parthasarathy<br>DIN: 02495329 | NIL | NA |
| Sri.S.Sivakumar<br>DIN: 00016040 | NIL | NA |
| Smt.Kanchana Manavalan<br>DIN: 07497403 | NIL | NA |
| Sri. G D Rajkumar<br>DIN: 00197696 | Magna Electro Castings Limited | Non-Executive Independent Director |
| Dr.Vinay Balaji Naidu<br>DIN:09232643 | Precot Limited | Non-Executive Independent Director |
| Sri. Dinesh Kumar<br>DIN:10586227 | NIL | NA |
| Smt. Sadhana Vidhya Shankar<br>DIN: 10753375 | Bannari Amman Spinning Mills Limited | Non-Executive Independent Director |

## MEETINGS, ATTENDANCE AND AGENDA OF THE BOARD MEETINGS:

The Board of the Company periodically reviews the compliance reports of all the laws applicable to the Company. The information as required under Regulation 17(7) read with Part – A of Schedule II of the Securities Exchange Board of India (Listing Obligation and Disclosure Requirement) Regulations, 2015, has been placed before the Board for its consideration.

During the Financial Year 2025-26, Four (4) Board Meetings were held on 30.04.2025, 31.07.2025, 31.10.2025 and 07.02.2026. The requisite quorum was present for all the meetings. The maximum interval between any two meetings did not exceed 120 days. The necessary quorum was present in all the meetings. Leave of absence was granted to the concerned Directors, who could not attend the respective Board Meeting, upon receipt of their request.

## DIRECTORS INTER-SE RELATIONSHIP

Sri. B. Vijayakumar, Executive Chairman is the father of Smt. Rajsri Vijayakumar, Director and Sri. Rajiv Parthasarathy, Executive Director, is the husband of Smt. Rajsri Vijayakumar. None of the other Directors are related to each other.

## NUMBER OF SHARES AND CONVERTIBLE INSTRUMENTS HELD BY NON-EXECUTIVE DIRECTORS:

The details of shares held by the Non-Executive Directors as on March 31, 2026 are given under the table below.

| Name | No of Shares held | % of Holding |
|---|---|---|
| Smt. Rajsri Vijayakumar | 23,29,156 | 7.30 |
| Sri. S. Sivakumar | 1,194 | - |
| Dr. Vinay Balaji Naidu | 5,500 | 0.02 |

During the year under review, the Company has not issued any type of convertible instruments to its Non-Executive Directors. None of the Directors were issued any stock options.

## FAMILIARIZATION PROGRAMME FOR INDEPENDENT DIRECTORS

Familiarisation programmes for all Independent Directors were conducted during the year under review as per the provisions of Regulation 25(7) and 46 of the Listing Regulations. Some of such programmes were covered as a part of the Board meeting. The Company will continue to plan for programmes which will keep all Independent directors updated on their roles, rights, responsibilities in the Company as an Independent Director.

The policy on Familiarisation Programmes and details of familiarisation programmes in terms of Regulation 46(2) of SEBI (Listing Obligations and Disclosure Requirements) Regulations, 2015 are available on the website of the Company: *https://www.lgb.co.in/wp-content/uploads/2026/04/Familiarization-Programme-2025-2026.pdf*

## BOARD SKILL/COMPETENCIES/EXPERTISE

The Board comprises of persons of repute with strength of character and professional eminence who bring a wide range of experience and expertise by providing leadership, strategic guidance, an objective and independent view to the Company's management while discharging its fiduciary responsibilities, thereby ensuring that the management adheres to high standards of ethics, transparency and disclosure.

In terms of requirement of SEBI Listing Regulations, the Board has identified the following skills / expertise / competencies of the Directors as given below:

| | |
|---|---|
| **General Management, HR and Leadership** | General know-how of business Management, talent Management and development, workplace health & safety. |
| **Technical** | Technical / professional skills and specialised knowledge to assist with ongoing aspects of the Board's role. |
| **Strategy & Business Planning** | Comprehensive the socio-economic, political, legal, regulatory and competitive environment in which the Company is operating and provide insights to identify opportunities and threats for the Company's businesses. |
| **Finance and Accounts** | Analyse the Company's financial performance and provide oversight of capital allocation and returns. |
| **Corporate Governance** | Protection of stakeholders' interest, observing best governance practices and identifying key governance risks. |
| **Stakeholder Value Creation** | Enable shareholders value creation while ensuring interventions that create a positive and sustainable impact on society. |

The skills matrix adopted by the Board vis-a-vis the skills/expertise/ competencies of respective directors are as under:

| S. No | Name of Director | General Management, HR and Leadership | Technical | Strat-egy & Business Planning | Finance and Accounts | Corporate Governance | Stakehold-er Value Creation |
|---|---|---|---|---|---|---|---|
| 1 | Sri.B.Vijayakumar<br>DIN:00015583 | ✓ | ✓ | ✓ | ✓ | ✓ | ✓ |
| 2 | Sri.P.Prabakaran<br>DIN:01709564 | ✓ | ✓ | ✓ | ✓ | ✓ | ✓ |
| 3 | Smt.Rajsri Vijayakumar<br>DIN: 00018244 | ✓ | ✓ | ✓ | ✓ | ✓ | ✓ |
| 4 | Sri.Rajiv Parthasarathy<br>DIN: 02495329 | ✓ | ✓ | ✓ | ✓ | ✓ | ✓ |

| S. No | Name of Director | General Management, HR and Leadership | Technical | Strategy & Business Planning | Finance and Accounts | Corporate Governance | Stakeholder Value Creation |
|---|---|---|---|---|---|---|---|
| 5 | Sri.S.Sivakumar DIN: 00016040 | ✓ | ✓ | ✓ | ✓ | ✓ | ✓ |
| 6 | Smt.Kanchana Manavalan DIN: 07497403 | ✓ | - | ✓ | ✓ | ✓ | ✓ |
| 7 | Sri. G D Rajkumar DIN: 00197696 | ✓ | ✓ | ✓ | ✓ | ✓ | ✓ |
| 8 | Dr.Vinay Balaji Naidu DIN:09232643 | ✓ | - | ✓ | ✓ | ✓ | ✓ |
| 9 | Sri. Dinesh Kumar (DIN: 10586227) | ✓ | - | ✓ | ✓ | ✓ | ✓ |
| 10 | Smt. Sadhana Vidhya Shankar DIN: 10753375 | ✓ | - | ✓ | ✓ | ✓ | ✓ |

## DECLARATION BY INDEPENDENT DIRECTORS

The Independent Directors have submitted declarations under Regulation 25(8) of SEBI (Listing Obligations & Disclosure Requirements) Regulations 2015 including amendments, if any (hereinafter referred as Listing Regulations) stating that they meet the criteria of Independence as per Section 149(6) of the Companies Act, 2013 along with compliance under in Rule 6(1) and (3) of Companies (Appointment and Qualifications of Directors) Rules, 2014 and Regulation 16(1)(b) of the Listing Regulations. Based on the above declarations received from the Independent Directors, the Board of Directors have confirmed that they meet the criteria of independence pursuant to Companies Act, 2013 and Listing Regulations and that they are independent of the Management. Further, in compliance with Regulation 17A of SEBI Listing Regulations, none of the Director on the Board of the Company serves as Independent Director in more than 7 listed companies. Whole-time Director of the Company do not hold position as an Independent Director of any Listed Company.

## MEETING OF INDEPENDENT DIRECTORS

Section 149(8) of the Act has prescribed the Code for Independent Directors in Schedule IV for every company that has Independent Directors. Clause VII of this schedule requires every company to call for a separate meeting of the Independent Directors without the attendance of non-independent directors and members of management.

During the year under review, all the independent Directors of the Company met on 07.03.2026 without the presence of non-independent directors and members of management. The Independent Directors reviewed the performance of Non- Independent Directors and the Board as a whole, the performance of the Chairman of the Board considering the views of the Executive Directors and Non-Executive Directors, assessed the quality, quantity and timeliness of flow of information between the Company management and the Board required to effectively and reasonably perform their duties. All Independent Directors attended the Meeting.

## RESIGNATION OF INDEPENDENT DIRECTOR(S) BEFORE EXPIRY OF TENURE, IF ANY:

None of the Independent Directors resigned before the expiry of his / her tenure during the year under review.



## 3.AUDIT COMMITTEE

The Company has a qualified and independent Audit Committee in place. All the Member(s) of the Audit Committee are financially literate and possess sound knowledge in finance and accounting practices. The role and terms of reference of the Committee are as laid down under Section 177 of the Companies Act, 2013 read with the rules framed thereunder and Regulation 18 read with Part C of Schedule II of the Listing Regulations. The Committee acts as a link between the Auditors and the Board of Directors.

## TERMS OF REFERENCE

The terms of reference of this Committee include matters mandated in the Listing Regulations and the Companies Act, 2013, respectively. The Audit Committee reviews the audit reports submitted by the Internal Auditors, Cost Auditors and Statutory Auditors and to meet them to discuss their findings, suggestions and other related matters, financial results, effectiveness of internal audit processes, Company's risk management strategy and Company's established systems and procedures. The Audit Committee also reviews the functioning of the Whistle Blower mechanism. Besides having access to all the required information from within the Company, the Committee may obtain external professionals' advice, whenever required. The Committee acts as a link between the Statutory and the Internal Auditors and the Board of Directors of the Company.

Audit Committee regularly reviews the internal audit reports and discuss the same with the internal auditors; review internal control systems and procedures; evaluation of internal financial controls and risk management systems and their effectiveness; discussion with the statutory auditors on their findings, scope of audit, post audit discussion, auditor's independence, adequacy of internal audit functions, audit qualifications, if any; to decide appointment/ reappointment, removal and remuneration of auditors; review of any changes in accounting policies and practices; reviewing approval and disclosure of all related party transactions; reviewing with the management the performance of the statutory and internal auditors and their remuneration; compliance with SEBI Prohibition of Insider Trading) Regulations 2015, reviewing the Company's financial and risk management plan, reviewing the functioning of vigil mechanism / whistle blower policy; and guidelines and internal control.

## COMPOSITION OF AUDIT COMMITTEE, MEETINGS & ATTENDANCE DURING THE YEAR 2025-26:

The Audit Committee presently comprises of (3) three Members, out of which (2) two Members are Non-Executive Independent Directors and one is an Executive Director. The Chairperson of the Committee is an Independent Director. All the Members of the Audit Committee have accounting and financial Management expertise.

The Executive Directors, Chief Financial Officer, the Head of Internal Audit and the representatives of the Statutory Auditors and Internal Auditors are permanent Invitees to meetings of the Audit Committee. The Company Secretary acts as the Secretary to the Committee.

The Audit Committee has held 4 (Four) meetings during the Financial Year ended on 30.04.2025, 31.07.2025, 31.10.2025 and 07.02.2026. The time gap between any 2 (two) consecutive meetings did not exceed the interval of 120 (one hundred twenty) days. The composition of the Audit Committee as of March 31, 2026 and details of the attendance of its Members are as under:

| Name of the Members | Category | Designation | No. of Meetings | |
|---|---|---|---|---|
| | | | Held | Attended |
| Sri.Dineshkumar | Independent, Non-Executive | Chairman | 4 | 4 |
| Smt Kanchana Manavalan | Independent, Non-Executive | Member | 4 | 4 |
| Sri.P.Prabakaran | Executive | Member | 4 | 4 |

Sri. Dinesh Kumar, Chairman of the Audit Committee has attended the last Annual General Meeting ("AGM") of the Company held on August 21, 2025.

The Minutes of the Audit Committee meetings were circulated to the Board, and the Board discussed and took note of the same. The Audit Committee has considered and reviewed the Annual Financial Statements for the year 2025-26, before it was placed before the Board of Directors.

### 4. NOMINATION AND REMUNERATION COMMITTEE

The Nomination and Remuneration Committee has been vested with the responsibility for nominations for Board Membership and Senior Management employees, evaluate the balance of skills, experience, independence, diversity on the Board and for setting up selection criteria, succession planning. Further, the Committee is also responsible for formulating policies with respect to remuneration, performance evaluation, Board Diversity etc. in line with the Companies Act, 2013 and the SEBI Listing Regulations, 2015. The composition and terms of reference of the Nomination and Remuneration Committee of the Company are in line with the provisions of Section 178 of the Act and Regulation 19 of the Listing Regulations

### TERMS OF REFERENCE:

The role, powers and functions of the Nomination and Remuneration Committee are as per Section 178 of the Companies Act, 2013 and the guidelines set out in the SEBI (Listing Obligations and Disclosure Requirements) Regulations, 2015. The terms of reference of this Committee are as required under Regulation 19 read with part D of Schedule II of the Listing Regulations.

### COMPOSITION AND ATTENDANCE AT THE MEETING

The composition of the Nomination and Remuneration Committee as on March 31, 2026 is as follows:

| Name of the Members | Category | Designation |
|---|---|---|
| Sri. G. D. Rajkumar [DIN: 00197696] | Independent, Non-Executive | Chairman |
| Sri. B. Vijayakumar [DIN: 00015583] | Executive Chairman - Promoter | Member |
| Smt Kanchana Manavalan [DIN: 07497403] | Independent, Non-Executive | Member |

The Committee has met on 08.11.2025 & 21.01.2026 respectively and all the Members were present at the meeting(s). Remuneration payable, in whatever form, to the Key Managerial Personnel and Senior Management of the Company is being considered/ discussed/ finalized and recommended after considering various factors such as financial position of the Company, trend in industry, and past remuneration etc., which is onward submitted to Audit Committee (if required) and Board for respective approval(s).

Non-Executive Independent Directors of the Company do not have any pecuniary relationship or transaction with the Company. They do not draw any remuneration, except sitting fees for attending meetings of the Board/ Committee(s).

The Company Secretary acts as the Secretary to the Committee.

Sri. G.D. Rajkumar, Chairman of the NRC has attended the last Annual General Meeting of the Company held on August 21, 2025.

### PERFORMANCE EVALUATION OF NON-EXECUTIVE AND INDEPENDENT DIRECTORS:

Pursuant to Section 178 of the Act and the SEBI Listing Regulations, the Nomination & Remuneration Committee (NRC) has specified the manner and the criteria for performance evaluation of the Board, its Committees and Individual Directors (including Independent Directors). Accordingly, the Board has carried out the performance evaluation of its own performance and that of its Committees as well as evaluation of performance of the Directors individually. The indicative criteria on which evaluation was carried out includes Degree of fulfilment of key responsibilities; Board structure and composition; Effectiveness of Board processes, information and functioning; Attendance (captured from records of meetings); Contribution at Board Meetings; Guidance/ support to management / Committee meetings; Quality of relationship of the committee with the Board and the management; etc.

The performance evaluation of the Board, its Chairman and the Non-Independent Directors was also carried out by the Independent Directors in its separate meeting. The NRC also reviewed the implementation of the criteria specified for performance evaluation and also formulated its feedback for supporting the Board in carrying out such evaluation of the performance. The evaluation of performance for the Financial Year 2025-26 was carried out through structured questionnaires (based on various aspects of the Board's functioning, composition, its committees, culture, governance, execution and performance of statutory duties and obligations).

Schedule IV to the Companies Act, 2013 states that the performance evaluation of Independent Directors shall be done by the entire Board of Directors, excluding the director being evaluated. The evaluation of the performance of the independent directors is based on their qualification, experience, knowledge and competency, ability to fulfill allotted functions/ roles, ability to function as a team, pro-activeness, participation and attendance, commitment, contribution, integrity and ability to articulate independent views and judgment. Accordingly, the performance evaluation of independent directors has been conducted and the results have been communicated to the chairman of the board.

The actions emerging from the Board evaluation process were collated and presented before the Nomination and Remuneration Committee as well as the Board. Suggestions/ feedback concerning strategic, governance and operational matters were actioned upon by the team. The Directors have expressed their satisfaction with the evaluation process.

### 5. STAKEHOLDERS' RELATIONSHIP COMMITTEE:

Stakeholders' Relationship Committee ("SRC") has been constituted in terms of Section 178 of the Companies Act, 2013 and Regulation 20 read with Part D of Schedule II of the Listing Regulations.

### TERMS OF REFERENCE:

The terms of reference of Stakeholders Relationship Committee (SRC) are in conformity with the requirements of Section 178 of the Act and Regulation 20 read with Para B of Part D of Schedule II to the Listing Regulations which, inter alia, includes considering and looking into various aspects of interest of shareholders and other security holders of the company; resolving the grievances of the security holders of the company including complaints related to transfer/ transmission of shares, non- receipt of annual report, non-receipt of declared dividends, issue of new/duplicate certificates, general meetings, etc.; reviewing of various measures and initiatives taken by the company for reducing the quantum of unclaimed dividends and ensuring timely receipt of dividend warrants/ annual reports/statutory notices by the shareholders of the company and carrying out any other functions required to be carried out by the Stakeholders Relationship Committee as contained in the SEBI Listing Regulations or any other applicable law, as and when amended from time to time .

**The composition of the Stakeholder Relationship Committee and particulars of meetings attended by the Members are given below:**

| Name of the Members | Category | Designation |
|---|---|---|
| Dr. Vinay Balaji Naidu [DIN: 09232643] | Independent, Non-Executive | Chairman |
| Sri. B. Vijayakumar [DIN: 00015583] | Executive Chairman - Promoter | Member |
| Sri. G. D. Rajkumar [DIN: 00197696] | Independent, Non-Executive | Member |

During the year under review, the Committee has met 19 times to deliberate on various matters referred above and for review and redressal of investors complaints, if any. The minutes of the Stakeholders Relationship Committee were placed before the Board Meeting for their record.

Sri. M. Lakshmikanth Joshi, Senior General Manager (Legal) and Company Secretary, acts as the Secretary to the Committee, who is designated as Compliance Officer pursuant to Regulation 6 of the Listing Regulations.

Dr. Vinay Balaji Naidu, Chairman of the Stakeholders Relationship Committee has attended the last Annual General Meeting held on August 21, 2025.

The Committee ensures that the shareholders' / investors' grievances and correspondence are attended and resolved expeditiously within the time frames laid down by SEBI. During the year under review, 4 complaints were received from Shareholders and the same was resolved within the stipulated time. Hence, no complaint/grievance remains unresolved and pending as on March 31, 2026.

The Company has adopted an 'Internal Code of Conduct for Regulating, Monitoring and Reporting of Trades by Insiders' ("the Code") in accordance with the requirements of the SEBI (Prohibition of Insider Trading) Regulations, 2015.

The Company has also formulated 'The Code of Practices and Procedures for Fair Disclosure of Unpublished Price Sensitive Information (UPSI)' in compliance with SEBI (Prohibition of Insider Trading) Regulations, 2015.

## 6. RISK MANAGEMENT COMMITTEE

The Committee is constituted and functions as per Regulation 21 read with Part D of Schedule II of the SEBI Listing Regulations to frame, implement and monitor the risk management plan for the Company. The Company has framed a Risk Management Policy which includes the terms of reference, is available on the website of the Company at ***https://www.lgb.co.in/wp-content/uploads/2021/08/risk-management-policy.pdf.***

The role, responsibilities and terms of reference of the Risk Management Committee includes the matters and functions specified under Regulation 21 and Part D of Schedule II of the Listing Regulations, as amended from time to time, and other matters referred by the Board from time to time.

The Committee reviewed the risks and extent of exposure and potential impact analysis was carried out by the Management. It was confirmed by the Managing Director and the Chief Financial Officer that the mitigation actions are monitored.

The details of constitution of the Committee are provided below:

| Name of the Members | Category | Designation |
|---|---|---|
| Sri. Rajiv Parthasarathy [DIN: 02495329] | Executive Director | Chairman |
| Sri. B. Vijayakumar [DIN: 00015583] | Executive Chairman - Promoter | Member |
| Sri. P Prabakaran [DIN: 01709564] | Managing Director | Member |
| Sri. G. D. Rajkumar [DIN: 00197696] | Non Executive - Independent Director | Member |

The Committee has met four times during the year on 12.04.2025, 28.07.2025, 11.10.2025 and 06.02.2026. All the Members were present in the said meetings, except Sri. Rajiv Parthasarathy who was absent for the meeting held on 06.02.2026. The gap between two consecutive meetings did not exceed the interval of 210 days. The Minutes of the Risk Management Committee Meetings are being placed at the Board Meetings.

## SENIOR MANAGEMENT AND CHANGES THEREIN SINCE THE CLOSE OF THE PREVIOUS YEAR

During the year, Sri. Suresh Sivalingam was appointed as Vice-President Stragetic Business Development (Metal Forming Division) (Senior Management) effective from 20th November 2025. Subsequently he resigned from the Company effective from the close of business hours on 31st January 2026.

Other than the above, there was no change in the Senior Management since the close of the previous financial year.

The Senior Management of the Company as on March 31, 2026 are as given below:

| Sl. No. | Name of the Senior Management Personnel | Designation |
|---|---|---|
| 1. | Sri. N. Rengaraj | Chief Financial Officer |
| 2. | Sri. M. Lakshmikanth Joshi | Senior General Manager (Legal) & Company Secretary |

## 7. CORPORATE SOCIAL RESPONSIBILITY COMMITTEE (CSR COMMITTEE)

The Corporate Social Responsibility (CSR) Committee has been constituted by the Board of Directors of the Company under the provisions of Section 135 of the Companies Act, 2013 and Corporate Social Responsibility (CSR) Rules, 2014. (as amended from time to time).

## TERMS OF REFERENCE

The terms of reference of CSR Committee are in conformity with the requirements of the Act which, inter alia, includes formulating and recommending to the Board, a "Corporate Social Responsibility Policy" which shall indicate the activities to be undertaken by the Company as specified in Schedule VII of the Act; review and recommend the amount of expenditure to be incurred on the activities; monitoring the Corporate Social Responsibility policy of the Company and its implementation from time to time and any other matter as the CSR Committee may deem appropriate after approval of the Board or as may be directed by the Board from time to time and /or as may be required under applicable law, as and when amended from time to time.

The composition of CSR Committee are as given below:

| Name of the Members | Category | Designation |
|---|---|---|
| Sri. B. Vijayakumar [DIN: 00015583] | Executive Chairman - Promoter | Chairman |
| Sri. P. Prabakaran [DIN: 01709564] | Managing Director | Member |
| Smt. Rajsri Vijayakumar [DIN: 00018244] | Non Independent, Non-Executive | Member |
| Sri. G. D. Rajkumar [DIN: 00197696] | Independent, Non-Executive | Member |

## MEETINGS AND ATTENDANCE DURING THE YEAR:

During the year under review, The CSR Committee of the Company met (5) times on 19.04.2025, 10.05.2025, 29.07.2025, 18.10.2025 and 06.02.2026. All the members of the committee were present in that meeting.

The Annual Report on CSR activities for the Financial Year 2025-26 forms a part of the Board's Report.

## 8. REMUNERATION POLICY

The Company's Remuneration Policy for Directors, Key Managerial Personnel and other employee is available on the website of your Company ***https://www.lgb.co.in/wp-content/uploads/2025/02/Nomination-Remuneration-Policy.pdf.*** The Remuneration Policy is in consonance with the statutory requirements and existing industry practice.

### Remuneration of Directors

Remuneration paid to the Executive Directors for the Financial Year ended March 31, 2026 is given as under:

In lakhs

| Name of Directors | Service Contract | Salary & Allowances | Commission | Employees Stock Option Plan | Total |
|---|---|---|---|---|---|
| Sri. B. Vijayakumar<br>Executive Chairman<br>[DIN: 00015583] | 01.01.2025 to 31.12.2029 | 100.39 | 423.57 | - | 523.96 |
| Sri. P. Prabakaran<br>Managing Director<br>[DIN: 01709564] | 01.06.2024 to 31.05.2029 | 111.30 | 254.14 | - | 365.44 |
| Sri. Rajiv Parthasarathy<br>Executive Director<br>[DIN: 02495329] | 01.08.2024 to 31.07.2029 | 69.01 | 105.89 | - | 174.90 |

Salary & Allowances includes salary and Company's contribution to Provident / Superannuation / Gratuity Fund.

All elements of remuneration package has been summarized under major groups viz., Salary & Allowances/ Perquisites and Commission and there is no other benefits, Bonuses, Stock Options, Pension etc. other than the details disclosed in the above table.

The remuneration to the Key Managerial Personnel comprises of fixed components viz., salary and other allowances and perquisites and there are no performance linked incentives.

### Remuneration paid to the Non-Executive Directors for the Financial Year ended March 31, 2026

The Non-Executive Directors were not paid any remuneration except Sitting Fees for attending the meetings of the board of Directors and / or committees thereof. The details of the sitting fees paid to the non-executive Directors are as under:

| Name of Directors | Sitting Fees | Commission | Employees Stock Option Plan | Total |
|---|---|---|---|---|
| Smt.Rajsri Vijayakumar | 95,000 | - | - | 95,000 |
| Sri.S.Sivakumar | 1,25,000 | - | - | 1,25,000 |
| Sri.G.D.Rajkumar | 1,25,000 | - | - | 1,25,000 |
| Dr.Vinay Balaji Naidu | 1,25,000 | - | - | 1,25,000 |
| Smt.Kanchana Manavalan | 2,50,000 | - | - | 2,50,000 |
| Smt.Sadhana Vidhyashankar | 1,25,000 | - | - | 1,25,000 |
| Sri.Dineshkumar | 2,50,000 | - | - | 2,50,000 |
| **Total** | **10,95,000** | | | **10,95,000** |

There has been no materially relevant pecuniary transaction or relationship between the Company and its non-executive Directors during the year.

The Company does not have any Employee Stock Option Scheme and hence, the disclosure of the details of stock option, if any and whether issued at a discount as well as the period over which accrued and over which exercisable does not arise.

The remuneration policy of the Company along with the criteria for making payments to Non - Executive Directors can be accessed on the company's website ***https://www.lgb.co.in/wp-content/uploads/2025/02/Nomination-Remuneration-Policy.pdf.***



### 9. MANAGEMENT DISCUSSION AND ANALYSIS REPORT

Management Discussion and Analysis Report forms part of this Annual Report.

### 10. GENERAL BODY MEETINGS:

Details of the last three Annual General Meetings are given as under:

| Financial Year | Date | Time | Venue | Special Resolution passed, if any |
|---|---|---|---|---|
| 2022-23 | 25.09.2023 | 10.00 AM (IST) | Held through Video Conferencing (VC) or Other Audio Visual Means (OAVM).<br>**Deemed Venue:**<br>Registered Office | NIL |
| 2023-24 | 29.08.2024 | 10.30 AM (IST) | Held through Video Conferencing (VC) or Other Audio Visual Means (OAVM).<br>**Deemed Venue:**<br>Registered Office | 1. Appointment of Sri.J.Dineshkumar as Non-Executive Independent Director for a period of 5 years with effect from 01.09.2024<br>2. Re-appointment of Sri.B.Vijayakumar as Executive Chairman for a period of 5 years with effect from 01.01.2025 |
| 2024-25 | 21.08.2025 | 10.00 AM (IST) | Held through Video Conferencing (VC) or Other Audio Visual Means (OAVM).<br>**Deemed Venue:**<br>Registered Office | NIL |

No EGM has been conducted during FY 2025-26

### Postal Ballot:

During the year under review, the Company has conducted a Postal Ballot through remote e-voting process vide Notice dated 07.02.2026 for obtaining the approval of the members for the special business item set out in the said notice. The details of resolution passed through postal ballot (remote e-voting) process on 20.03.2026 are as follows:

| Particulars of Resolution | Type of resolution | Total No. of remote e-votes | Votes cast in favour | | Votes cast against | | Invalid votes cast |
|---|---|---|---|---|---|---|---|
| | | | No. of Votes | % of Votes | No. of Votes | % of Votes | |
| Approval for the re-appointment of Dr. Vinay Balaji Naidu (DIN: 09232643) as a Non-Executive Independent Director of the Company for a second term of five consecutive years with effect from August 04, 2026. | Special | 1,75,94,421 | 1,75,94,146 | 100 | 275 | Negligible | - |

The Board of Directors had appointed Sri. M. D. Selvaraj, FCS (Membership No. FCS 960 / CP No. 411), Managing Partner of M/s. MDS & Associates LLP, Company Secretaries, Coimbatore, as Scrutinizer for conducting the postal ballot voting process in a fair and transparent manner.

### Procedure for postal ballot.

Pursuant to the provisions of Section 108 & 110 of the Companies Act, 2013 read with Rule 22 of the Companies (Management and Administration) Rules, 2014 (as amended) and Regulation 44 of SEBI (Listing Obligations and Disclosure Requirements) Regulations, 2015 read with the relevant MCA and SEBI Circulars, the special resolution as specified in the Notice of the Postal Ballot dated 07.02.2026 (as specified above) was transacted through remote e-voting process.

The Company has engaged the services of Central Depository Services Limited (CDSL) for providing e-voting facility to the members.

The members holding shares (either in physical form or dematerialised form) as on the cut-off date of Friday, February 13, 2026, were provided the option of exercising their right to vote on the said resolution through remote e-voting process only during the period commencing from Thursday, 19.02.2026 at 09:00 AM (IST) to Friday, 20.03.2026 at 05:00 PM (IST) (both days inclusive). Upon completion of the voting period, the scrutinizer completed the scrutiny of postal ballot (remote e-voting) process and submitted his report to the Director, duly authorized by the Executive Chairman of the Company, on March 21, 2026 and the results of the remote e-voting were declared on March 21, 2026. The voting results along with the report of the scrutinizer were submitted to BSE Ltd and National Stock Exchange of India Limited (NSE) and placed the same on the website of the Company and CDSL (e-voting agency) within the stipulated time.

### Postal Ballot proposed to be conducted:

As on date of this report, the Company does not foresee the need for conducting postal ballot to pass any resolution in the current financial year.

## 11.MEANS OF COMMUNICATION

We have practice of sending Annual Reports, General Meeting Notices and all the other communications to each Shareholders at their registered e-mail id or registered address through post or courier on request.

The Company's official news releases and Investor/ Analyst/ Corporate Presentations are also updated on this website. These are also submitted quarterly to the BSE Limited (BSE) and The National Stock Exchange of India Limited (NSE), in accordance with the Listing Regulations. The Shareholding pattern and corporate governance report are also submitted to NSE through NSE Electronic Application Processing System (NEAPS) and BSE on the website listing.bseindia.com.

The Shareholding pattern, reconciliation of Share Capital Audit Report and other corporate governance disclosures as per Listing Regulations are filed electronically through the respective listing centers of the Stock Exchanges and Investor Complaints are addressed suitably and through SEBI Complaints Redressal System (SCORES) for complaints received on the SCORES platform.

| | |
|---|---|
| **Quarterly Financial Results** | The Quarterly, Half yearly and Annual Financial Results of the Company are available on the website of the Company ***www.lgb.co.in***. The copies are also sent to concerned Stock Exchanges within the stipulated timeline after they are approved by the Board so as to enable them to disseminate on their website and also, the abridged form of the financial results are published in one widely circulated English Newspaper (Financial Express) and a Vernacular (Tamil) Newspaper (Malaimalar) and simultaneosly posted on the company's website ***www.lgb.co.in***. The Company has a dedicated help desk with email ID: ***secretarial@lgb.co.in*** the Secretarial Department for providing necessary information to the investors. |
| **Official News Releases:** | Official news releases are made whenever it is considered necessary |
| **The presentation made to institutional investors or to the analysts** | There was no specific presentation made to the Investors or Analysts during the year under review. |

## 12.GENERAL SHAREHOLDERS INFORMATION

| | | |
|---|---|---|
| **Annual General Meeting (date, time and venue)** | Annual General Meeting is proposed to be held on Wednesday, August 26, 2026, At 10.00 AM (IST) through Video Conferencing (VC) or Other Audio Visual Means (OAVM) for which purpose, the Registered Office of the Company situated at 6/16/13 Krishnarayapuram road, Ganapathy Post, Coimbatore – 641 006 shall be deemed as the venue for the Meeting. | |
| **Financial Year** | April 1 to March 31<br>For the quarter and year ended March 31st, 2026, the financial results were announced on 2nd May, 2026. | |
| **Financial Year 2026 - 2027 * Tentative** | Quarter ending June 30, 2026 | End of July 2026* |
| | Quarter ending September 30, 2026 | End of October 2026* |
| | Quarter ending December 31, 2026 | End of January 2027* |
| | Year ended March 31, 2027 | End of April 2027* |
| **Date of Book Closure** | The dates of Book Closure are from Thursday, August 20, 2026, to Wednesday, August 26, 2026 (both days inclusive) | |
| **Dividend payment date** | Dividend, if declared at the ensuing Annual General Meeting, shall be remitted electronically i.e. through NACH/NEFT etc., wherever bank details of shareholders are available and in other cases, through demand drafts on or before 18th September, 2026 | |
| **a) Listing on Stock Exchanges:** | BSE Ltd, Mumbai<br>National Stock Exchange of India Ltd, Mumbai. | |
| **b) Securities Code** | BSE Ltd Equity Scrip Code: 500250<br>The National Stock Exchange of India Ltd – Symbol: LGBBROSLTD | |
| **The International Security Identification Number (ISIN)** | INE337A01034 | |

The Company has paid the Listing Fees for the year 2026 - 2027 to the above Stock Exchanges.

The Shares of the Company are regularly traded and in no point of time the shares were suspended for trading in any of the stock exchanges.

### REGISTRAR & TRANSFER AGENTS

**M/s.Cameo Corporate Services Limited,**
"Subramanian Building" No.1 Club House Road, Chennai – 600 002,
Phone : 044 4002 0700 | ***https://wisdom.cameoindia.com***

### SHARE TRANSFER SYSTEM AND DEMATERIALISATION OF SHARES AND LIQUIDITY

Members may please note that SEBI, vide its Circular No. SEBI/HO/MIRSD/MIRSD_RTAMB/P/CIR/2022/8 dated 25 January, 2022, has mandated Listed Companies to issue securities in demat form only while processing service requests viz. Issue of duplicate securities certificate; claim from Unclaimed Suspense Account; Renewal/ Exchange of securities certificate; Endorsement; Sub-division/Splitting of securities certificate; Consolidation of securities certificates/folios; Transmission and Transposition. Accordingly, Shareholders are requested to make service requests by submitting a duly filled and signed Form ISR-4. It may be noted that any service request can be processed only after the folio is KYC compliant. In terms of amended Regulation 40 of Listing Regulations, SEBI

has mandated that all requests for transfer of securities including transmission and transposition requests shall be processed only in dematerialised form. In view of the same and to eliminate all risks associated with physical shares and avail various benefits of dematerialisation, Members are advised to dematerialise the shares held by them in physical form. Members can contact the Company or RTA, for assistance in this regard.

Cameo Corporate Services Limited, the Registrar and Share Transfer Agents looks after the share transfer system in the Company. Further, the Board has delegated the authority for approving transfer, transmission, etc. of the Company's securities to the Stakeholders' Relationship Committee of the Board.

The transfer requests are processed within 15 days of receipt of the documents, if documents are found in order. Shares under objection are returned within 15 days.

There are no legal proceedings pending against the Company before the National Company Law Tribunal in respect of dispute over title to shares in which the Company has been made a party.

## DISTRIBUTION OF SHAREHOLDING:

The shareholding distribution of the Equity Shares as on March 31, 2026 is given below:-

| Range | No.of Holders | No. of Shares [Face Value of ₹ 10/-] | % of Shares |
|---|---|---|---|
| 1-100 | 27,970 | 7,67,210 | 2.41 |
| 101-500 | 7,081 | 17,05,516 | 5.35 |
| 501-1000 | 1,438 | 10,79,347 | 3.38 |
| 1000-2000 | 819 | 11,91,124 | 3.73 |
| 2001-3000 | 283 | 7,10,183 | 2.23 |
| 3001-4000 | 159 | 5,66,510 | 1.78 |
| 4001-5000 | 97 | 4,41,869 | 1.39 |
| 5001-10000 | 205 | 14,36,505 | 4.50 |
| 10001-and above | 232 | 2,39,94,152 | 75.23 |
| Total | **38,274** | **3,18,92,416** | **100.00** |

## PATTERN OF SHAREHOLDING AS ON MARCH 31ST, 2026

| Sl. No | Category | No of Holders | No. of Shares held | % to paid-up capital |
|---|---|---|---|---|
| 1. | Promoters and promoter group | 10 | 1,11,06,905 | 34.83 |
| 2. | Mutual Funds/UTI | 11 | 42,55,456 | 13.34 |
| 3. | Financial Institutions/Banks | 1 | 4 | 0 |
| 4. | FII/NRI/OCB | 1,385 | 6,75,128 | 2.12 |
| 5. | Bodies Corporate / Clearing Member | 376 | 8,93,759 | 2.80 |
| 6 | Investor Education & Protection Fund | 1 | 74,580 | 0.23 |
| 7. | Public | 36,488 | 1,48,86,584 | 46.68 |
| | **Total** | **38,274** | **31892416** | **100.00** |



## DEMATERIALIZATION OF SHARES AND LIQUIDITY

| Particulars | No. of Shares | Percentage (in Share Capital) |
|---|---|---|
| National Securities Depository Limited | 2,80,32,585 | 87.90 |
| Central Depository Services (India) Limited | 35,62,070 | 11.17 |
| Physical | 2,97,761 | 0.93 |
| **Total** | **3,18,92,416** | **100.00** |

## OUTSTANDING GDRS/ADRS/WARRANTS OR ANY CONVERTIBLE INSTRUMENTS, CONVERSION DATE AND LIKELY IMPACT ON EQUITY

As on March 31, 2026, the Company does not have any outstanding GDRs/ADRs/warrants or any convertible instrument

## PLANT LOCATION & ADDRESSES

### TAMILNADU & PONDICHERRY

| | |
|---|---|
| 1 | LGB Corporate Office: 6/16/13, Krishnarayapuram Road, Ganapathy, Coimbatore Pincode - 641 006 |
| 2 | Special Machines Division: S.F.NO. 402 (Part), G V Garden, Indira Garden Road, Uppilipalayam Post, Coimbatore - 641015. |
| 3 | PMA Plant: 1238, Trichy Road, Coimbatore - 641018 |
| 4 | PMD - III Plant: NH 948, Kumarapalayam Road, Kariyampalayam Village, Annur, Coimbatore, Tamilnadu 641 653 |
| 5 | Chinnavedampatti Plant: SF No 62/1, Athipalayam Road, Samburayar Thottam, Chinnavedampatti Post, Coimbatore-641049 |
| 6 | Sathyamangalam Plant : 70/1B, Udhayamarathu Medu Kombu Pallam, Ikkarai, Nehamam Village,Sathyamangalam, Erode, Tamil Nadu, 638401 |
| 7 | Annur Chain Assembly Plant: SF No 394/1,Sathy Main Road, Ganesapuram,Kattampatti Village, Annur Tk, Coimbatore- 641107 |
| 8 | Ganesapuram Plant: D.No.H/767, Kunnathur, Ganesapuram, Annur Taluk, Coimbatore - 641107 |
| 9 | Kunnathur Plant: SF No.1/561, Kunnathur Post, S.S.Kulam (Via), Coimbatore-641107 |
| 10 | Annur Plant: 269/A, Ganeshapuram, Kattampatti (Post), Coimbatore- 641107 |
| 11 | Kadathur Plant: SF.No.288, Kadathur Village, Coimbatore- 641107 |
| 12 | K. Palayam Plant: SF No. 195, Pillaiyar Kovil Street, Near Power House, Kottaipalayam Post Coimbatore Pincode - 641 110. |
| 13 | Vaiympalayam Plant: SF. No. 47 & 50, Kondayampalayam Village, Vaiyampalayam PO, Coimbatore Pincode - 641110. |
| 14 | FPD - II Plant: Fine Products Division SF 226/1B C, Kumarapalayam Road, Annur, Coimbatore-641653 |
| 15 | PMD - II - Plant: 3/142-A, Kovai Road, Ottrapalayam Village, Annur, Coimbatore Pincode - 641 653 |
| 16 | Pillaiappampalayam Plant : S.F NO.225 - 227, 123-C, Pillaiappampalayam, Annur Road, Coimbatore-641653 |
| 17 | FPD Pongalur Plant : S.F.NO.1/175, Sathy Road, Pongalur Post, Puliampatti, Coimbatore-638459 |
| 18 | Forged Roller Division & Rubber Belt Division : Mochakottampalayam, Vishwanathapuri, Karur Pincode - 639 002 |



CORPORATE INFORMATION | TABLE OF CONTENTS | AGM NOTICE | DIRECTOR'S REPORT | MANAGEMENT DISCUSSION AND ANALYSIS REPORT | CORPORATE GOVERNANCE REPORT | BUSINESS RESPONSIBILITY REPORT | STANDALONE AUDIT REPORT | STANDALONE FINANCIAL STATEMENT | CONSOLIDATED AUDIT REPORT | CONSOLIDATED FINANCIAL STATEMENT

| | |
|---|---|
| 19 | RSP Gudalur Plant : D.Gudalur (PO), Vedasanthur (Tk), Dindigul (Dist), D.Gudalur- 624620 |
| 20 | Ambattur Plant: No. 49, Sidco Industrial Estate, Ambattur Chennai Pincode 600098 |
| 21 | Vallam Vadagal Plant: Plot No G - 109, Sipcot Industrial Park, Vallam Vadagal, Oragadam, Sriperumpudur, Kancheepuram-602105 |
| 22 | Pondicherry Plant: 139/1, Ramanathapuram Village, Pathukamu, Koodapakkam Post, Pondicherry – 605502 |
| 23 | Machining Division - Madukarai Main Road, Mangalam, Pondicherry - 605110 |
| 24 | LGB HOSUR - 29/1, TVS ROAD KOTHUR SIPCOT POST, Krishnagiri, Tamilnadu-635109 |
| 25 | SHOOLAGIRI PLANT: Sulagiri Bypass Road, Hosur, SIPCOT INDUSTRIAL PARK, SHOOLAGIRI, Krishnagiri, Tamil Nadu, |
| 26 | SOLAR POWER PLANT, Nilakottai Taluk, viralipatti Village, Batlagundu, Dindigul, Tamil Nadu, 624202 |
| | **KARNATAKA** |
| 27 | Bangalore Plant: No.4-A, Bommasandra Industrial Area, Anekal Taluk, Bangalore Pincode - 560 009. |
| 28 | Mysore Plant: No. 24, industrial Suburb Mysore Pincode - 570 008. |
| 29 | LAKSHMISAGAR PLANT: Site No 42, TMC Assessment no .764/1022/42, Attibele Hobli, Anekal Taluk,Sreenidhi Sacred Springs, BSNL, Lakshmisagar Village, Bengaluru Urban, Karnataka, 560099 |
| | **MAHARASTRA** |
| 30 | Chakan Plant: 343/4 Industrial Shed, Chakan Talegaon Road, Behind Hotel Marriot, Mahalunge, Khed, Pune - 410501 |
| 31 | Ahmed Nagar Plant: MIDC, Supa Area, Supa Parner Industrial Area, Ahmed Nagar, Maharashtra Pincode - 414 301 |
| 32 | Jalna Plant: Plot No. A -7, Jalna Phase III, Industrial Area (MIDC) Maharashtra - 431 213 |
| 33 | Nagpur Plant: Plot No, A-9/1, Additional Butibori Industrial Area MIDC, Tarsi Village, Nagpur, Maharashtra, 441112 |
| | **RAJASTHAN** |
| 34 | Khushkhera Plant, G-1, 356 RIICO Industrial Area, Alwar District Pincode - 301707, RAJASTHAN |
| 35 | Neemrana Plant : Plot No E 1 Industrial Area, EPIP (RIICO), Neemrana (Behror)-301705 |
| | **UTTARAKHAND** |
| 36 | Rudrapur Plant: Khasra no 390, Near NRI lake city, Danpur Kashipur Road, Udham Singh Nagar, Uttarakhand, 263153 |
| 37 | Pant Nagar Plant: Sector -9,Plot No.16, IIE-Pant Nagar, Sidcul,Udham Singh Nagar, Rudrapur, -26315 |
| | **HARYANA** |
| 38 | Bawal Plant: Plot No 285, Sector 3 IMT Bawal District, Rewari, Haryana - 123501 |
| 39 | MANESAR PLANT: Plot No.17, Sector 3 IMT Manes, Gurgaon-122050 |

**Address for Correspondence**

*M.Lakshmikanth Joshi,*
*Senior General Manager (Legal) and Company Secretary*
6/16/13, Krishnarayapuram Road, Ganapathy Post, Coimbatore – 641 006.
Phone No.0422-4611212, email: *lk.joshi@lgb.co.in*

**Exclusive e-mail ID for Investor Grievances:**

The following e-mail ID has been designated for communicating investors' grievances:- *secretarial@lgb.co.in*

**List of all credit ratings obtained by the Company along with any revisions thereto during the relevant financial year:**

ICRA has reaffirmed the credit rating of (ICRA) AA for the long term and (ICRA) A1+ for short term assigned for bank line and long term rating of (ICRA) AA assigned for fixed deposit Programme. The Company does not have any Debt instruments or any scheme involving mobilization of funds either in India or abroad that requires Credit Rating as on March 31, 2026.

## 13. DISCLOSURES

**a. Disclosure on materially significant related party transactions that may have potential conflict with the interests of the listed entity at large**

During the period under review, there have been no materially significant related party transactions, monetary transactions or relationships between the Company and directors, the Management, Key Managerial Personnel, Subsidiaries or relatives, except for those disclosed in the Notes on Accounts, forming part of the Annual Report. The policy on Related Party Transactions is hosted on the website of the Company under the web link: *https://www.lgb.co.in/wp-content/uploads/2026/03/Policy-on-Materiality-of-Related-Party-Transaction-and-Dealing-with-Related-Party-Transaction.pdf*

**b) Details of non-compliance by the listed entity, penalties, strictures imposed on the Company by stock exchange(s) or the board or any statutory authority, on any matter related to capital markets, during the last there years**

There were no instances of non-compliances, penalties, strictures imposed on the Company by the Stock Exchanges, SEBI or any statutory authority, on any matter related to capital markets, during the last three years.

**c) Details of establishment of vigil mechanism / whistle blower policy, and affirmation that no personnel has been denied access to the audit committee**

The Board of Directors of the Company had adopted the Whistle Blower Policy. A mechanism has been established for employees to report concerns about unethical behaviour, actual or suspected fraud, or violation of Code of Conduct and Ethics. It also provides for adequate safeguards against the victimization of employees who avail of the mechanism and allows direct access to the Chairperson of the Audit Committee in exceptional cases. The Audit Committee reviews periodically the functioning of whistle blower mechanism. There is no complaint received during the Financial Year ended March 31, 2026.

No personnel have been denied access to the Audit Committee. The Whistle Blower Policy has been disclosed on the Company's website under the web link: *https://www.lgb.co.in/wp-content/uploads/2021/08/whistle-blower-policy.pdf*

**d) Details of compliance with mandatory requirements and adoption of the non-mandatory requirements**

As of 31 March 2026, all mandatory requirements of the Listing Regulations have been complied by the Company. The status of compliance with the discretionary requirements, as stated under Part E of Schedule II to the SEBI Listing Regulations are as under:

Modified Opinion(s) in Audit Report, if any: The Auditors have expressed an unmodified opinion in their report on the financial statements of the Company Reporting of Internal Auditor: The Internal Auditor of the Company directly reports to the Audit Committee.

**e) Web link where policy for determining 'material' subsidiaries is disclosed**

The Board of Directors of the Company has, in accordance with the Listing Regulations, approved and adopted a Policy for determining material subsidiaries and the said policy as uploaded on the website of the Company can be accessed at the weblink *https://www.lgb.co.in/wp-content/uploads/2025/04/POLICY-FOR-DETERMINING-MATERIAL-SUBSIDIARIES.pdf*

**f) Dividend Distribution Policy**

The Company has formulated the Dividend Distribution Policy as required under Regulation 43A of the Listing Regulations and also available on the website of the Company at *https://www.lgb.co.in/wp-content/uploads/2021/09/LGB-Dividend-Distribution-Policy.pdf*

**g) Commodity price risk / foreign exchange risk and commodity hedging activities**

During the Financial Year ended March 31, 2026, the Company has not engaged in commodity hedging activities.

**h. Details of utilization of funds raised through preferential allotment or qualified institutions placement as specified under Regulation 32 (7A) of Listing Regulations**

The amount raised through the allotment of 5,00,000 (five lakhs) Equity Shares having face value of ₹ 10/- each fully paid up at an issue price of ₹ 1,292/- per share, including premium of ₹ 1,282/- per share to the Person(s) belonging to Promoter/Promoter Group of the Company on preferential basis made on 23rd September 2024 pursuant to the conversion of 5,00,000 (Five Lakhs) Fully Convertible Warrants ('Warrants") aggregating to ₹ 6,460 lakhs were fully utilized during the Financial Year 2024-25 for the objects stated in the offer document/explanatory statement to the Notice of Extra-Ordinary General Meeting held on March 2, 2024 and there was no deviation or variation in the use of the said funds.

Other than the above, the Company has not raised any funds through preferential allotment or qualified institutional placement as specified under Regulation 32 (7A) of SEBI (Listing Obligations and Disclosure Requirements) Regulations, 2015.

**i. Certificate from a Company Secretary In Practice with regard to Disqualification Of Directors:**

A certificate from Sri. M. D. Selvaraj, FCS (Membership No. FCS 960 / CP No. 411), Managing Partner of M/s. MDS & Associates LLP, Company Secretaries, Coimbatore certifying that none of the Directors on the Board of the Company have been debarred or disqualified from being appointed or continuing as Directors of companies by the Board/Ministry of Corporate Affairs or any such statutory authority and certificate is annexed to this report.

**j. Acceptance of recommendations of committees:**

During the financial year 2025-26, the Board of Directors has accepted all the recommendations of the committees of the Board.

**k.** Details of total fees for all services paid by the Company to the Statutory Auditor and all entities in the network firm/network entity of which the Statutory Auditor is a part have been included in the notes to Financial Statements which forms integral part of the Annual Report.

**l. The Company has in a place a Sexual Harassment Policy in line with the requirement of Sexual Harassment of Women at workplace (Prevention, Prohibition and Redressal) Act, 2013.**

Internal Compliants Committee (ICC) has been set up to redress the complaints received in connection with the sexual harassment in any form.

All employees (permanent, contractual, temporary, trainees) are covered under this policy.

| | | |
|---|---|---|
| A | Number of complaints filed during the financial year | NIL |
| B | Number of complaints disposed of during the financial year | NIL |
| C | Number of complaints pending as on end of financial year | NIL |

**m. 'Loans and advances' in the nature of loans to firms/companies in which directors are interested by name and amount:** Not applicable.

**n. Details of material subsidiaries including the date and place of incorporation and the name and date of appointment of the statutory auditors of such subsidiaries:**

The Company has no material subsidiary and hence, the disclosure under this clause is not applicable.

## 14. COMPLIANCE TO REQUIREMENTS OF CORPORATE GOVERNANCE REPORT:

The Company has duly complied with the requirements of the Corporate Governance Report of Sub-paras (2) to (10) of Part C of Schedule V of the Listing Regulations.

**15.** Apart from the above, the Company has not adopted any of the discretionary requirements as specified in Part E of Schedule II of SEBI Listing Regulations.

## GENERAL DISCLOSURES:

### DISCLOSURE OF ACCOUNTING TREATMENT

In the preparation of the Financial Statements, the Company has followed the applicable Indian Accounting Standards referred to in Section 133 of the Companies Act, 2013. The significant accounting policies which are consistently applied are set out in the Notes to the Financial Statements.

### RISK MANAGEMENT

Business risk evaluation and Management is an ongoing process within the Company. The assessment is periodically examined by the Board.

### DISCLOSURE OF AGREEMENTS BINDING THE COMPANY

The Company does not have any agreements specified under Regulation 30A read with Clause 5A of Para A of Part A of Schedule III to the listing regulations.

### DISCLOSURES WITH RESPECT TO THE DEMAT SUSPENSE ACCOUNT / UNCLAIMED SUSPENSE ACCOUNT

Pursuant to Regulation 39(4) of the SEBI Listing Regulations, read with Schedule VI of the said Regulations, the Company has dematerialized shares which have been returned undelivered by postal authorities and shares lying unclaimed after sub-division. The dematerialized shares are held in an 'Unclaimed Suspense Account' opened with a depositary participant associated with NSDL.

Any corporate benefits accruing on such shares, viz. bonus shares, split etc., shall also be credited to an unclaimed suspense account, for a period of seven years and thereafter shall be transferred by the Company to IEPF, in accordance with provisions of Section 124(5) and (6) of the Companies Act, 2013 and Rules made thereunder transferred to the Suspense Escrow Account and the voting rights thereon have been frozen till the shares are claimed by the rightful owners.

| Particulars | Number of Shareholders | Number of equity shares |
|---|---|---|
| Aggregate number of members and the outstanding equity shares in the unclaimed suspense account lying at the beginning of the year i.e. April 1, 2025 | 220 | 43,014 |
| Number of members who approached the Company / RTA for transfer of equity shares from unclaimed suspense account during the year ended on March 31, 2026 | 1 | 480 |

| Particulars | Number of Shareholders | Number of equity shares |
|---|---|---|
| Number of members to whom equity shares were transferred from unclaimed suspense account during the year ended on March 31, 2026 | - | - |
| Number of equity shares transferred to IEPF authority from unclaimed suspense account during the year ended on March 31, 2026 | - | - |
| Aggregate number of members and the outstanding equity shares lying in the unclaimed suspense account at the end of the year i.e. as on March 31, 2026 | 219 | 42,534 |

## 16. DISCLOSURE OF COMPLIANCE WITH CORPORATE GOVERNANCE REQUIREMENTS

The Company has complied with all the mandatory requirements specified in Regulations 17 to 27 and clauses (b) to (i) of sub – regulation (2) of Regulation 46 of the Listing Regulations.

## CERTIFICATE FROM CEO/CFO

The CEO/CFO certification of the Financial Statements for the year has been submitted to the Board of Directors, in its meeting held on 02.05.2026 as required under SEBI (Listing Obligations and Disclosure Requirements) Regulations, 2015.

## CODE OF CONDUCT FOR PREVENTION OF INSIDER TRADING

The Company has framed a code of conduct for prevention of insider trading based on SEBI (Prohibition of Insider Trading) Regulations, 2015. This code is applicable to all Directors / Officers / Designated Employees. The code ensures the prevention of dealing in shares by persons having access to unpublished price sensitive information. The Company has also formulated "The Code of Practices and Procedures for Fair Disclosure of Unpublished Price Sensitive Information (UPSI)" in compliance with SEBI (Prohibition of Insider Trading) Regulations, 2015. The Company has also adopted structured digital database system to monitor and control the Prohibition of Insider Trading as per the SEBI (Prohibition of Insider Trading) Regulations, 2015.

The Company has also formulated "The Code of Practices and Procedures for Fair Disclosure of Unpublished Price Sensitive Information (UPSI)" in compliance with the SEBI (Prohibition of Insider Trading) Regulations, 2015.

## CODE OF CONDUCT

The Board of Directors have laid down a code of conduct for all Board Members and Senior Management of the Company. The same has been posted on the website of the Company. All Board Members and Senior Management personnel have affirmed their compliance with the code of conduct for the year under review.

**By Order of the Board**

Place : Coimbatore
Date : 02.05.2026

**B. VIJAYAKUMAR**
Executive Chairman
DIN: 00015583

**P. PRABAKARAN**
Managing Director
DIN: 01709564

## 17. DECLARATION - CODE OF CONDUCT

I, P. Prabakaran (DIN: 01709564), Managing Director of L.G.Balakrishnan & Bros Limited, declare that all the Members of the Board of Directors and Senior Management have, for the year ended March 31, 2026 affirmed compliance with the Code of Conduct laid down by the Board of Directors and Senior Management in terms of Regulation 26 (3) & (5) read with Schedule V of SEBI (Listing Obligations and Disclosure Requirements) Regulations, 2015.

Place : Coimbatore
Date : 02.05.2026

**P. PRABAKARAN**
Managing Director
DIN: 01709564

## CERTIFICATE ON CORPORATE GOVERNANCE FOR THE YEAR ENDED MARCH 31, 2026

To

The Members of **L G Balakrishnan & Bros Limited**

We have examined the compliance conditions of Corporate Governance by M/s. L G Balakrishnan & Bros Limited ("the Company") for the financial year ended March 31, 2026 as stipulated under SEBI (Listing Obligations and Disclosure Requirements) Regulations, 2015.

The compliance of conditions of Corporate Governance is the responsibility of the Management. Our examination was limited to a review of the procedures and implementations thereof adopted by the Company for ensuring compliance with the conditions of Corporate Governance as stipulated under SEBI (Listing Obligations and Disclosure Requirements) Regulations, 2015. It is neither an audit nor an expression of opinion on the financial statements of the Company.

In our opinion and to the best of our information and according to the explanation given to us and based on the representations made by the Directors and Management, we certify that the Company has complied with the conditions of Corporate Governance as stipulated under SEBI (Listing Obligations and Disclosure Requirements) Regulations, 2015 for the financial year ended 31st March, 2026.

We further state that such compliance is neither an assurance as to the future viability of the company nor of the efficiency or effectiveness with which the management has conducted the affairs of the Company.

For **MDS & Associates LLP**
Company Secretaries
**M D SELVARAJ**
Managing Partner
FCS No.: 960 / C P No.: 411
Peer Review No. 6468/2025
UDIN: F000960H000248636

**Place : Coimbatore**
**Date : 02.05.2026**

# ULTRASONIC CLEANING
# @ PILLAIAPPAMPALAYAM



## CERTIFICATE OF NON-DISQUALIFICATION OF DIRECTORS

**(pursuant to Regulation 34(3) and Schedule V Para C clause (10)(i) of the SEBI (Listing Obligations and Disclosure Requirements) Regulations, 2015)**

To

The Members,
L G Balakrishnan & Bros Limited
CIN: L29191TZ1956PLC000257
6/16/13, Krishnarayapuram Road
Ganapathy, Coimbatore -641006, Tamil Nadu, India

We have examined the relevant registers, records, forms, returns and disclosures received from the Directors of **M/s. L G Balakrishnan & Bros Limited** having **CIN: L29191TZ1956PLC000257** and having registered office at 6/16/13, Krishnarayapuram Road, Ganapathy, Coimbatore -641006, Tamil Nadu, India (hereinafter referred to as 'the Company'), produced before us by the Company for the purpose of issuing this Certificate, in accordance with Regulation 34(3) read with Schedule V Para-C Sub clause 10(i) of the Securities Exchange Board of India (Listing Obligations and Disclosure Requirements) Regulations, 2015.

In our opinion and to the best of our information and according to the verifications (including Directors Identification Number (DIN) status at the portal ***www.mca.gov.in***) as considered necessary and explanations furnished to us by the Company & its officers, we hereby certify that none of the Directors on the Board of the Company, as stated below for the Financial Year ending on 31st March, 2026, have been debarred or disqualified from being appointed or continuing as Directors of companies by the Securities and Exchange Board of India, Ministry of Corporate Affairs or any such other Statutory Authority.

| Sl.No. | Name of the Director | DIN | Date of original Appointment in Company |
|---|---|---|---|
| 1. | Mr. Balakrishnan Vijayakumar^ - Executive Chairman | 00015583 | 25-11-1986 |
| 2. | Mr. Palanisamy Prabakaran& - Managing Director | 01709564 | 21-03-1988 |
| 3. | Mr. Rajiv Parthasarathy# - Executive Director | 02495329 | 10-06-2021 |
| 4. | Mrs. Rajsri Vijayakumar | 00018244 | 30-10-2006 |
| 5. | Mr. Sitharaman Sivakumar | 00016040 | 28-06-1996 |
| 6. | Mrs. Kanchana Manavalan | 07497403 | 31-01-2019 |
| 7. | Mr. Rajkumar Doraisamy Gopalasamy@ | 00197696 | 29-04-2019 |
| 8. | Mr. Vinay Balaji Naidu | 09232643 | 04-08-2021 |
| 9. | Mr. Dinesh Kumar$ | 10586227 | 01-09-2024 |
| 10. | Mrs. Sadhana Vidhya Shankar$ | 10753375 | 01-09-2024 |

^ Re-appointed as Executive Chairman for a further period of 5 years effective from 1st January, 2025
& Re-appointed as Managing Director for a further period of 5 years effective from 1st June, 2024
# Re-appointed as Executive Director for a further period of 5 years effective from 1st August, 2024
@ Re-appointed as Independent Director for the second term of 5 years effective from 29th April, 2024
$ Appointed as Independent Director for the first term of 5 years effective from 1st September, 2024

Ensuring the eligibility for the appointment / re-appointment / continuity of every Director on the Board is the responsibility of the Management of the Company. Our responsibility is to express an opinion on these based on our verification. This certificate is neither an assurance as to the future viability of the Company nor of the efficiency or effectiveness with which the Management has conducted the affairs of the Company.

For **MDS & Associates LLP**
Company Secretaries
**M D SELVARAJ**
Managing Partner
FCS No.: 960 / C P No.: 411
Peer Review No. 6468/2025
UDIN: F000960H000248680

Place : Coimbatore
Date : 02.05.2026

ANNEXURE - I

## BUSINESS RESPONSIBILITY & SUSTAINABILITY REPORTING FORMAT

## SECTION A: GENERAL DISCLOSURES

### I Details

| | |
|---|---|
| 1. Corporate Identity Number (CIN) of the Listed Entity | L29191TZ1956PLC000257 |
| 2. Name of the Listed Entity | L.G. BALAKRISHNAN & BROS LIMITED |
| 3. Year of incorporation | 24.03.1956 |
| 4. Registered office address | 6/16/13, Krishnarayapuram Road, Ganapathy, Coimbatore - 641 006. |
| 5. Corporate address | 6/16/13, Krishnarayapuram Road, Ganapathy, Coimbatore - 641 006. |
| 6. E-mail | info@lgb.co.in |
| 7. Telephone | 0422 2532325 |
| 8. Website | https://www.lgb.co.in |
| 9. Financial year for which reporting is being done | April 1, 2025 to March 31, 2026 |
| 10. Name of the Stock Exchange(s) where shares are listed | 1. BSE Limited<br>2. The National Stock Exchange of India Ltd |
| 11. Paid-up Capital | ₹ 31,89,24,160 |
| 12. Name and contact details (telephone, email address) of the person who may be contacted in case of any queries on the BRSR report: | Sri.P.Prabakaran<br>Managing Director<br>p.prabakaran@lgb.co.in<br>0422 2532325 |
| 13. Reporting boundary - Are the disclosures under this report made on a standalone basis (i.e. only for the entity) or on a consolidated basis (i.e. for the entity and all the entities which form a part of its consolidated Financial Statements, taken together). | Disclosures made in this report are on a standalone basis |
| 14. Name of assurance provider | Not Applicable |
| 15. Type of assurance obtained | Not Applicable |

### II. Products/services

**16. Details of business activities (accounting for 90% of the turnover):**

| S. No. | Description of Main Activity | Description of Business Activity | % of Turnover of the entity |
|---|---|---|---|
| 1. | Transmission | Manufacture of Transmission Chains for Automotive and Industrial application | 83.30% |
| 2. | Metal Forming | Manufacture of Fine Blanking Products for Automotive Sector | 16.70% |

**17. Products/Services sold by the entity (accounting for 90% of the entity's Turnover):**

| S. No. | Product/Service | NIC Code | % of total Turnover contributed |
|---|---|---|---|
| 1. | Transmission | 2814 | 83.30% |
| 2. | Metal Forming | 2592 | 16.70% |

### III. Operations

**18. Number of locations where plants and/or operations/offices of the entity are situated:**

| Location | Number of plants | Number of offices | Total |
|---|---|---|---|
| **National** * | 40 | 40 | 80 |
| **International** * | 2 | 2 | 4 |

* including subsidiary entities

**19. Markets served by the entity:**

**(a) Number of locations**

| Locations | Number |
|---|---|
| National (No. of States) | We supply our products to most of the States in India |
| International (No. of Countries) | We export our products to about 30 countries |

**(b) What is the contribution of exports as a percentage of the total turnover of the entity?**

Exports contribute around 11.58% of the total turnover of the entity

**(c) A brief on types of customers.**

L.G.Balakrishnan & Bros Limited is one of India's leading manufacturer of Automotive & Industrial Chains, Sprockets, Tensioners, Fine Blanking, Forging, Precision Machined Parts, Rubber Parts, Engine assembly and Sub-Assemblies and the Company serves a diversified customer base including Indian and global OEMs. In addition to supplying OEMs, the Company also sells products in the aftermarket.

### IV. Employees

**20 . Details as at the end of Financial Year:**

**a. Employees and workers (including differently abled):**

| S. No. | Particulars | Total (A) | Male | | Female | |
|---|---|---|---|---|---|---|
| | | | No. (B) | % (B / A) | No. (C) | % (C / A) |
| | **EMPLOYEES** | | | | | |
| 1. | Permanent (D) | 3290 | 3145 | 96% | 145 | 4% |
| 2. | Other than Permanent (E) | 439 | 322 | 73% | 117 | 27% |
| 3. | **Total employees (D + E)** | 3729 | 3467 | 93% | 262 | 7% |
| | **WORKERS** | | | | | |
| 4. | Permanent (F) | 427 | 424 | 99% | 3 | 1% |
| 5. | Other than Permanent (G) | 10539 | 7707 | 73% | 2832 | 27% |
| 6. | **Total workers (F + G)** | 10966 | 8131 | 74% | 2835 | 26% |

**b. Differently abled Employees and workers:**

| S. No | Particulars | Total (A) | Male | | Female | |
|---|---|---|---|---|---|---|
| | | | No. (B) | % (B / A) | No. (C) | % (C / A) |
| **DIFFERENTLY ABLED EMPLOYEES** | | | | | | |
| 1. | Permanent (D) | 5 | 5 | 100% | - | - |
| 2. | Other than Permanent (E) | - | - | - | - | - |
| **3.** | **Total differently abled employees (D + E)** | 5 | 5 | 100% | - | - |
| **DIFFERENTLY ABLED WORKERS** | | | | | | |
| 4. | Permanent (F) | - | - | - | - | - |
| 5. | Other than permanent (G) | - | - | - | - | - |
| **6.** | **Total differently abled workers (F + G)** | - | - | - | - | - |

**21. Participation/Inclusion/Representation of women**

| | Total (A) | No. and percentage of Females | |
|---|---|---|---|
| | | No. (B) | % (B / A) |
| Board of Directors | 10 | 3 | 30 % |
| Key Management Personnel | 5 | Nil | Nil |

**22. Turnover rate for permanent employees and workers. (Disclose trends for the past 3 years)**

| | FY 2025-26 (Turnover rate in current FY) | | | FY 2024-25 (Turnover rate in previous FY) | | | FY 2023-24 (Turnover rate in the year prior to the previous FY) | | |
|---|---|---|---|---|---|---|---|---|---|
| | Male | Female | Total | Male | Female | Total | Male | Female | Total |
| Permanent Employees | 14% | 17% | 15% | 19% | 23% | 19% | 17% | 19% | 17% |
| Permanent Workers | 4% | 0% | 4% | 3% | 0% | 3% | 8% | 0% | 8% |

**V. Holding, Subsidiary and Associate Companies (including joint ventures)**

23. (a) Names of holding / subsidiary / associate companies / joint ventures

| S. No. | Name of the holding / Subsidiary / associate companies / joint ventures (A) | Indicate whether holding/ Subsidiary/ Associate/ Joint Venture | % of shares held by listed entity | Does the entity indicated at column A, participate in the Business Responsibility initiatives of the listed entity? (Yes/No) |
|---|---|---|---|---|
| 1 | LGB USA INC | Subsidiary | 96.64% | No |
| 2 | LGB Mexico | Step down Subsidiary | 100% | No |
| 3 | GFM Acquisition LLC | Step down Subsidiary | 98.47% | No |
| 4 | GFM LLC | Step down Subsidiary | 100% | No |
| 5 | LGB Steel Private Limited | Wholly Owned Subsidiary | 100% | No |

**VI. CSR Details**

24. (i) Whether CSR is applicable as per section 135 of Companies Act, 2013. If yes, indicate the Turnover and Networth details: Yes

(ii) Turnover ( ₹ In lakhs) : ₹ 2,77,348.40
(iii) Net worth (₹ In lakhs) : ₹ 2,02,005.52

**VII. Transparency and Disclosures Compliances**

**25. Complaints/Grievances on any of the principles (Principles 1 to 9) under the National Guidelines on Responsible Business Conduct:**

| Stakeholder group from whom complaint is received | Grievance Redressal Mechanism in Place (Yes/No) | FY 2025-26 Current Financial Year | | | FY 2024-25 Previous Financial Year | | |
|---|---|---|---|---|---|---|---|
| | (If Yes, then provide web-link for grievance redress policy) | Number of complaints filed during the year | Number of complaints pending resolution at close of the year | Remarks | Number of complaints filed during the year | Number of complaints pending resolution at close of the year | Remarks |
| Communities | No, the business of the Company is such that it does not affect the community. However, the Plant head and HR head at the Company's manufacturing facilities engage with the communities located in the vicinity on an on-going basis | Nil | Nil | Nil | Nil | Nil | Nil |

| Stakeholder group from whom complaint is received | Grievance Redressal Mechanism in Place (Yes/No) (If Yes, then provide web-link for grievance redress policy) | FY 2025-26 Current Financial Year | | | FY 2024-25 Previous Financial Year | | |
|---|---|---|---|---|---|---|---|
| | | Number of complaints filed during the year | Number of complaints pending resolution at close of the year | Remarks | Number of complaints filed during the year | Number of complaints pending resolution at close of the year | Remarks |
| Investors (other than shareholders) | NA | Nil | Nil | Nil | Nil | Nil | Nil |
| Shareholders | https://www.lgb.co.in/investors-relations/shareholder-grievance-redressal/ | 4 | 0 | All the Complaints have been duly addressed and resolved. | 2 | 0 | All the Complaints have been duly addressed and resolved. |
| Employees and workers | https://www.lgb.co.in-wp-content/uploads/2021/08/whistle-blower-policy.pdf | Nil | Nil | Nil | Nil | Nil | Nil |
| Customers | https://www.lgb.co.in/about-usquality/ | Nil | Nil | Nil | Nil | Nil | Nil |
| Value Chain Partners | https://www.lgb.co.in-wp-content/uploads/2021/08/whistle-blower-policy.pdf | Nil | Nil | Nil | Nil | Nil | Nil |
| Other (please specify) | Not Applicable | | | | | | |

**26. Overview of the entity's material responsible business conduct issues:**

Please indicate responsible material business conduct and sustainability issues pertaining to environmental and social matters that present a risk or an opportunity to your business, rationale for identifying the same, approach to adapt or mitigate the risk along-with its financial implications, as per the following format:

| S. No | Material issues identified | Indicate whether risk or opportunity | Rationale for identifying risk/ opportunity | In case of risk, approach to adapt or mitigate | Financial Implications of the risk or opportunity (indicate positive or negative implications) |
|---|---|---|---|---|---|
| 1. | Energy Management | Opportunity | LGB's products have unique properties that protect the essential. LGB works with solutions that save energy, reduce emissions, eliminate noise & vibrations and extend the service life of end products. This improves the overall stakeholder confidence, and support long-term sustainable business growth. In addition to the new climate targets, this marks LGB's ambition to be a sustainability leader in its industry. | NA | Positive Implications |
| 2. | Workplace health and Safety | Opportunity | Managing health and safety is a core business responsibility for LGB. Reducing health and safety incidents lowers costs associated with occupational health, enhances working conditions, improves employee morale, and strengthens the Company's reputation. | Our aspiration is to promote attractive workplace – Ensuring employee health and safety and providing the best employee experience | Positive Implication |

| S. No | Material issues identified | Indicate whether risk or opportunity | Rationale for identifying risk/ opportunity | In case of risk, approach to adapt or mitigate | Financial Implications of the risk or opportunity (indicate positive or negative implications) |
|---|---|---|---|---|---|
| 3. | Quality & Service Delivery | Opportunity | Our customers have high levels of trust in us, mainly driven by our transparency and commitment to fairness in driving mutual success and provide them with shorter delivery times for good-quality products and continue forward to meet their current and future needs. | Improve cost effectiveness for our customers by improving performance and energy efficiency. | Positive:<br>We aim to be the customer's first choice and sets the standards for quality, customer service and excellence. |
| 4. | Water-Positive Approach | Opportunity | The Company's operations require a considerable amount of water, and we are committed to using water responsibly. This includes acting to preserve water quality and conservation across our operations and in the communities where we operate | We have a long-standing ambition to be environmentally responsible, and we regularly set targets to challenge ourselves to deliver further improvements. | Positive |
| 5. | Corporate Governance | Opportunity | The Management Board of LGB sets high standards for itself and its employees with regard to integrity and ethical behaviour, as well as compliance with regulations and laws, in order to achieve a trusting relationship with customers, shareholders, business partners and the public by means of responsible corporate conduct | NA | Positive<br>We endorse the importance of good<br>corporate governance, of which<br>independence, accountability and<br>transparency are the most significant<br>elements. These are also the elements on<br>which a relationship of trust between us<br>and our stakeholders can be built. |

## SECTION B: MANAGEMENT AND PROCESS DISCLOSURES

| S.No | Principal Description |
|---|---|
| P1 | Businesses should conduct and govern themselves with integrity and in a manner that is ethical, transparent, and accountable |
| P2 | Businesses should provide goods and services in a manner that is sustainable and safe |
| P3 | Businesses should respect and promote the well-being of all employees, including those in their value chains |
| P4 | Businesses should respect the interests of and be responsive to all its stakeholders |
| P5 | Businesses should respect and promote human rights |
| P6 | Businesses should respect and make efforts to protect and restore the environment |
| P7 | Businesses, when engaging in influencing public and regulatory policy, should do so in a manner that is responsible and transparent |
| P8 | Businesses should promote inclusive growth and equitable development |
| P9 | Businesses should engage with and provide value to their consumers in a responsible manner |

This section is aimed at helping businesses demonstrate the structures, policies and processes put in place towards adopting the NGRBC Principles and Core Elements:

| Disclosure Questions | P1 | P2 | P3 | P4 | P5 | P6 | P7 | P8 | P9 |
|---|---|---|---|---|---|---|---|---|---|
| **Policy and Management processes** | | | | | | | | | |
| 1. a. Whether your entity's policy/policies cover each principle and its core elements of the NGRBCs. (Yes/No) | Y | Y | Y | Y | Y | Y | Y | Y | Y |
| b. Has the policy been approved by the Board? (Yes/No) | Y | Y | Y | Y | Y | Y | Y | Y | Y |
| c. Web Link of the Policies, if available | All employee related policies are uploaded on the intranet portal of the Company for communication and implementation. Other policies are uploaded on the Company's website in following links: https://www.lgb.co.in/investor-relations/policy/ | | | | | | | | |
| 2. Whether the entity has translated the policy into procedures. (Yes / No) | Y | Y | Y | Y | Y | Y | Y | Y | Y |
| 3. Do the enlisted policies extend to your value chain partners? (Yes/No) | Y | Y | Y | Y | Y | Y | Y | Y | Y |
| 4. Name of the national and international codes/ certifications/labels/ standards (e.g. Forest Stewardship Council, Fairtrade, Rainforest Alliance, Trustee) standards (e.g. SA 8000, OHSAS, ISO, BIS) adopted by your entity and mapped to each principle. | IATF 16949:2016, ISO 9001:2015, EMS / ISO 14001:2015, OHS/ISO : 2018, & Star Export House | | | | | | | | |

| Disclosure Questions | P1 | P2 | P3 | P4 | P5 | P6 | P7 | P8 | P9 |
|---|---|---|---|---|---|---|---|---|---|
| 5. Specific commitments, goals and targets set by the entity with defined timelines, if any. | The Company has comprehensive ESG (Environmental, Social, and Governance) objectives encompassing key focus areas, including responsible product management, water neutrality, energy efficiency, biodiversity conservation, workplace safety, and the promotion of an inclusive, fair, and engaging work environment. The overarching aim of our ESG sustainability strategy is simple: As we grow our company, we want to increase our positive impact at the same time as minimizing our negative impacts on the environment and people, while doing business in a responsible way. | | | | | | | | |
| 6. Performance of the entity against the specific commitments, goals and targets along-with reasons in case the same are not met. | The Company's internal governance framework actively monitors its sustainability commitments and targets. The Committee, which reports to the Board, along with the leadership team, conducts regular reviews of these objectives. This approach highlights that tracking performance is embedded within both management practices and oversight mechanisms. Our aim is to create long-term sustainable value for our stakeholders. | | | | | | | | |
| **Governance, leadership and oversight** | | | | | | | | | |
| 7. Statement by Director responsible for the business responsibility report, highlighting ESG related challenges, targets and achievements (listed entity has flexibility regarding the placement of this disclosure)<br><br>LGB has a big responsibility to lead the way on ESG sustainability. We systematically integrate environmental and social responsibility across all facets of our operations, ensuring that our business not only generates meaningful value but also delivers enduring, positive impact for the communities and ecosystems we serve.<br><br>Through our Corporate Social Responsibility (CSR) initiatives, we actively support community development and work towards making a meaningful impact on the lives of those in need. Our commitment to Environmental, Social, and Governance (ESG) principles guides our approach to business. We continuously explore and implement innovative methods to reduce our environmental footprint. By adopting cutting-edge technologies and techniques, we have made significant strides in minimizing our consumption of resources—such as energy, water, and raw materials. This includes specific efforts to optimize electricity and water usage, which reflects our proactive stance on environmental sustainability.<br><br>We are dedicated to continuously improving our performance and transparency, and we are committed to achieving our ambitious targets. | | | | | | | | | |
| 8. Details of the highest authority responsible for implementation and oversight of the Business Responsibility policy (ies). | Sri.P.Prabakaran, Managing Director DIN: 01709564, under the guidance of the Board of Directors and its Committees is responsible for implementation and oversight of the Business Responsibility policies. | | | | | | | | |

| Disclosure Questions | P1 | P2 | P3 | P4 | P5 | P6 | P7 | P8 | P9 |
|---|---|---|---|---|---|---|---|---|---|
| 9. Does the entity have a specified Committee of the Board/ Director responsible for decision making on sustainability related issues? (Yes / No). If yes, provide details. | Yes, the Executive Chairman, Managing Director and Executive Director review the Business Responsibility and Sustainability Performance periodically as a part of the overall Management Review process. They provide valuable direction and guidance to ensure that Safety and Sustainability implications are duly addressed in all new strategic initiatives, budgets, audit actions and improvement plans. | | | | | | | | |

**10. Details of Review of NGRBCs by the Company:**

| Subject for Review | Indicate whether review was undertaken by Director / Committee of the Board/ Any other Committee | | | | | | | | | Frequency (Annually/ Half yearly/ Quarterly/ Any other - please specify) | | | | | | | | | |
|---|---|---|---|---|---|---|---|---|---|---|---|---|---|---|---|---|---|---|---|
| | P1 | P2 | P3 | P4 | P5 | P6 | P7 | P8 | P9 | P1 | P2 | P3 | P4 | P5 | P6 | P7 | P8 | P9 | |
| Performance against Above policies and follow up action | The policies of the Company are reviewed periodically / on a need basis by department heads / directors /board committees / board members, wherever applicable | | | | | | | | | | | | | | | | | | |
| Compliance with statutory requirements of relevance to the principles and rectification of any non-compliances | The Company is in Compliance with all the statutory requirements of principles to the extent applicable. Status of compliance with all applicable statutory requirements is reviewed by the Board on a regular basis. | | | | | | | | | | | | | | | | | | |

| 11. Has the entity carried out independent assessment/ evaluation of the working of its policies by an external agency? (Yes/No). If yes, provide name of the agency. | P1 | P2 | P3 | P4 | P5 | P6 | P7 | P8 | P9 |
|---|---|---|---|---|---|---|---|---|---|
| | No external evaluation was undertaken. However, the processes and compliances are subject to scrutiny by Internal Auditors, and regulators, as applicable. Policies are periodically evaluated and updated by various department heads, business heads, and approved by the Management and/ or Board. | | | | | | | | |

**12. If answer to question (1) above is "No" i.e. not all Principles are covered by a policy, reasons to be stated:**

| Questions | P 1 | P 2 | P 3 | P 4 | P 5 | P 6 | P 7 | P 8 | P 9 |
|---|---|---|---|---|---|---|---|---|---|
| The entity does not consider the Principles material to its business (Yes/No) | Not applicable | | | | | | | | |
| The entity is not at a stage where it is in a position to formulate and implement the policies on specified principles (Yes/No) | | | | | | | | | |
| The entity does not have the financial or/human and technical resources available for the task (Yes/No) | | | | | | | | | |
| It is planned to be done in the next financial year (Yes/No) | | | | | | | | | |
| Any other reason (please specify) | | | | | | | | | |

## SECTION C: PRINCIPLE WISE PERFORMANCE DISCLOSURE

This section is aimed at helping entities demonstrate their performance in integrating the Principles and Core Elements with key processes and decisions. The information sought is categorized as "Essential" and "Leadership". While the essential indicators are expected to be disclosed by every entity that is mandated to file this report, the leadership indicators may be voluntarily disclosed by entities which aspire to progress to a higher level in their quest to be socially, environmentally and ethically responsible.

### PRINCIPLE 1: Businesses should conduct and govern themselves with integrity, and in a manner that is Ethical, Transparent and Accountable

### ESSENTIAL INDICATORS

1. Percentage coverage by training and awareness programs on any or all the principles in the financial year

| Segment | Total number of training and awareness programmes held | Topics/principles covered under the training and its impact | %age of persons in respective category covered by the awareness programmes |
|---|---|---|---|
| Board of Directors | 4 | The Company conducts familiarisation programmes for its Board of Directors and Key Managerial Personnel which covers topics such as ESG parameters and targets, corporate governance practices, various other industry, business and regulatory updates. | 100.00% |
| Key Managerial Personnel | 4 | | 100.00% |
| Employees other than BoD and KMPs | 1826 | Employees undergo various trainings and awareness programmes, including induction training at the time of joining, as well as ongoing leadership, policy, technical and compliance training during the course of employment. | 100.00% |
| Workers | 814 | Training sessions have been conducted to enhance workers' knowledge, strengthen safety awareness, and promote environmental responsibility across all plant operations. These programs aim to ensure a safe, healthy, and compliant workplace while fostering a strong culture of safety and sustainability | 100.00% |

2. Details of fines / penalties /punishment/ award/ compounding fees/ settlement amount paid in proceedings (by the entity or by Directors / KMPs) with regulators/ law enforcement agencies/ judicial institutions, in the financial year, in the following format (Note: the entity shall make disclosures on the basis of materiality as specified in Regulation 30 of SEBI (Listing Obligations and Disclosure Obligations) Regulations, 2015 and as disclosed on the entity's website):

The Company had no monetary and non-monetary fines / penalties /punishment/ award/ compounding fees/ settlement amount paid in proceedings (by the entity or by Directors / KMPs) with regulators/ law enforcement agencies/ judicial institutions, in the financial year FY2025-26 based on materiality thresholds.

| Monetary | | | | | |
|---|---|---|---|---|---|
| Particular | NGRBC Principle | Name of the regulatory / Enforcement agencies / judicial institutions | Amount | Brief of the Case | Has an appeal been preferred? (Yes/No) |
| Penalty/ Fine | NIL | NA | NIL | NA | NO |
| Settlement | NIL | NA | NIL | NA | NO |
| Compounding Fee | NIL | NA | NIL | NA | NO |

| Non-Monetary | | | | | |
|---|---|---|---|---|---|
| Particular | NGRBC Principle | Name of the regulatory / Enforcement agencies / judicial institutions | Amount (In INR) | Brief of the Case | Has an appeal been preferred? (Yes/No) |
| Imprisonment | NIL | NA | NIL | NA | NO |
| Punishment | NIL | NA | NIL | NA | NO |

3. Of the instances disclosed in Question 2 above, details of the Appeal/Revision preferred in cases where monetary or non-monetary action has been appealed.

| Case Details | Name of the regulatory/ enforcement agencies / judicial institutions |
|---|---|
| NA | NA |

4. Does the entity have an anti-corruption or anti-bribery policy? If yes, provide details in brief and if available, provide a web-link to the policy:

Yes, the Company has an Anti-bribery policy in place and the importance of complying with the anti-bribery policy is disseminated to all the employees, customers, vendors and other stakeholders. The policy is available in the company's website

*URL of the Policy:* https://lgb.co.in/wp-content/uploads/2023/08/ANTI-BRIBERY-AND-CORRUPTION-POLICY.pdf

5. Number of Directors / KMPs / employees / workers against whom disciplinary action was taken by any law enforcement agency for the charges of bribery / corruption:

| | FY 2025-2026 (Current Financial Year) | FY 2024-2025 (Previous Financial Year) |
|---|---|---|
| Directors | NIL | NIL |
| KMPs | NIL | NIL |
| Employees | NIL | NIL |
| Workers | NIL | NIL |

6. Details of complaints with regard to conflict of interest:

| | FY 2025-2026 (Current Financial Year) | | FY 2024-2025 (Previous Financial Year) | |
|---|---|---|---|---|
| | Number | Remarks | Number | Remarks |
| Number of complaints received in relation to issues of Conflict of Interest of the Directors | 0 | NA | 0 | NA |
| Number of complaints received in relation to issues of Conflict of Interest of the KMPs | 0 | NA | 0 | NA |

7. Provide details of any corrective action taken or underway on issues related to fines / penalties / action taken by regulators / law enforcement agencies / judicial institutions, on cases of corruption and conflicts of interest:

   Not Applicable

8. Number of days of accounts payables ((Accounts payable *365) / Cost of goods/services procured) in the following format:

| | FY 2025-2026 (Current Financial Year) | FY 2024-2025 (Previous Financial Year) |
|---|---|---|
| Number of days of accounts payables | 59 | 61 |

9. Openness of business

   Provide details of concentration of purchases and sales with trading houses, dealers, and related parties along-with loans and advances & investments, with related parties, in the following format:

| Parameter | Metrics | FY 2025-2026 (Current Financial Year) | FY 2024-2025 (Previous Financial Year) |
|---|---|---|---|
| Concentration of Purchases | Purchases from trading houses as % of total purchases | 3% | 2% |
| | Number of trading houses where purchases are made from | 566 | 379 |
| | Purchases from top 10 trading houses as % of total purchases from trading houses | 38% | 44% |
| Concentration of Sales | a. Sales to dealers / distributors as % of total sales | 32.76 % | 33.19% |
| | b. Number of dealers / distributors to whom sales are made | 892 | 863 |
| | c. Sales to top 10 dealers / distributors as % of total sales to dealers / distributors | 23% | 22% |
| Share of RPTs in | a. Purchases (Purchases with related parties / Total Purchases) | 3.23% | 4.08% |
| | b. Sales (Sales to related parties / Total Sales) | 1.30% | 0.93% |
| | c. Loans & advances (Loans & advances given to related parties / Total loans & advances) | 0 | 0 |
| | d. Investments (Investments in related parties / Total Investments made) | 3.68% | 6.34% |

## LEADERSHIP INDICATORS

1. Awareness programmes conducted for value chain partners on any of the principles during the financial year:

   We regularly interact with our vendors to facilitate discussions on conducting business in an ethical, transparent and fair manner.

2. Does the entity have processes in place to avoid / manage conflicts of interest involving members of the Board? (Yes / No) If Yes, provide details of the same.

   Yes, the Company has established a Code of Conduct for the Board of Directors and Senior Management personnel, which provides clear guidelines on identifying, avoiding, and disclosing actual or potential conflicts of interest involving the Company. Board members and Senior Management personnel are required to annually disclose their interests in entities, firms, or associations, and the Company ensures that all necessary approvals, in accordance with applicable laws and internal policies, are obtained prior to entering into transactions with such entities or individuals. The Code of Conduct can be seen at the following web-link:
   https://www.lgb.co.in/wp-content/uploads/2021/08/directors-senior-management.pdf

## PRINCIPLE 2: Businesses should provide goods and services in a manner that is sustainable and safe

### ESSENTIAL INDICATORS

1. Percentage of R&D and capital expenditure (capex) investments in specific technologies to improve the environmental and social impacts of product and processes to total R&D and capex investments made by the company, respectively.

| Type | FY 2025-2026 (Current Financial Year) | FY 2024-2025 (Previous Financial Year) | Details of improvements in environmental and social impacts |
|---|---|---|---|
| **Research & Development (R&D) expenses to revenue** | 0.32% | 0.38 % | During the financial year under review the Company continued to work on technology upgradation. |
| **Capital Expenditure (CAPEX) to total CAPEX** | 0.39% | 0.32% | The Company is making significant investments to improve efficiency of its various operations |

2a. Does the company have procedures in place for sustainable sourcing? (Yes / No)

Yes. Responsible sourcing has been a key area of focus for the company, supported by well-defined policies and structured programs aimed at strengthening performance and fostering long-term partnerships within the supply chain.

The company collaborates closely with its Business Associates to build strong supplier relationships, ensure consistent adherence to quality standards, and promote a responsible and efficient supply chain. All engagements with Business Associates are governed by the company's Supply Chain Policy, which outlines expectations around ethical conduct, safety, environmental compliance, and adherence to applicable laws and regulations.

2b. If yes, what percentage of inputs were sourced sustainably?

Not Applicable

3. Describe the processes in place to safely reclaim your products for reusing, recycling and disposing at the end of life for (a) Plastics (including packaging) (b) E-waste (c) Hazardous waste and (d) other waste.

Since the product, is directly supplied to the OEMs, the Company has limited scope for reclaiming it at the end of its life cycle. The Company, however, has environmental Management system, and have operational control procedures to generate, handle, store and disposal of wastes like, E waste, hazardous wastes and other wastes in a safe manner.

4. Whether Extended Producer Responsibility (EPR) is applicable to the entity's activities (Yes / No). If yes, whether the waste collection plan is in line with the Extended Producer Responsibility (EPR) plan submitted to Pollution Control Boards? If not, provide steps taken to address the same.

Extended Producer Responsibility is currently applicable to LGB's activities. However, waste Management plan of the Company considers the evolving regulations both from a waste minimization and recycling/reuse perspective. LGB also engages its communities to propagate plastic reuse through its energy and resource conservation programs.

### LEADERSHIP INDICATORS

1. Has the entity conducted Life Cycle Assessments (LCA) for any of its products (for manufacturing industry) or for its services (for service industry)? If yes, provide details in the following format?

| NIC Code | Name of Product / Service | % of total Turnover contributed | Boundary for which the Life cycle Perspective / Assessment was conducted | Whether conducted by independent external agency (Yes / No) | Results communicated in public domain (Yes / No) If yes, provide the web link |
|---|---|---|---|---|---|
| The Company has not conducted any life cycle assessment for the products till date. However, it is planning to carry out the LCA for products in the coming future. However, this process is done by various OEMs. | | | | | |

2. If there are any significant social or environmental concerns and / or risks arising from production or disposal of your products / services, as identified in the Life Cycle Perspective / Assessments (LCA) or through any other means, briefly describe the same along-with action taken to mitigate the same

| Name of Product/Service | Description of the risk/concern | Action Taken |
|---|---|---|
| Transmission | Nil | Nil |
| Metal Forming | Nil | Nil |

3. Percentage of recycled or reused input material to total material (by value) used in production (for manufacturing industry) or providing services (for service industry).

| Indicate input material | Recycled or re-used input material to total material | |
|---|---|---|
| | FY 2025-26 Current Financial Year | FY 2024-25 Previous Financial Year |
| **Steel, Aluminium** | Nil | Nil |

4. Of the products and packaging collected at end of life of products, amount (in metric tonnes) reused, recycled, and safely disposed, as per the following format:

| | FY 2025-26 Current Financial Year | | | FY 2024-25 Previous Financial Year | | |
|---|---|---|---|---|---|---|
| | Re-Used | Re-cycled | Safely Disposed | Re-Used | Re-cycled | Safely Disposed |
| Plastics (including packaging) | NIL | 85 MT | 127 MT | NIL | 48 MT | 114 MT |
| E-waste | NIL | NIL | NIL | NIL | NIL | NIL |
| Hazardous waste | NIL | NIL | NIL | NIL | NIL | NIL |
| Other waste | NIL | NIL | NIL | NIL | NIL | NIL |

5. Reclaimed products and their packaging materials (as percentage of products sold) for each product category.

| Indicate product category | Reclaimed products and their packaging materials as % of total products sold in respective category |
|---|---|
| Transmission | Since the product is directly supplied to the OEMs, the Company has limited scope for reclaiming it at the end of its life cycle. |
| Metal Forming | |

**PRINCIPLE 3: Businesses should respect and promote the wellbeing of all employees, including those in their value chains**

**ESSENTIAL INDICATORS**

**1.a Details of measures for the well-being of employees.**

| Category | Total(A) | % of employees covered by | | | | | | | | | |
|---|---|---|---|---|---|---|---|---|---|---|---|
| | | Health Insurance | | Accident Insurance | | Maternity Benefits | | Paternity Benefits | | Day Care Facilities | |
| | | Number(B) | %(B/A) | Number(C) | %(C/A) | Number(D) | %(D/A) | Number(E) | %(E/A) | Number(F) | %(F/A) |
| **Permanent Employees** | | | | | | | | | | | |
| **Male** | 3145 | 3145 | 100% | 3145 | 100% | - | - | - | - | - | - |
| **Female** | 145 | 145 | 100% | 145 | 100% | 145 | 100% | - | - | - | - |
| **Total** | 3290 | 3290 | 100% | 3290 | 100% | 145 | 4% | - | - | - | - |
| **Other Than Permanent Employees** | | | | | | | | | | | |
| **Male** | 322 | - | - | 322 | 100% | - | - | - | - | - | - |
| **Female** | 117 | - | - | 117 | 100% | 117 | 100% | - | - | - | - |
| **Total** | 439 | - | - | 439 | 100% | 117 | 27% | - | - | - | - |

**1.b Details of measures for the well-being of workers.**

| Category | Total(A) | % of employees covered by | | | | | | | | | |
|---|---|---|---|---|---|---|---|---|---|---|---|
| | | Health Insurance | | Accident Insurance | | Maternity Benefits | | Paternity Benefits | | Day Care Facilities | |
| | | Number(B) | %(B/A) | Number(C) | %(C/A) | Number(D) | %(D/A) | Number(E) | %(E/A) | Number(F) | %(F/A) |
| **Permanent Workers** | | | | | | | | | | | |
| **Male** | 424 | 424 | 100% | 424 | 100% | - | - | - | - | - | - |
| **Female** | 3 | 3 | 100% | 3 | 100% | 3 | 100% | - | - | - | - |
| **Total** | 427 | 427 | 100% | 427 | 100% | 3 | 1% | - | - | - | - |





| Category | Total(A) | % of employees covered by | | | | | | | | | |
|---|---|---|---|---|---|---|---|---|---|---|---|
| | | Health Insurance | | Accident Insurance | | Maternity Benefits | | Paternity Benefits | | Day Care Facilities | |
| | | Number(B) | %(B/A) | Number(C) | %(C/A) | Number(D) | %(D/A) | Number(E) | %(E/A) | Number(F) | %(F/A) |
| **Other Than Permanent Workers** | | | | | | | | | | | |
| **Male** | 7707 | - | - | 7707 | 100% | - | - | - | - | - | - |
| **Female** | 2832 | - | - | 2832 | 100% | 2832 | 100% | - | - | - | - |
| **Total** | 10539 | - | - | 10539 | 100% | 2832 | 27% | - | - | - | - |

**1 c. Spending on measures towards well-being of employees and workers (including permanent and other than permanent) in the following format**

| | FY 2025-26 Current Financial Year | FY 2024-25 (Previous Financial Year) |
|---|---|---|
| **Cost incurred on well-being measures as a % of total revenue of the company** | **0.79** | 0.11 |

Please note, the Company has only considered Staff welfare expenses and health insurance premium for the above.

**2. Details of retirement benefits, for current and previous financial years.**

| Benefits | FY2025-26 (Current Financial year) | | | FY 2024-25 (Previous Financial Year) | | |
|---|---|---|---|---|---|---|
| | No. of Employees Covered As a % Of Total Employees. | No. of Workers Covered As a % Of Total Workers. | Deducted and Deposited with the Authority | No. of Employees Covered As a % Of Total Employees. | No. of Workers Covered As a % Of Total Workers. | Deducted and Deposited with the Authority |
| **PF** | 100% | 100% | Y | 100% | 100% | Y |
| **Gratuity** | 100% | 100% | Y | 100% | 100% | Y |
| **ESI** | 100% | 100% | Y | 100% | 100% | Y |
| **Others - please specify** | - | - | - | - | - | - |

**3. Accessibility of workplaces**

Are the premises / offices of the entity accessible to differently-abled employees and workers, as per the requirements of the Rights of Persons with Disabilities Act, 2016? If not, whether any steps are being taken by the entity in this regard:

The Company is committed to providing equal opportunities to all employees and fostering an inclusive and accessible work environment. In line with this commitment, the Company has undertaken measures to enhance accessibility across its premises for persons with disabilities, including the provision of ramps, railings, wheelchairs, and accessible washroom facilities to support mobility, safety, and ease of access.

**4. Does the entity have an equal opportunity policy as per the Rights of Persons with Disabilities Act, 2016? If so, provide a web-link to the policy.**

The company actively promotes diversity and equal opportunity in all aspects of its business operations, ensuring that employees and workers are not discriminated against based on factors such as caste, gender, religion, or cultural background during recruitment and throughout their employment. The policy is available on the Company's intranet.

**5. Return to work and retention rates of employees and workers that took parental leave.**

| | Permanent Employees | | Permanent Workers | |
|---|---|---|---|---|
| **Gender** | **Return to Work Rate** | **Retention Rate** | **Return to Work Rate** | **Retention Rate** |
| **Male** | - | - | - | - |
| **Female** | 5 | 100% | - | - |
| **Total** | 5 | 100% | - | - |

**6. Is there a mechanism available to receive and redress grievances for the following categories of employees and worker? If yes, give details of the mechanism in brief.**

| | |
|---|---|
| **Permanent Workers** | Yes, the Company has established internal mechanisms for employees and workers to raise grievances and concerns through multiple channels, including the Whistle Blower Policy and the POSH framework. The Company also follows an open-door policy, enabling employees and workers to approach any staff member, including senior management, to encourage transparency, open communication, and timely resolution of concerns. Employees and workers have access to various formal and informal forums to report workplace issues or grievances. In addition, the HR department serves as a dedicated platform where concerns can be raised either verbally or in writing. All grievances received are reviewed promptly and addressed in a fair and timely manner |
| **Other than Permanent Workers** | |
| **Permanent Employees** | |
| **Other than Permanent Employees** | |

**7. Membership of employees and workers in association(s) or unions recognized by the listed entity:**

| Category | FY 2025-2026 (Current Financial Year) | | | FY 2024-2025 (Previous Financial Year) | | |
|---|---|---|---|---|---|---|
| | Total employees/ worker in respective category (A) | No. of employees/ Workers in respective category, who are part of association(s) or Union (B) | % (B / A) | Total Employee/ workers in respective category (C) | No. of employees/ workers in respective category, who are part of association (s) or Union (D) | % (D/C) |
| **Total Permanent Employees** | - | - | - | - | - | - |
| **-Male** | - | - | - | - | - | - |
| **-Female** | | | | | | |
| **Total Permanent Workers** | 427 | 427 | 100% | 456 | 456 | 100% |
| **-Male** | 424 | 424 | 100% | 444 | 444 | 100% |
| **-Female** | 3 | 3 | 100% | 12 | 12 | 100% |

**8. Details of training of employees and worker (% to total no. of employees / workers in the category):**

| Category | FY 2025-26 Current Financial Year | | | | | FY 2024-25 Previous Financial Year | | | | |
|---|---|---|---|---|---|---|---|---|---|---|
| | Total (A) | On Health and Safety Measures | | On skill upgradation | | Total (D) | On Health and Safety Measures | | On skill upgradation | |
| | | No (B) | %(B/A) | No (C) | %(C/A) | | No(E) | %(E/D) | No(F) | %(F/D) |
| **EMPLOYEES** | | | | | | | | | | |
| **Male** | 3145 | 3145 | 100% | 3145 | 100% | 2844 | 2844 | 100% | 2844 | 100% |
| **Female** | 145 | 145 | 100% | 145 | 100% | 104 | 104 | 100% | 104 | 100% |
| **Total** | 3290 | 3290 | 100% | 3290 | 100% | 2948 | 2948 | 100% | 2948 | 100% |
| **WORKERS** | | | | | | | | | | |
| **Male** | 424 | 424 | 100% | 424 | 100% | 444 | 444 | 100% | 444 | 100% |
| **Female** | 3 | 3 | 100% | 3 | 100% | 12 | 12 | 100% | 12 | 100% |
| **Total** | 427 | 427 | 100% | 427 | 100% | 456 | 456 | 100% | 456 | 100% |

**9. Details of performance and career development reviews of employees and workers**

| Category | FY 2025-26 Current Financial Year | | | FY 2024-25 Previous Financial Year | | |
|---|---|---|---|---|---|---|
| | Total (A) | No (B) | %(B/A) | Total (C) | No(D) | %(D/C) |
| **EMPLOYEES** | | | | | | |
| **Male** | 3145 | 3145 | 100% | 2844 | 2844 | 100% |
| **Female** | 145 | 145 | 100% | 104 | 104 | 100% |
| **Total** | 3290 | 3290 | 100% | 2948 | 2948 | 100% |
| **WORKERS** | | | | | | |
| **Male** | 424 | 424 | NA | 444 | 444 | NA |
| **Female** | 3 | 3 | NA | 12 | 12 | NA |
| **Total** | 427 | 427 | NA | 456 | 456 | NA |

**10. Health and Safety Management System**

a. Whether an occupational health and safety Management system has been implemented by the entity? (Yes / No). If yes, the coverage of such system?

Yes, an Occupational Health and Safety Management System (OHSMS) has been implemented by LGB, and the Company conducts regular health check-ups for staff and employees adhering to the ISO 14001, EMS and ISO 45001 standards. The coverage extends comprehensively across all operations within the plant boundaries, ensuring a systematic approach to identifying, assessing, and managing occupational health and safety risks. This includes measures aimed at promoting a safe working environment, preventing work-related injuries and illnesses, and complying with relevant regulatory requirements. This approach ensures that the system remains aligned with the overarching safety principles of the Company.

b. What are the processes used to identify work-related hazards and assess risks on a routine and non-routine basis by the entity?

The Company has established Standard Operating Procedures (SOPs) incorporating hazard identification and risk management processes, supported by periodic training programmes for employees. Regular mock drills are conducted for firefighting, first aid, and management of emergency and critical situations to strengthen preparedness and response capabilities. The Company has also designated and marked emergency assembly points for natural calamities and other emergency situations. In addition, siren systems have been installed across facilities to ensure timely communication and effective evacuation during emergencies.

c. Whether you have processes for workers to report the work-related hazards and to remove themselves from such risks. (Y / N)

Yes. The Company has established clear and accessible processes that enable workers to report work related hazards and unsafe conditions, as well as take appropriate action to avoid exposure to such risks. We actively encourage all employees and all workers to participate in safety-related activities and to promptly report any unsafe conditions, near-miss incidents, or potential hazards to their supervisors or the safety team. Regular safety inspections, patrolling activities, and interactive sessions provide platforms for workers to raise concerns and share observations. All reported hazards are reviewed, and necessary corrective and preventive actions are implemented in a timely manner. This ensures that risks are addressed effectively and do not escalate into incidents.

d. Do the employees/ worker of the entity have access to non-occupational medical and healthcare services? (Yes/ No)

Yes. The Company ensures that its employees have access to non-occupational medical and healthcare services, and all employees are covered under healthcare insurance.

**11. Details of safety-related incidents during the current financial year.**

| Safety Incident / Number | Category * | FY 2025-26 Current Financial Year | FY 2024-25 Previous Financial Year |
|---|---|---|---|
| Lost Time Injury Frequency Rate (LTIFR) (per one million-person hours worked) | Employees | Zero Lost Time Injury | Zero Lost Time Injury |
| | Workers | 0.11 | |
| Total recordable work-related injuries | Employees | Zero | Zero |
| | Workers | 3 | |
| No. of fatalities | Employees | Zero | Zero |
| | Workers | | |
| High consequence work-related injury or ill health (excluding fatalities) | Employees | Zero | Zero |
| | Workers | | |

* Including in the contract workforce

**12. Describe the measures taken by the entity to ensure a safe and healthy work place:**

At LGB, we are firmly committed to providing a workplace that is free from injuries and incidents. We have implemented robust safety practices and initiatives across our manufacturing sites. Company's policy on EOHS (Environmental, Occupational, Health & Safety) strengthens the objective of providing safe & healthy working conditions for the prevention of work-related injury and ill health. Strict adherence to the objectives of this policy along with adoption of ISO 14001:2015 and ISO 45001 ensure a safe and healthy workplace. Necessary trainings are imparted to employees, business associates and interested parties to further strengthen the EOHS policy. The Company conducts regular audits to assess and maintain a safe and healthy workplace for its employees.

**13. Number of Complaints on the Working Conditions and Health & Safety made by employees and workers:**

| | FY 2025-26 Current Financial Year | | | FY 2024-25 Previous Financial Year | | |
|---|---|---|---|---|---|---|
| | Filed during the year | Pending resolution at the end of year | Remarks | Filed during the year | Pending resolution at the end of year | Remarks |
| Working conditions | 0 | 0 | NA | 0 | 0 | NA |
| Health & Safety | 0 | 0 | NA | 0 | 0 | NA |

**14. Assessment for the financial year:**

| Particulars | % of your plants and offices that were assessed (by entity or statutory authorities or third parties) |
|---|---|
| Health and Safety practices | 100% |
| Working conditions | 100% |

**15. Provide details of any corrective action taken or underway to address safety-related incidents (if any) and on significant risks / concerns arising from assessments of health & safety practices and working conditions.**

LGB ensures safety across all its plants through a comprehensive array of measures. This includes prominent safety display boards within the plants, the presence of HIRA sheets outlining division-specific safety protocols, and the implementation of action plans in each division to mitigate near-miss hazards. EHS department imparts training to all employees and monitor the implementation of EHS standards, by employees of company during their working in company. Any deviation are identified promptly and corrective action taken in stage manner depending upon criticality of deviation.

**LEADERSHIP INDICATORS**

1. Does the entity extend any life insurance or any compensatory package in the event of death of (A) employee (Y / N) (B) worker (Y / N)

Yes, the Company has implemented Workman Compensation Policy for any unfortunate event. Further, the Company has put group Mediclaim policy for employees. Company's comprehensive approach to employee/ workers health and well-being underscores its commitment to creating a safe and healthy workplace environment.

2. Provide the measures undertaken by the Company to ensure that statutory dues have been deducted and deposited by the value chain partners.

   The Company has established a systematic process to ensure that statutory dues are duly deducted and deposited by its value chain partners. As part of this process, payment-related documentation is obtained from the partners and subjected to thorough verification. In the event that any discrepancies or concerns are identified, the Company engages with the respective value chain partner to address and resolve the issue prior to processing the payment. This approach helps ensure that all payments are made in compliance with the applicable statutory requirements.

3. Provide the number of employees / workers having suffered high consequence work-related injury / ill-health / fatalities (as reported in Q11 of Essential indicators above), who have been are rehabilitated and placed in suitable employment or whose family members have been placed in suitable employment.

| Particulars | Total no. of affected employees/ workers | | No. of employees/workers that are rehabilitated and placed in suitable employment or whose family members have been placed in suitable employment | |
|---|---|---|---|---|
| | FY 2025-26 (Current Financial year) | FY 2024-25 (Previous Financial year) | FY 2025-26 (Current Financial year) | FY 2024-25 (Previous Financial year) |
| Employees | Nil | Nil | Nil | Nil |
| Workers | Nil | Nil | Nil | Nil |

**4. Does the entity provide transition assistance programs to facilitate continued employability and the Management of career endings resulting from retirement or termination of employment? (Yes/ No)**

Yes

**5. Details on assessment of value chain partners**

| Particulars | % of value chain partners (by value of business done with such partners) that were assessed |
|---|---|
| Health and Safety practices | 100% of direct material suppliers |
| Working conditions | 100% of direct material suppliers |

**6. Provide details of any corrective actions taken or underway to address significant risks / concerns arising from assessments of health and safety practices and working conditions of value chain partners.**

Not Applicable

**PRINCIPLE 4: Businesses should respect the interests of and be responsive to all its stakeholders**

**Essential Indicators**

**1. Describe the processes for identifying key stakeholder groups of the entity:**

LGB places significant emphasis on the identification of key stakeholder groups as a foundational step in the success of its initiatives. The process begins with a thorough analysis of the Company's operations to map and categorize stakeholders based on their level of influence and impact. Internal stakeholders include employees, board members, channel partners, and vendors, while external stakeholders comprise government agencies, regulatory bodies, local communities, customers, investors, and the media. The Company also assesses the social and environmental impact of its activities to ensure communities affected by operations are actively recognized and engaged. By understanding stakeholder expectations, LGB is better positioned to anticipate needs, mitigate potential risks, and foster long-term, trust-based relationships that support sustainable business growth.

**2. List stakeholder groups identified as key for your entity and the frequency of engagement with each stakeholder group.**

| Stakeholder Group | Whether identified as Vulnerable & Marginalised Group. (Yes/No) | Channels of communication (Email, SMS, Newspaper, Pamphlets, Advertisement, Community Meetings, Notice Board, Website), Other | Frequency of engagement (Annually/Half yearly/Quarterly / others – please specify) | Purpose and scope of engagement including key topics and concerns raised during such engagement |
|---|---|---|---|---|
| **Employees** | No | Email, Notice boards, Internal portals. | Need-based/ periodic | Regular update to enhance the employee growth, well-being and safety |
| **Vendors/ contractors** | No | Email, In-person meetings, vendor visits or visits to vendor's facility/office, engagement at leadership level | Regular | Contract negotiations, Evaluation at the time of on-boarding, Feedback on supplies and services, Other matters of significance |
| **Regulatory bodies and government agency** | No | Emails, meetings | Periodically | Compliance with applicable requirements and industry standards / submission of reports. |
| **Customers** | No | Face to Face meetings plant visits, Trade Shows/ conferences Electronic communication-Emails, messages | Ongoing as and when required | Resolve issues in a timely manner, provide them with shorter delivery times for good-quality products and forward to meet their current and future needs. |

| Stakeholder Group | Whether identified as Vulnerable & Marginalised Group. (Yes/No) | Channels of communication (Email, SMS, Newspaper, Pamphlets, Advertisement, Community Meetings, Notice Board, Website), Other | Frequency of engagement (Annually/Half yearly/Quarterly / others – please specify) | Purpose and scope of engagement including key topics and concerns raised during such engagement |
|---|---|---|---|---|
| **Shareholders** | No | Annual Report / Quartely Financial Updates, Annual General Meeting, Company's website, Press Release and Stock Exchange Disclosures, E-mail, Letters, Meetings | Quarterly / Annually/ As or when required | Market outlook, Business and financial updates, Long-term viability and sustainable growth, Timely disclosures & compliance, Good governance and Redressal of Grievances |
| **Communities** | No | Direct engagement, CSR partners | Need-based | We are committed to doing our share as a socially conscious business and being a valued partner in our communities. |

## LEADERSHIP INDICATORS

1. Provide the processes for consultation between stakeholders and the Board on economic, environmental, and social topics or if consultation is delegated, how is feedback from such consultations provided to the Board.

   The Company values stakeholder feedback and actively integrates stakeholder perspectives into its decision-making processes. It believes that long-term sustainability is achieved by addressing the interests and well-being of all stakeholders, including customers, employees, shareholders, business partners, communities, and the environment. This structured engagement process reflects the Company's strong commitment to transparency, accountability, and responsiveness to shareholder interests, while reinforcing trust and long-term stakeholder confidence.

2. Whether stakeholder consultation is used to support the identification and Management of environmental, and social topics (Yes / No). If so, provide details of instances as to how the inputs received from stakeholders on these topics were incorporated into policies and activities of the entity.

   Yes. Stakeholder consultation forms an integral part of LGB's approach to identifying, prioritising, and managing environmental and social topics. The Company places strong emphasis on structured and continuous engagement with both internal and external stakeholders to ensure that material issues such as safety, sustainability, climate action, and responsible business practices are effectively addressed. Insights gathered through these engagements are systematically reviewed and incorporated into operational practices, policy refinements, and strategic initiatives.

3. Provide details of instances of engagement with, and actions taken to, address the concerns of vulnerable/ marginalized stakeholder groups.

   The Company is committed to addressing the concerns of vulnerable and marginalized stakeholder groups through targeted CSR initiatives. Before initiating any CSR activities, the Company conducts a thorough evaluation of the needs in the nearby areas where its projects are located. Further, to strengthen the activities, the Company engages with local Panchayat officials to understand the specific requirements wherever it is possible. As a result of engagements and targeted CSR initiatives, the Company has undertaken several impactful CSR projects under healthcare & sanitation, education, and infrastructures development programs.

   For more information, please refer the Corporate Social Responsibility (CSR) Section of this Annual Report.

## PRINCIPLE 5: Businesses should respect and promote human rights

## ESSENTIAL INDICATORS

1. Employees and workers who have been provided training on human rights issues and policy (ies) of the entity, in the following format:

| Category | FY 2025-26 Current Financial Year | | | FY 2024-25 Previous Financial Year | | |
|---|---|---|---|---|---|---|
| | Total (A) | No. of employees/ workers covered (B) | %(B/A) | Total (C) | No. of employees/ workers covered (D) | %(D/C) |
| **EMPLOYEES** | | | | | | |
| **Permanent** | 3290 | 3290 | 100% | 2948 | 2948 | 100% |
| **Other than permanent** | 439 | 439 | 100% | 843 | 843 | 100% |
| **Total Employees** | 3729 | 3729 | 100% | 3791 | 3791 | 100% |
| **WORKERS** | | | | | | |
| **Permanent** | 427 | 427 | 100% | 456 | 456 | 100% |
| **Other than permanent** | 10539 | 10539 | 100% | 8391 | 8391 | 100% |
| **Total Workers** | 10966 | 10966 | 100% | 8847 | 8847 | 100% |

2. Details of employees and workers in terms of minimum wages paid:

| Category | FY 2025-26 Current Financial Year | | | | | FY 2024-25 Previous Financial Year | | | | |
|---|---|---|---|---|---|---|---|---|---|---|
| | Total (A) | Equal to Minimum Wage | | More than Minimum Wage | | Total (D) | Equal to Minimum Wage | | More than Minimum Wage | |
| | | No. (B) | % (B/A) | No. (C) | %( C/A) | | No. (E) | % (E/ D) | No. (F) | %( F/D) |
| **Employees** | | | | | | | | | | |
| **Permanent** | | | | | | | | | | |
| Male | 3145 | - | - | 3145 | 100% | 2844 | - | - | 2844 | 100% |
| Female | 145 | - | - | 145 | 100% | 104 | - | - | 104 | 100% |

| Category | FY 2025-26 Current Financial Year | | | | | FY 2024-25 Previous Financial Year | | | | |
|---|---|---|---|---|---|---|---|---|---|---|
| | Total (A) | Equal to Minimum Wage | | More than Minimum Wage | | Total (D) | Equal to Minimum Wage | | More than Minimum Wage | |
| | | No. (B) | % (B/A) | No. (C) | %( C/A) | | No. (E) | % (E/ D) | No. (F) | %( F/D) |
| **Other than permanent** | | | | | | | | | | |
| Male | 322 | 322 | 100% | - | - | 728 | 728 | 100% | - | - |
| Female | 117 | 117 | 100% | - | - | 115 | 115 | 100% | - | - |
| **Workers** | | | | | | | | | | |
| **Permanent** | | | | | | | | | | |
| Male | 424 | - | - | 424 | 100% | 444 | - | - | 444 | 100% |
| Female | 3 | - | - | 3 | 100% | 12 | - | - | 12 | 100% |
| **Other than permanent** | | | | | | | | | | |
| Male | 7707 | 7707 | 100% | - | - | 6120 | 6120 | 100% | - | - |
| Female | 2832 | 2832 | 100% | - | - | 2271 | 2271 | 100% | - | - |

3. Details of remuneration / salary / wages, in the following format:

   a. Median remuneration/wages:

| | Male | | Female | |
|---|---|---|---|---|
| | Number | Median remuneration / salary / wages of respective category (in ₹) | Number | Median remuneration / salary / wages of respective category (in ₹) |
| **Board of Directors (BoD)** | 4 | 1,25,000 | 3 | 1,25,000 |
| **Key Managerial Personnel** | 5 | 1,74,90,000 | - | - |
| **Employees other than BoD and KMP** | 3,467 | 32,500 | 262 | 21,092 |
| **Workers** | 8,131 | 18,437 | 2,835 | 18,437 |

   b. Gross wages paid to females as % of total wages paid by the entity, in the following format:

| | FY 2025-26 Current Financial Year | FY 2024-25 Previous Financial Year |
|---|---|---|
| Gross wages paid to females as % of total wages | 16.53% | 15.65% |

4. Do you have a focal point (Individual/ Committee) responsible for addressing human rights impacts or issues caused or contributed to by the business? (Yes/No)

   Yes, the Internal Complaints Committee and the human resources department are responsible for addressing human rights impacts or issues caused or contributed to by the business.

5. Describe the internal mechanisms in place to redress grievances related to human rights issues.

   The Company regards respect for human rights as a fundamental core value and is dedicated to supporting, protecting, and promoting these rights to ensure fair and ethical business and employment practices. All employees and workers of the Company have access to grievance redressal mechanism. As part of periodic team/department meetings, an opportunity is provided for employees/ workers to voice any concerns and issues. Each factory has its own HR department, which plays a crucial role in addressing grievances for both employees and workers, ensuring a fair and effective grievance redressal process.

6. Number of Complaints on the following made by employees and worker:

| Particulars | FY 2025-26 Current Financial Year | | | FY 2024-25 Previous Financial Year | | |
|---|---|---|---|---|---|---|
| | Filed during the year | Pending resolution at the end of the year | Remarks | Filed during the year | Pending resolution at the end of the year | Remarks |
| **Sexual harassment discrimination at workplace** | Nil | Nil | Nil | Nil | Nil | Nil |
| **Discrimination at workplace** | Nil | Nil | Nil | Nil | Nil | Nil |
| **Child labour** | Nil | Nil | Nil | Nil | Nil | Nil |
| **Forced lobour/ involuntary Labour Wages** | Nil | Nil | Nil | Nil | Nil | Nil |
| **Wages** | Nil | Nil | Nil | Nil | Nil | Nil |
| **Other Human rights related issues** | Nil | Nil | Nil | Nil | Nil | Nil |

7. Complaints filed under the Sexual Harassment of Women at Workplace (Prevention, Prohibition and Redressal) Act, 2013, in the following format:

| | FY 2025-26 Current Financial Year | FY 2024-25 Previous Financial Year |
|---|---|---|
| Total Complaints reported under Sexual Harassment on of Women at Workplace (Prevention, Prohibition and Redressal) Act, 2013 (POSH) | Nil | Nil |
| Complaints on POSH as a % of female employees/ workers | Nil | Nil |
| Complaints on POSH upheld | Nil | Nil |

8. Mechanisms to prevent adverse consequences to the complainant in discrimination and harassment cases.

   The Company is committed to provide a safe and secure workplace and prohibits all forms of discrimination, harassment, or retaliation involving any employee. Its policies are designed to prevent such incidents and to guarantee that employees who raise complaints regarding discrimination or harassment do not face any adverse consequences. The Company also constituted Internal Committee in accordance with the provisions and spirit of the POSH Act and comprises a diverse group of internal and external members with relevant backgrounds,

with well-defined criteria for handling harassment cases. The IC members conduct Quarterly meetings to keep abreast of new developments in related law and micro-learning sessions. Throughout the process, IC will safeguard the identities of all parties involved, as well as the contents of complaints and inquiry proceedings.

9. Do human rights requirements form part of your business agreements and contracts?

   Yes, all business agreements and contracts entered by the Company generally include clauses ensuring compliance with applicable regulatory requirements, including human rights. Appropriate due diligence is carried out before finalizing any agreement or contract.

10. Assessments for the year:

| | % of your plants and offices that were assessed (by entity or statutory authorities or third parties) |
|---|---|
| Child labor | 100% of our plants are inspected regularly by respective statutory authorities |
| Forced / involuntary labor | |
| Sexual harassment | |
| Discrimination at workplace | |
| Wages | |
| Others – please specify | |

11. Provide details of any corrective actions taken or underway to address significant risks / concerns arising from the assessments at Question 9 above:

    LGB has no such significant risks/concerns arising from the assessment.

**LEADERSHIP INDICATORS**

1. Details of a business process being modified / introduced as a result of addressing human rights grievances/ complaints.

   During the reporting period, there were no specific modification or introduction of business processes in response to human rights grievances or complaints. The Company has established human rights grievance redressal mechanisms for employees and workers to raise concerns related to workplace practices and human rights.

2. Details of the scope and coverage of any Human rights due-diligence conducted.

   LGB HR Policy is available in the Company's intranet and clearly communicated to all employees in a manner in which it can be understood through induction programs, policy manuals.

   The responsibility for the implementation of the HR policy rests with the location HR Department and the security staff who do not permit underage people to enter the factory as associates (workers). Compliance with the HR policy is evident in the transparent system of recruitment, development, and welfare. Proper systems checks and balances are in place to ensure zero errors to points of Human Rights policy.

3. Is the premise/office of the entity accessible to differently abled visitors, as per the requirements of the Rights of Persons with Disabilities Act, 2016?

   Yes, Accessible Provisions available in all manufacturing locations.

4. Details on assessment of value chain partners:

| | % of value chain partners (by value of business done with such partners) that were assessed |
|---|---|
| Child labor | The Company has Internal Monitoring Mechanism compliance for all relevant local laws and policies pertaining to these issues at 100%. There has been no observation by local statutory authorities/external parties during the year. |
| Forced / involuntary labor | |
| Sexual harassment | |
| Discrimination at workplace | |
| Wages | |
| Others – please specify | |

5.Provide details of any corrective actions taken or underway to address signifiant risks/concerns arising from the assessments at Question 4 above. - Not Applicable

**PRINCIPLE 6: Businesses should respect and make efforts to protect and restore the environment**

**ESSENTIAL INDICATORS**

1. Details of total energy consumption (in Joules or multiples) and energy intensity, in the following format:

| Parameter | FY 2025-26 (Current Financial year) | FY 2024-25 (Previous Financial Year) |
|---|---|---|
| **From Renewable sources** | | |
| Total electricity consumption (A) (Windmill) (GJ) | 30880 | 28850 |
| Total fuel consumption (B) (GJ) | - | - |
| Energy consumption through other sources (C) (Solar) (GJ) | 44140 | 14850 |
| Total energy consumed from Renewable resources(A+B+C) (GJ) | **75020** | **43700** |
| **From non-renewable sources** | | |
| Total Electricity consumption(D) (EB) (GJ) | 377950 | 352447 |
| Total Fuel Consumption (E) (GJ) | - | - |
| Energy Consumption through other sources(F) (DG Set) (GJ) | 5080 | 4424 |
| Total energy consumed from non-renewable resources(D+E+F) (GJ) | **383030** | **356871** |
| Total energy consumed (A+B+C+D+E+F) (GJ) | **458050** | **400571** |
| Energy intensity per rupee of turnover (Total energy consumption/ revenue from operations) | 0.0000165 | 0.0000168 |
| Energy intensity per rupee of turnover adjusted for Purchasing Power Parity(PPP) (Total energy consumed / Revenue from Operation adjusted for PPP) | 0.0003359 | 0.0003462 |
| Energy intensity in terms of physical output | - | - |
| Energy intensity (optional) – the relevant metric may be selected by the entity | - | - |

Note: Indicate if any independent assessment/ evaluation/assurance has been carried out by an external agency? (Y/N) If yes, the name of the external agency. No

2. Does the entity have any sites / facilities identified as designated consumers (DCs) under the Performance, Achieve and Trade (PAT) Scheme of the Government of India? (Y / N) If yes, disclose whether targets set under the PAT scheme have been achieved. In case targets have not been achieved, provide the remedial action taken, if any.

   Not applicable

3. Provide details of the following disclosures related to water:

| Parameter | FY 2025-2026 (Current Financial Year) | FY 2024 – 2025 (Previous Financial Year |
|---|---|---|
| Water withdrawal by source (in kiloliters) | | |
| (i) Surface water | 0 | 0 |
| (ii) Groundwater | 189684.46 | 179857.26 |
| (iii) Third-party water | 47295.68 | 34159.88 |
| (iv) Seawater / desalinated water | 0 | 0 |
| (v) Others (TWAD, Corporation, SIPCOT) | 88396.19 | 25590.16 |
| Total volume of water withdrawal (in kiloliters) (i + ii + iii + iv + v) | 325376.33 | 239607.3 |
| Total volume of water consumption (in kiloliters) | 325376.33 | 239607.3 |
| Water intensity per rupee of turnover (Total water comsumption / Revenue from Operations) | 0.0000117 | 0.0000100 |
| Water intensity per rupee of turnover adjusted for purchasing power parity (PPP) (Total water consumption/revenue from operations adjusted for PPP) | 0.0002386 | 0.0002071 |
| Water intensity in terms of physical output | - | - |
| Water intensity (optional) – the relevant metric may be selected by the entity | - | - |
| Note: Indicate if any independent assessment / evaluation / assurance has been carried out by an external agency? (Y / N) If yes, name of the external agency<br>No independent assessment/evaluation/assurance has been carried out by any external agencies. | | |

4. Provide the following details related to water discharged:

| Parameter | FY 2025-2026 (Current Financial Year) | FY 2024 – 2025 (Previous Financial Year) |
|---|---|---|
| Water Discharge by destination and level of treatment (in kilolitres) | | |
| i) To Surface water | 0 | 0 |
| - No Treatment | 0 | 0 |
| - With Treatment - Specify level of treatment | 0 | 0 |
| ii) To Groundwater | 0 | 0 |
| - No Treatment | 0 | 0 |
| - With Treatment - Specify level of treatment | 0 | 0 |
| iii) To Seawater | 0 | 0 |
| - No Treatment | 0 | 0 |
| - With Treatment - Specify level of treatment | 0 | 0 |
| iv) Sent to third Party | 0 | 0 |
| - No Treatment | 0 | 0 |
| - With Treatment - Specify level of treatment | 0 | 0 |
| v) Others | 0 | 0 |
| - No Treatment | 0 | 0 |
| - With Treatment - Specify level of treatment | 0 | 0 |
| Total Water discharged (in kilolitres) | 0 | 0 |

Note: Indicate if any independent assessment / evaluation / assurance has been carried out by an external agency? (Y / N) If yes, name of the external agency.

No independent assessment / evaluation / assurance has been carried out.

5. Has the entity implemented a mechanism for Zero Liquid Discharge? If yes, provide details of its coverage and implementation

   Yes. LGB manufacturing facilities implemented Zero Liquid Discharge (ZLD) system, since all the effluent water generated due to industrial process are treated onsite. The entire treated water is recycled and reused for process.

   The Company equipped with Sewage Treatment Plant (STP) advanced water treatment methods are installed and treated sewage is 100% used for Gardening and Green Belt Development within plant premises.

6. Please provide details of air emissions (other than GHG emissions) by the entity, in the following format:

| Parameter | Unit | FY 2025-26 | FY 2024-25 |
|---|---|---|---|
| $NO_x$ | $mg/Nm^3$ | 57.08 | 46.04 |
| $SO_x$ | $mg/Nm^3$ | 9.61 | 8.20 |
| Particulate matter (PM) | $mg/Nm^3$ | 12.81 | 11.63 |
| Persistent organic pollutants (POP) | NA | NA | NA |
| Volatile organic compounds (VOC) | NA | NA | NA |
| Hazardous air pollutants (HAP) | NA | NA | NA |
| Others – please specify | NA | NA | NA |
| Note: Indicate if any independent assessment / evaluation / assurance has been carried out by an external agency? (Y / N) If yes, name of the external agency.<br>No independent assessment/evaluation/assurance has been carried out by any external agencies. | | | |

7. Provide details of greenhouse gas emissions (Scope 1 and Scope 2 emissions) and its intensity, in the following format:

| Parameter | Unit | FY 2025-26 (Current Financial Year) | FY 2024-25 (Previous Financial Year) |
|---|---|---|---|
| Total Scope 1 emissions (Break-up of the GHG into $CO_2$, $CH_4$, $N_2O$, HFCs, PFCs, $SF_6$, $NF_3$, if available) | Metric tonnes of $CO_2$ Equivalent | 12533.99 | 10,703.92 |
| Total Scope 2 emissions (Break-up of the GHG into $CO_2$, $CH_4$, $N_2O$, HFCs, PFCs, $SF_6$, $NF_3$, if available) | Metric tonnes of $CO_2$ Equivalent | 66786.40 | 53,644.97 |
| Total Scope 1 and Scope 2 emissions intensity per rupee of turnover<br>(Total Scope 1 and 2 GHG emissions/Revenue from operations) | $tCO_2$ eq / ₹ | 0.00000029 | 0.0000027 |
| Total Scope 1 and Scope 2 emissions intensity per rupee of turnover adjusted for Purchasing Power Parity (PPP)<br>( Total Scope 1 and Scope 2 GHG emissions/Revenue from operations adjusted for PPP) | $tCO_2$ eq /USD | 0.0000582 | 0.0000556 |
| Total Scope 1 and Scope 2 emissions intensity in terms of physical output | - | - | - |
| Total Scope 1 and Scope 2 emission intensity (optional) – the relevant metric may be selected by the entity | - | - | - |

Note: Indicate if any independent assessment/ evaluation/assurance has been carried out by an external agency? (Y/N) If yes, name of the external agency.

No independent assessment/evaluation/assurance has been carried out by any external agencies.

8. Does the entity have any project related to reducing Green House Gas emission? If yes, provide details.

   Yes. We (LGB) have taken up a few initiatives that help in reducing its greenhouse gas emissions. Solar panels have been installed at our plants for captive generation, which lowers our dependency of grid electricity, reduce dependence on fossil fuels and the related emissions. To reduce GHG emissions, energy-efficient equipment has been adopted at offices. The company has 22 windmills and solar with total capacity of 10.50 MW and the generated units were used for captive production. Total renewal energy consumption increased for production activity from 130.51 Lakhs units in 2024-2025 to 217.00 Lakhs units in 2025-2026.

9. Provide details related to waste Management by the entity, in the following format:

| Parameter | FY 2025-26 (Current Financial Year) | FY 2024-25 (Previous Financial Year) |
|---|---|---|
| **Total waste generated (in metric tonnes)** | | |
| Plastic waste **(A)** | 295.71 | 138.72 |
| E-waste **(B)** | 3.48 | 7.80 |
| Biomedical waste **(C)** | 0.021 | 0.008 |
| Construction and demolition waste **(D)** | NA | NA |
| Battery waste **(E)** | 8.5 | NA |
| Radioactive waste **(F)** | NA | NA |
| Other hazardous waste. Please specify, if any. **(G)** | 3338.16 | 2943.528 |
| Other non-hazardous waste generated Please specify, if any. **(H)**<br>(Break-up by composition i.e. by materials relevant to the sector) | 39373.06 | 22988.0 |
| **Total (A + B + C + D + E + F + G + H)** | 43019.83 | 26078.06 |
| Waste intensity per rupee of turnover (Total waste generated / Revenue from Operations) | 0.0000016 | 0.0000011 |
| Waste intensity per rupee of turnover adjusted for Purchasing Power Parity(PPP) (Total waste generated/Revenue from operations) | 0.0000315 | 0.0000225 |
| Waste intensity in terms of Physical output | - | - |
| Water intensity (optional) – the relevant metric may be selected by the entity | - | - |
| **For each category of waste generated, total waste recovered through recycling, reusing or other recovery operations (in metric tonnes)** | | |
| **Category of waste** | | |
| (i) Recycled | 39810.22 | 23244.167 |
| (ii) Reused | 8.5 | 0 |
| (iii) Other recovery operations | 0 | 0 |
| Total | 39818.72 | 23244.167 |
| **For each category of waste generated, total waste recovered through recycling, reusing or other recovery operations (in metric tonnes)** | | |
| **Category of waste** | | |
| (i) Incineration | 0.021 | 0.008 |
| (ii) Landfilling | 0 | 0 |
| (iii) Other disposal operations / co-processing | 3201.09 | 2833.88 |
| Total | 3201.11 | 2833.88 |

Note: Indicate if any independent assessment/ evaluation/assurance has been carried out by an external agency? (Y/N) If yes, name of the external agency

No independent assessment/evaluation/assurance has been carried out by any external agencies.

10. Briefly describe the waste Management practices adopted in your establishments. Describe the strategy adopted by your company to reduce usage of hazardous and toxic chemicals in your products and processes and the practices adopted to manage such wastes.

    LGB operates a structured waste reclamation process designed to ensure environmental protection, regulatory compliance, and alignment with circular economy principles. Waste is categorised into hazardous, non-hazardous, biodegradable, and non-biodegradable types. Waste streams are systematically evaluated, segregated, clearly labelled, and stored to enable safe handling and identify opportunities for reuse and recycling. All waste is segregated safety and stored in the dedicated storage premises without spillage. The waste is disposed to authorised waste handler for recycling and co processing. The quantity of waste generated and disposed of is monitored and record are maintained. This data is reviewed periodically, and waste reduction activities initiated are monitored.

11. If the entity has operations / offices in / around ecologically sensitive areas (such as national parks, wildlife sanctuaries, biosphere reserves, wetlands, biodiversity hotspots, forests, coastal regulation zones) where environmental approvals are required, please specify details in the following format:

| S. No. | Location of operations/offices | Type of operations | Whether the conditions of environmental approval / clearance are being complied with? (Y/N) If no, the reasons thereof and corrective action taken, if any. |
|---|---|---|---|
| None of L. G. Balakrishnan & Bros Ltd manufacturing facility nor offices are in or around ecologically sensitive zone. | | | |

12. Details of environmental impact assessments of projects undertaken by the entity based on applicable laws, in the current financial year:

| Name and brief details of project | EIA Notification No. | Date | Whether conducted by independent external agency (Yes / No) | Results communicated in public domain (Yes / No) | Relevant Web link |
|---|---|---|---|---|---|
| No new projects undertaken in the reporting periods which require Environmental Impact Assessment (EIA) based on applicable law. | | | | | |

13. Is the entity compliant with the applicable environmental law / regulations / guidelines in India; such as the Water (Prevention and Control of Pollution) Act, Air (Prevention and Control of Pollution) Act, Environment Protection Act and rules thereunder (Y / N). If not, provide details of all such non-compliances in the following format

| S. No. | Specify the law / regulation / guidelines which was not complied with | Provide details of the non-compliance | Any fines / penalties / action taken by regulatory agencies such as pollution control boards or by courts | Corrective action taken, if any |
|---|---|---|---|---|
| LGB adheres to all applicable environmental laws and regulations and no case of non-compliance was registered during the reporting period. | | | | |

## LEADERSHIP INDICATORS

1. Water withdrawal, consumption and discharge in areas of water stress (in kiloliters):

   For each facility / plant located in areas of water stress, provide the following information:

   (i) Name of the area Not Applicable

   (ii) Nature of operations Not Applicable

   (iii) Water withdrawal, consumption and discharge in the following format: Not Applicable

| Parameter | FY 2025-26 (Current Financial Year) | FY 2024-25 (Previous Financial Year) |
|---|---|---|
| **Water withdrawal by source(in kilolitres)** | | |
| (i) Surface water | NA | NA |
| (ii) Groundwater | NA | NA |
| (iii) Third-party water | NA | NA |
| (iv) Seawater / desalinated water | NA | NA |
| (v) Others (rainwater) | NA | NA |
| Total volume of water withdrawal (in kilolitres) (i + ii + iii + iv + v) | NA | NA |
| Total volume of water consumption(in kilolitres) | NA | NA |
| Water intensity per rupee of turnover (Water consumed in litres / turnover) | NA | NA |
| Water intensity (optional) – the relevant metric may be selected by the entity | NA | NA |
| Water discharge by destination and level of treatment (in kilolitres) | | |
| (i) Into Surface water | | |
| - No treatment | NA | NA |
| - With treatment – please specify level of treatment | NA | NA |
| (ii) Into Groundwater | | |
| - No treatment | NA | NA |
| - With treatment – please specify level of treatment | NA | NA |
| (iii) Into Seawater | | |
| - No treatment | NA | NA |
| - With treatment – please specify level of treatment | NA | NA |
| (iv) Sent to third-parties | | |
| - No treatment | NA | NA |
| - With treatment – please specify level of treatment | NA | NA |
| (v) Others | | |
| - No treatment | NA | NA |
| - With treatment – please specify level of treatment | NA | NA |
| Total water discharged (in kilolitres) | NA | NA |
| Note: Indicate if any independent assessment / evaluation /assurance has been carried out by an external agency? (Y / N) If yes, name of the external agency. | | |
| No independent assessment/evaluation/assurance has been carried out by any external agencies. | | |

2. Please provide details of total Scope 3 emissions & its intensity, in the following format:

| Parameter | Unit | FY 2025-26 (Current Financial Year) | FY 2024-25 (Previous Financial Year) |
|---|---|---|---|
| Total Scope 3 emissions (Break-up of the GHG into $CO_2$, $CH_4$, $N_2O$, HFCs, PFCs, $SF_6$, $NF_3$, if available) | Metric tonnes of $CO_2$ equivalent | 10997.77 | 6878.99 |
| Total Scope 3 emissions per rupee of turnover | $tCO_2$ eq / ₹ | 0.0000004 | 0.0000003 |
| Total Scope 3 emission intensity (optional) – the relevant metric may be selected by the entity | $tCO_2$ eq / USD | 0.0000081 | 0.0000059 |

Note: Indicate if any independent assessment/ evaluation/assurance has been carried out by an external agency? (Y/N) If yes, name of the external agency.

No independent assessment/evaluation/assurance has been carried out by any external agencies.

3. With respect to the ecologically sensitive areas reported at Question 11 of Essential Indicators above, provide details of significant direct & indirect impact of the entity on biodiversity in such areas along-with prevention and remediation activities.

Not Applicable, as none of the company's facility is in ecologically sensitive areas.

4. If the entity has undertaken any specific initiatives or used innovative technology or solutions to improve resource efficiency, or reduce impact due to emissions / effluent discharge / waste generated, please provide details of the same as well as outcome of such initiatives?

| Sr. No | Initiative undertaken | Details of the initiative (Web-link, if any, may be provided along-with summary) Outcome of the initiative | Outcome of the initiative |
|---|---|---|---|
| 1. | Recycling treated effluent | Recycling of treated process effluent from ETP through followed by Ultra Filtration (UF) & Reverse Osmosis. | Water Conservation |
| 2. | Water Conservation | Reduction of raw water consumption in canteen through process improvements. | Reduction in freshwater withdrawal and increased of recycled water in the plant operation. |
| 3. | Recovery/ Reclamation | Reclamation of coolant oil through oil filtration process. | Oil waste reduction. |
| 4. | Waste Management | Non-recycle wases are diverted to co-processing in cement kilns.<br>Recycle wastes like, Steel, E-Waste, Packing material and plastic are sold for recycling. | In total 3201.09 MT of non-recyclable waste were diverted from landfill and sent to co-processing units.<br>In total 39810.22 MT of waste like cardboard and plastic were sold to PCB Authorised Rcycler.<br>8.5 MT of battery wste has sold by buy-back mechanism for re-use. |
| 5. | Renewable energy | Offsite solar captive generation | Reduction of climate change by having 16.37% of energy through renewable power. Though this we have reduced around 15,971.20 MT of $CO_2$ Eq. in the current year. |

5. Does the entity have a business continuity and disaster Management plan? Give details in 100 words/web link.

LGB has established a Business Continuity and Disaster Management Plan, reflecting its commitment to ensuring uninterrupted operations, safeguarding shareholder value, upholding strong governance, and achieving strategic objectives. The plan enhances preparedness for unforeseen events and supports effective mitigation of potential disruptions. To support business continuity and operational efficiency in an increasingly complex risk environment, the Company has implemented a range of innovative initiatives leveraging its IT infrastructure. Preparedness activities include mock drills, first aid arrangements, public awareness programs, resource inventories, and coordination with emergency services.

6. Disclose any significant adverse impact to the environment, arising from the value chain of the entity. What mitigation or adaptation measures have been taken by the entity in this regard.

Nil.

7. Percentage of value chain partners (by value of business done with such partners) that were assessed for environmental impacts.

We are, at present, looking into formulating a supply chain program to assess social and environmental. practices of our supplier. Our supplier audit questionnaire comprises of Health, Safety and Environmental section, wherein requirements pertaining to environmental Management systems are also being verified.

8. How many green credits have been generated or procured by the listed entity

Nil.

## PRINCIPLE 7: Businesses, when engaging in influencing public and regulatory policy, should do so in a manner that is responsible and transparent

### ESSENTIAL INDICATORS

1. a. Number of affiliations with trade and industry chambers/ associations.

LGB has affiliations with 10 trade and industry associations.

b. List the top 10 trade and industry chambers/ associations (determined based on the total members of such body) the entity is a member of/ affiliated to.

| S. No | Name of the trade and industry chambers / associations | Reach of trade and industry chambers / associations (State / National) |
|---|---|---|
| 1. | Confederation of Indian Industry | National |
| 2. | Federation of Indian Chamber of Commerce and Industry. | National |
| 3. | Federation of Indian Export Organisation | National |
| 4. | Indian Chamber of Commerce and Industry | National |
| 5. | Indian Machine Tools Manufactures Association | National |
| 6. | Indian Wind power Associations | State |
| 7. | International Auto Manufacture Federation | National |

| S. No | Name of the trade and industry chambers / associations | Reach of trade and industry chambers / associations (State / National) |
|---|---|---|
| 8. | Indo America Chamber of Commerce | National |
| 9. | Indo German Chamber of Commerce | National |
| 10. | Indo Srilanka Chamber of Commerce | National |

2. Provide details of corrective action taken or underway on any issues related to anti-competitive conduct by the entity, based on adverse orders from regulatory authorities

| Name of authority | Brief of the case | Corrective action taken |
|---|---|---|
| Not applicable as there were no issues related to anti-competitive conduct by LGB or adverse orders from regulatory authorities | | |

**LEADERSHIP INDICATORS**

1. Details of public policy positions advocated by the entity:

| Sr. No. | Public Policy advocated | Method restored for such advocacy | Whether information in public Domain (Yes / No) | Frequency of review by Board (Annually / Half yearly / Quarterly /Others–Please Specify) | Web Link if available |
|---|---|---|---|---|---|
| | NIL | NIL | NIL | NIL | NA |

**PRINCIPLE 8: Businesses should promote inclusive growth and equitable development**

**ESSENTIAL INDICATORS**

1. Details of Social Impact Assessments (SIA) of projects undertaken by the entity based on applicable laws, in the current financial year.

| Name and brief detail of the project | SIA Notification-Number | Date of Notification | Whether conducted by Independent external agency (Yes/No) | Results communicated in public domain (Yes/No) | Relevant weblink |
|---|---|---|---|---|---|
| During the current FY 2025-26, the company has not initiated any projects for which such SIA is required to be undertaken as per the applicable laws. | | | | | |

2. Provide information on project(s) for which ongoing Rehabilitation and Resettlement (R&R) is being undertaken by your entity,in the following format:

| Sr. No | Name of the project fo which R&R is going | State | District | No. of Projects Affected families (PAFs) | % of PA Fs covered by R&R | Amount paid to PA Fs in the FY (in INR) |
|---|---|---|---|---|---|---|
| Not applicable | | | | | | |

3. Describe the mechanisms to receive and redress grievances of the community.

The Company has established mechanisms to receive, assess, and address grievances and concerns raised by local communities through regular stakeholder engagement and interaction. These engagements enable the Company to better understand community needs and facilitate timely resolution of issues wherever required. All grievances are logged promptly and reviewed on a regular basis by the CSR team. Issues are assessed, prioritised, and addressed in a time-bound manner. The closure of grievances is formally recorded, ensuring transparency and accountability in the process.

This structured approach enables timely resolution of community concerns while strengthening trust and engagement with local stakeholders.

4. Percentage of input material (inputs to total inputs by value) sourced from suppliers:

| | FY 2025-2026 Current Financial Year | FY 2024-2025 Previous Financial Year |
|---|---|---|
| Directly sourced from MSMEs / small producers | 25% | 18 % |
| Directly from within India | 25% | 18 % |

5. Job Creation in smaller towns - Disclose wages paid to persons employed (including employees or workers employed on a permanent or non-permanent/on contract basis) in the following locations, as % of total wage cost

| | FY 2025-2026 Current Financial Year | FY 2024-2025 Previous Financial Year |
|---|---|---|
| Rural | 32.00% | 34.00 % |
| Semi-Urban | 39.00% | 38.00 % |
| Urban | 15.00% | 17.00 % |
| Metropolitan | 14.00% | 11.00 % |

(Place to be categorized as per RBI classification System - rural/semi-urban/urban/metropolitan).

**LEADERSHIP INDICATORS**

1. Provide details of actions taken to mitigate any negative social impacts identified in the social Impact Assessments (Reference: Question 1 of Essential Indicators above):

| Details of negative social impact identified | Corrective action taken |
|---|---|
| Not Applicable | |

2. Provide the following information on CSR projects undertaken by your entity in designated aspirational districts as identified by government bodies.

| S. No. | State | Aspirational District | Amount spent (In INR lakhs) |
|---|---|---|---|
| 1 | Tamilnadu | Multiple District | 228.79 |
| 2 | Karnataka | Bengaluru | 3.00 |
| 3 | Maharashtra | Mumbai, Jalna | 7.00 |
| 4 | Meghalaya | Meghalaya | 5.00 |

3. (a) Do you have a preferential procurement policy where you give preference to purchase from suppliers comprising marginalized /vulnerable groups? : No

(b) From which marginalized /vulnerable groups do you procure? : Not Applicable

(c) What percentage of total procurement (by value) does it constitute? : Not Applicable

4. Details of the benefits derived and shared from the intellectual properties owned or acquired by your entity (in the current financial year), based on traditional knowledge:

| Sr. No. | Intellectual Property based upon traditional knowledge | Owned/ Acquired (Yes / No) | Benefit shared (Yes / No) | Basis of calculating benefit share |
|---|---|---|---|---|

| |
|---|
| Not Applicable |

5. Details of corrective actions taken or underway based on any adverse order in intellectual property related disputes wherein usage of traditional knowledge is involved.

| Name of authority | Brief of the case | Corrective action taken |
|---|---|---|
| Not Applicable | | |

6. Details of beneficiaries of CSR Projects:

| S. No. | CSR project | No. of persons benefitted from CSR projects (1) | % of beneficiaries from vulnerable and marginalized groups (2) |
|---|---|---|---|
| 1. | Promoting education | 611 | 100% |
| | Healthcare Initiatives* | - | |
| | Rural development * | - | |

* The total number of individuals benefiting from the above CSR projects cannot be determined.

**PRINCIPLE 9: Businesses should engage with and provide value to their consumers in a responsible manner**

**ESSENTIAL INDICATORS**

1. Describe the mechanisms in place to receive and respond to consumer complaints and feedback.

   The Company has established a well-defined mechanism for handling consumer complaints and feedback. Feedback and complaints are received through multiple channels. Depending on the nature of the complaints/ feedback, they are escalated to the relevant functional teams. The Company is committed to addressing and resolving all complaints within a defined timeframe. Each case is closely monitored throughout the resolution process to ensure appropriate and satisfactory closure. This structured approach underscores the Company's commitment to delivering high standards of customer service and effective issue resolution.

2. Turnover of products / services as a percentage of turnover from all products / services that carry information about Environmental and social parameters relevant to the product, Safe and responsible usage, Recycling and / or safe disposal.

| | As a percentage to total turnover |
|---|---|
| Environmental and social parameters relevant to the product | Not Applicable |
| Safe and responsible usage | |
| Recycling and/or safe disposal | |

3. Number of consumer complaints in respect of the following:

| | FY25-26* (Current Financial Year) | | Remarks | FY24-25 (Previous Financial Year) | | Remarks |
|---|---|---|---|---|---|---|
| | Received during the year | Pending resolution at end of year | | Received during the year | Pending resolution at end of year | |
| Data privacy | Nil | Nil | Nil | Nil | Nil | Nil |
| Advertising | Nil | Nil | Nil | Nil | Nil | Nil |
| Cybersecurity | Nil | Nil | Nil | Nil | Nil | Nil |
| Delivery of essential services | Nil | Nil | Nil | Nil | Nil | Nil |
| Restrictive Trade Practices | Nil | Nil | Nil | Nil | Nil | Nil |
| Unfair Trade Practices | Nil | Nil | Nil | Nil | Nil | Nil |
| Other | Nil | Nil | Nil | Nil | Nil | Nil |

4. Details of instances of product recalls on account of safety issues

| | Number | Reasons for recall |
|---|---|---|
| Voluntary recalls | 0 | NIL |
| Forced recalls | 0 | NIL |

5. Does the entity have a framework / policy on cyber security and risks related to data privacy? (Yes / No) If yes, provide web-link of the policy.

   Yes, the Company has an internal IT policy, and efforts to enhance employee awareness of cybersecurity are ongoing. Network devices, server operating systems, and hardware are regularly upgraded. Adequate data safety measures are ensured during data creation, storage, transit, and retrieval. Initiatives such as online cybersecurity awareness campaigns on phishing and email security are being conducted. The policy is available on the Company's intranet.

6. Provide details of any corrective actions taken or underway on issues relating to advertising, and delivery of essential services; cyber security and data privacy of customers, re-occurrence of instances of product recalls; penalty / action taken by regulatory authorities on safety of products / services

   Not applicable.

7. Provide the following information relating to data breaches:

   a. Number of instances of data breaches - Nil

   b. Percentage of data breached involving personally identifiable information of customers - NA

   c. Impact, if any, of the data breaches - Nil

**LEADERSHIP INDICATORS**

| | | |
|---|---|---|
| 1. | Channels/platforms where information on products and services of the entity can be accessed (provide web link, if available). | LGB website having all the information related to the products and business and can be accessed at https://www.lgb.co.in/products/ |

| | | |
|---|---|---|
| 2. | Steps taken to inform and educate consumers about safe and responsible usage of products and/or services. | All specifications on safe and responsible usage of our products is made available in the packaging or information label attached to each products. Since the products of the Company are directly supplied to the OEMs the Company has limited scope for informing and educating the end user about the safe and responsible usage of its products. |
| 3. | Mechanisms in place to inform consumers of any risk of disruption/discontinuation of essential services. | Not applicable |
| 4. | Does the entity display product information on the product over and above what is mandated as per local laws? (Yes/No/Not Applicable) If yes, provide details in brief. Did your entity carry out any survey with regard to consumer satisfaction relating to the major products/services of the entity, significant locations of operation of the entity or the entity as a whole? (Yes/No) | The Company displays all relevant information on the product, as required under Legal Metrology Act, 2011 |

## INDEPENDENT AUDITOR'S REPORT

TO THE MEMBERS OF L.G.BALAKRISHNAN & BROS LIMITED

### Report on the Audit of Standalone Financial Statements:

### Opinion

We have audited the accompanying standalone financial statements of L.G.BALAKRISHNAN & BROS LIMITED, Coimbatore ("the Company"), which comprise the standalone Balance Sheet as at March 31, 2026, the standalone statement of Profit and Loss (including Other Comprehensive Income), the standalone statement of cash flows, notes to standalone financial statements, the standalone statement of changes in equity for the year then ended, and a summary of material accounting policies and other explanatory information.

In our opinion and to the best of our information and according to the explanations given to us, the aforesaid Standalone financial statements give the information required by the Companies Act 2013 ("Act") in the manner so required and give a true and fair view in conformity with the Indian Accounting Standards prescribed under Section 133 of the Act read with the Companies (Indian Accounting Standard) Rules, 2015, as amended ("Ind AS") and other accounting principles generally accepted in India, of the state of affairs of the Company as at March 31, 2026 and its profit and other comprehensive income, its cash flows and the changes in equity for the year ended on that date.

### Basis for Opinion

We conducted our audit in accordance with the Standards on Auditing (SAs) specified under Section 143(10) of the Companies Act, 2013. Our responsibilities under those SAs are further described in the Auditor's responsibilities for the Audit of the Standalone Financial Statements section of our report. We are independent of the Company in accordance with the Code of Ethics issued by the Institute of Chartered Accountants of India (ICAI) together with the ethical requirements that are relevant to our audit of the standalone financial statements under the provisions of the Act and the Rules thereunder, and we have fulfilled our other ethical responsibilities in accordance with these requirements and ICAI's Code of Ethics.

We believe that the audit evidence we have obtained is sufficient and appropriate to provide a basis for our opinion on standalone financial statements.

### Key audit matters

Key audit matters are those matters that, in our professional judgement, were of most significance in our audit of the standalone financial statements of the current period. These matters were addressed in the context of our audit of the standalone financial statements as a whole, and in forming our opinion thereon, and we do not provide a separate opinion on these matters.

We have determined the matters described below to be the key audit matters to be communicated in our audit report.

| S.No | Key Audit Matters | How our audit addressed the key audit matter |
|---|---|---|
| 1 | Timing of Revenue recognition (as described in Material Accounting Policies 3(a) and Note 20 of the Standalone Ind AS financial statements): The Company recognizes revenue from sale of goods at a point in time based on the terms of the contract with customers which may vary case to case. Terms of sales arrangements with various customers within each of the operating segments, including Incoterms determine the timing of transfer of control and require judgment in determining timing of revenue recognition.<br><br>Due to the judgement relating to determination of point of time in satisfaction of performance obligations with respect to sale of products, this matter is considered as Key Audit Matter | Our audit procedures included:<br>• We understood the Company's revenue process, including design and implementation of controls and tested the operating effectiveness of the controls in relation to revenue recognition.<br>• We read and understood the Company's accounting policy for revenue recognition.<br>• On a sample basis, we tested contracts with customers, including Incoterms, purchase orders issued by customers, and sales invoices raised by the Company to determine the timing of transfer of control and the timing of revenue recognition in respect of such contracts.<br><br>We performed various analytical procedures to identify any unusual trends for further testing. |
| 2 | Evaluation of uncertain tax positions:<br><br>Due to the significant management judgment involved, we have considered this a key audit matter. | Our audit procedures included:<br><br>We obtained details of completed tax assessments and demands for the year ended March 31, 2026 from Management. We reviewed the Management's underlying assumptions in estimating the tax provision and the possible outcome of the disputes. We also considered legal precedence and other rulings in evaluating Management's position on these uncertain tax positions. Additionally, we considered the effect of new information in respect of uncertain tax positions as at April 1, 2026 to evaluate whether any change was required to Management's position on these uncertainties. |

### Information Other than the Standalone Financial Statements and Auditors' Report Thereon

The Company's Management and Board of Directors are responsible for the preparation of the other information. The other information comprises the information included in the Management Discussion and Analysis, Board's Report including annexures to the Board's Report, Business Responsibility Report and Shareholder's Information, but does not include the standalone financial statements and our auditor's report thereon.

Our opinion on the standalone financial statements does not cover the other information and we will not express any form of assurance conclusion thereon.

In connection with our audit of the standalone financial statements, our responsibility is to read the other information identified above when it becomes available and in doing so, consider whether the other information is materially inconsistent with the standalone financial statements or our knowledge obtained in the audit, or otherwise appears to be materially misstated.

If, based on the work we have performed, we conclude that there is a material misstatement of this other information, we are required to report that fact. We have nothing to report in this regard.

### Responsibilities of the Management and Those Charged with Governance for the Standalone Financial Statements:

The Company's Management and Board of Directors are responsible for the matters stated in Section 134(5) of the Act with respect to the preparation of these standalone financial statements that give a true and fair view of the financial position, financial performance , including other comprehensive income, changes in equity and cash flows of the Company in accordance with the Accounting principles generally accepted in India, including the Indian Accounting Standards ("Ind AS")prescribed under Section 133 of the Act, read with Rule 7 of Companies (Accounts) Rules, 2014

This responsibility also includes maintenance of adequate accounting records in accordance with the provisions of the Act for safeguarding the assets of the Company and for preventing and detecting frauds and other irregularities; selection and application of appropriate accounting policies; making judgments and estimates that are reasonable and prudent; and design, implementation and maintenance of adequate internal financial controls, that were operating effectively for ensuring the accuracy and completeness of the accounting records, relevant to the preparation and presentation of the standalone financial statements that give a true and fair view and are free from material misstatement, whether due to fraud or error.

In preparing the standalone financial statements, the Board of Directors is responsible for assessing the Company's ability to continue as a going concern, disclosing, as applicable, matters related to going concern and using the going concern basis of accounting unless the Board of Directors either intends to liquidate the Company or to cease operations, or has no realistic alternative but to do so.

The Board of Directors are also responsible for overseeing the Company's financial reporting process.

### Auditor's Responsibilities for the Audit of the Standalone Financial Statements:

Our objectives are to obtain reasonable assurance about whether the standalone financial statements as a whole are free from material misstatement, whether due to fraud or error, and to issue an auditor's report that includes our opinion. Reasonable assurance is a high level of assurance, but is not a guarantee that an audit conducted in accordance with SAs will always detect a material misstatement when it exists. Misstatements can arise from fraud or error and are considered material if, individually or in the aggregate, they could reasonably be expected to influence the economic decisions of users taken on the basis of these standalone financial statements.

As part of an audit in accordance with SAs, we exercise professional judgment and maintain professional skepticism throughout the audit. We also:

- Identify and assess the risks of material misstatement of the standalone financial statements, whether due to fraud or error, design and perform audit procedures responsive to those risks and obtain audit evidence that is sufficient and appropriate to provide a basis for our opinion. The risk of not detecting a material misstatement resulting from fraud is higher than for one resulting from error, as fraud may involve collusion, forgery, intentional omissions, misrepresentations, or the override of internal control.
- Obtain an understanding of internal financial controls relevant to the audit in order to design audit procedures that are appropriate in the circumstances. Under Section 143(3)(i) of the Act, we are also responsible for expressing our opinion on whether the Company has adequate internal financial controls system with reference to standalone financial statements in place and the operating effectiveness of such controls.
- Evaluate the appropriateness of accounting policies used and the reasonableness of accounting estimates and related disclosures made by the Board of Directors

- Conclude on the appropriateness of Board of Directors' use of the going concern basis of accounting in preparation of the standalone financial statements and , based on the audit evidence obtained, whether a material uncertainty exists related to events or conditions that may cast significant doubt on the Company's ability to continue as a going concern. If we conclude that material uncertainty exists, we are required to draw attention in our auditor's report to the related disclosures in the standalone financial statements or, if such disclosures are inadequate, to modify our opinion. Our conclusions are based on the audit evidence obtained up to the date of our auditor's report. However, future events or conditions may cause the Company to cease to continue as a going concern.
- Evaluate the overall presentation, structure and content of the standalone financial statements, including the disclosures, and whether the standalone financial statements represent the underlying transactions and events in a manner that achieves fair presentation.

Materiality is the magnitude of misstatements in the standalone financial statements that, individually or in aggregate, makes it probable that the economic decisions of a reasonably knowledgeable user of the standalone financial statements may be influenced. We consider quantitative materiality and qualitative factors in (i) planning the scope of our audit work and in evaluating the results of our work; and (ii) to evaluate the effect of any identified misstatements in the standalone financial statements.

We communicate with those charged with governance regarding, among other matters, the planned scope and timing of the audit and significant audit findings, including any significant deficiencies in internal control that we identify during our audit.

We also provide those charged with governance with a statement that we have complied with relevant ethical requirements regarding independence, and to communicate with them all relationships and other matters that may reasonably be thought to bear on our independence, and where applicable, related safeguards.

From the matters communicated with those charged with governance, we determine those matters that were of most significance in the audit of the standalone financial statements of the current period and are therefore the key audit matters. We describe these matters in our auditor's report unless law or regulation precludes public disclosure about the matter or when, in extremely rare circumstances, we determine that a matter should not be communicated in our report because the adverse consequences of doing so would reasonably be expected to outweigh the public interest benefits of such communication.

### Report on Other Legal and Regulatory Requirements:

1. As required by the Companies (Auditor's Report) Order, 2020 ("the Order") issued by the Central Government of India in terms of Section 143(11) of the Act, we give in **"Annexure A"** a statement on the matters specified in Paragraphs 3 and 4 of the Order, to the extent applicable.
2. As required by Section 143 (3) of the Act, we report that:

a) We have sought and obtained all the information and explanations which to the best of our knowledge and belief were necessary for the purposes of our audit.

b) In our opinion, proper books of account as required by law have been kept by the Company so far as it appears from our examination of those books.

c) The standalone Balance Sheet, the standalone Statement of Profit and Loss (including other comprehensive income), the standalone Statement of Cash Flows and the standalone Statement of Changes in Equity dealt with by this Report are in agreement with the books of accounts.

d) In our opinion, the aforesaid standalone financial statements comply with the Indian Accounting Standards specified under Section 133 of the Act, read with Companies (Indian Accounting Standards) Rules, 2015, as amended.

e) On the basis of the written representations received from the Directors as on March 31, 2026 taken on record by the Board of Directors, none of the Directors are disqualified as on March 31, 2026 from being appointed as a Director in terms of Section 164(2) of the Act.

f) With respect to the adequacy of the internal financial controls with reference to financial statements of the Company and the operating effectiveness of such controls, refer to our separate Report in **"Annexure B"**.

g) With respect to the other matters to be included in the Auditor's Report in accordance with the requirements of Section 197(16) of the Act, as amended:

In our opinion and to the best of our information and according to the explanations given to us, the remuneration paid by the Company to its Directors during the year is in accordance with the provisions of Section 197 of the Act.

h) With respect to the other matters to be included in the Auditor's Report in accordance with Rule 11 of the Companies (Audit and Auditors) Rules, 2014, in our opinion and to the best of our information and according to the explanations given to us:

i. The Company has disclosed the impact of pending litigations as at 31 March, 2026 on its financial position in its standalone financial statements – Refer Note No. 30 to the Standalone Financial Statements

ii. The Company did not have any long term contracts including derivative contracts for which there were any material foreseeable losses.

iii. There has been no delay in transferring amounts, required to be transferred, to the Investor Education and Protection Fund by the Company.

iv.

(a) The Management has represented that, to the best of its knowledge and belief, no funds have been advanced or loaned or invested (either from borrowed funds or share premium or any other sources or kind of funds) by the Company to or in any other person or entity, including foreign entity ("Intermediaries"), with the understanding, whether recorded in writing or otherwise, that the Intermediary shall, whether, directly or indirectly lend or invest in other persons or entities identified in any manner whatsoever by or on behalf of the Company ("Ultimate Beneficiaries") or provide any guarantee, security or the like on behalf of the Ultimate Beneficiaries;

(b) The Management has represented, that, to the best of its knowledge and belief, as disclosed in Note 51 to the standalone financial statements, no funds have been received by the Company from any person or entity, including foreign entity ("Funding Parties"), with the understanding, whether recorded in writing or otherwise, that the Company shall, whether, directly or indirectly, lend or invest in other persons or entities identified in any manner whatsoever by or on behalf of the Funding Party ("Ultimate Beneficiaries") or provide any guarantee, security or the like on behalf of the Ultimate Beneficiaries;

(c) Based on the audit procedures that have been considered reasonable and appropriate in the circumstances, nothing has come to our notice that has caused us to believe that the representations under sub-clause (i) and (ii) of Rule 11(e), as provided under (a) and (b) above, contain any material misstatement

v.

(a) The final dividend proposed in the previous year, declared and paid by the Company during the year is in accordance with Section 123 of the Act to the extent it applies to payment of dividend.

(b) As stated in Note No. 10(iv)(b) to the financial statements, the Board of Directors of the Company have proposed final dividend for the year which is subject to the approval of the members at the ensuing Annual General Meeting. The dividend proposed is in accordance with Section 123 of the Act to the extent it applies to declaration of dividend.

vi. Based on our examination, which included test checks, the Company has used accounting softwares for maintaining its books of account for the financial year ended March 31, 2026 which has a feature of recording audit trail (edit log) facility and the same has operated throughout the year for all relevant transactions recorded in the softwares. Further, during the course of our audit we did not come across any instance of the audit trail feature being tampered with and the audit trail has been preserved by the company as per the statutory requirements for record retention.

For **SURI & CO.**
Chartered Accountants
Firm Registration No.: 004283S
**G Rengarajan**
Partner
Membership No.: 219922
UDIN: 26219922PESADT5733

Place: Coimbatore
Date: 02.05.2026





## 'Annexure -A' to the Independent Auditor's Report to the Members of L.G.BALAKRISHNAN & BROS LIMITED

Referred to in paragraph 1 on 'Report on Other Legal and Regulatory Requirements' of our report of even date to the members of L.G Balakrishnan & Bros Limited ("the Company")

i. (a)

(A) The Company has maintained proper records showing full particulars including quantitative details and situation of Property, Plant and Equipment.

(B) The Company has maintained proper records showing full particulars of intangible assets.

(b) The Company has a regular programme of physical verification of its Property, Plant and Equipment by which all Property, Plant and Equipment are verified in a phased manner at reasonable intervals. In our opinion, and according to the information and explanations given to us, no material discrepancies were noticed on such verification.

(c) According to the information and explanation given to us and on the basis of our examination of the records of the Company, the title deeds of immovable properties (other than immovable properties where the Company is the lessee, and the lease agreements are duly executed in favor of the lessee) disclosed in the standalone financial statements are held in the name of the Company as at the Balance Sheet date.

(d) According to the information and explanation given to us and on the basis of our examination of the records of the Company, the Company has not revalued its Property, Plant and Equipment (including Right of Use assets) and intangible assets during the year.

(e) Based on the information and explanations given to us, no proceedings have been initiated during the year or are pending against the Company as at 31st March 2026 for holding any benami property under the Benami Transactions (Prohibitions) Act, 1988, as amended in 2016 and rules made thereunder.

ii.

(a) The inventory has been physically verified by the management at reasonable intervals during the year. In our opinion, the frequency of such verification is reasonable. We were informed that, no material discrepancies in excess of 10% or more in aggregate for each class of inventory were noticed. The discrepancies noticed on verification between the physical stocks and the book records have been properly dealt in the books of accounts.

(b) According to the information and explanation given to us, the Company has been sanctioned working capital limits in excess of five crore rupees, in aggregate, from banks or financial institutions on the basis of security of current assets. In our opinion, the quarterly returns or statements filed by the Company with such banks are in agreement with the books of account of the Company.

iii. The Company has made investments in Companies and the same are not prejudicial to the Company's interest. According to the information and explanation given to us and on the basis of our examination of the records of the Company, the Company has not provided any guarantee or security or granted any loans or advances in the nature of loans, secured or unsecured, to companies, firms, limited liability partnership or any other parties during the year.

(a) Based on our audit procedures & according to the information and explanation given to us, the investments made and guarantees given are not prejudicial to the Company's interests.

(b) In the absence of any loans and advances in the nature of loans given by the company sub-clause (a), (c) to (f) of clause (iii) of the Order is not applicable.

(iv) In our opinion and according to the information and explanation given to us, the Company has complied with provisions of Section 185 and 186 of the Act with respect of making investments and providing guarantees. The Company has not granted any loans or provided any securities, as applicable.

(v) According to the explanation and information provided to us, the Company has complied with the provisions of Sections 73 to 76 and any other relevant provisions of the Act and the Companies (Acceptance of Deposits) Rules,2014.We have been informed that no order has been passed by the Company Law Board or the National Company Law Tribunal or the Reserve Bank of India or any court or any other Tribunal in this regard.

(vi) The maintenance of cost records has been specified by the Central Government under Section 148(1) of the Companies Act, 2013. We have broadly reviewed the cost records maintained by the Company pursuant to the Companies (Cost Records and Audit) Rules, 2014, prescribed by the Central Government for the maintenance of the cost records under sub-Section (1) of Section 148 of the Companies Act, 2013, and are of the opinion that, prima facie, the prescribed accounts and cost records have been made and maintained. However, we have not carried out any detailed examination of the cost records with a view to determine whether they are accurate or complete.

vii.

(a) According to the information and explanations given to us and the records of the Company examined by us, the Company is regular in depositing undisputed statutory dues including Provident Fund, Employees' State Insurance, income-tax, Goods and Service tax, Customs duty, cess and any other statutory dues as applicable with the appropriate authorities.

(b) The details of the statutory dues which have not been deposited as on 31st March 2026 on account of dispute are as under:

| Name of the Statute | Nature of Due | Amount Disputed (₹ In Lakhs) | Amount Unpaid (₹ In Lakhs) | Period to which the amount relates | Forum where dispute is pending |
|---|---|---|---|---|---|
| Central Excise Act | Excess Credit availed | 62.72 | 13.68 | 2016-2017 | CESTAT, New Delhi. |
| Goods & Services Tax | Excess Claim of Input tax credit | 46.97 | 42.27 | 2017-2018 & 2018-2019 | Commissioner Appeals, GST (Jharkhand) |
| Goods & Services Tax | Excess Claim of Input tax credit | 12.51 | 11.26 | 2019-2020 | Additional Commissioner Appeals, GST (Karnataka) |
| Goods & Services Tax | Excess Claim of Input tax credit | 8.28 | 7.46 | 2017-2018 & 2018-2019 | Additional Commissioner Appeals, GST (Karnataka) |
| Goods & Services Tax | Excess Availment of Input Tax Credit | 23.52 | 21.16 | 2020-2021 | Additional Commissioner Appeals, GST (Rajasthan) |
| Goods & Services Tax | Excess Availment of Input Tax Credit | 50.67 | 45.61 | 2021-22 | Assistant Commissioner of CGST, (Haryana) |
| Income Tax Act | Excess claim u/s 80IC | 213.02 | 213.02 | AY 2010-2011 | Commissioner of Income Tax (Appeals) |
| Income Tax Act | Excess claim u/s 80IC | 214.23 | 214.23 | AY 2011-2012 | Commissioner of Income Tax (Appeals) |
| Income Tax Act | Excess claim u/s 80IC | 289.00 | 289.00 | AY 2014-2015 | Dispute Resolution Panel |

(viii) Based on our audit procedures and as per the information and explanations given by the management, no amount has been surrendered or disclosed as income during the year in the tax assessments under the Income Tax Act, 1961. Accordingly, paragraph 3(viii) of the order is not applicable to the Company.

ix.

(a) Based on our audit procedures and as per the information and explanations given by the management, the Company has not defaulted in repayment of loans or other borrowings or in payment of interest thereon to any lender.

(b) Based on the explanation and information given to us, the Company has not been declared a wilful defaulter by any bank or financial institution or government or any government authority.

(c) Based on the information and explanations given to us and the records of the Company examined by us, the Company has not taken any term loans during the year and there are no outstanding term loans at the beginning of the year and hence, the reporting under clause 3(ix)( c) of the Order is not applicable.

(d) Based on the information and explanation given to us and based on an overall examination of the financial statements of the Company, funds raised on short term basis have, prima facie, not been used during the year for long-term purposes by the Company.

(e) The Company has not taken any funds from any entity or person on account of or to meet the obligation of its subsidiaries as defined under the Companies Act, 2013. Accordingly, clause 3(ix)(e) of the Order is not applicable.

(f) The Company has not raised any loans during the year on the pledge of securities held in its any entity or person on account of or to meet the obligation of its subsidiaries as defined under the Companies Act, 2013. Accordingly, clause 3(ix)(f) of the Order is not applicable.

x.

(a) The Company did not raise money by way of initial public offer or further public offer (including debt instruments) during the year and accordingly, clause 3(x)(a) of the Order is not applicable to the Company.

(b) The Company has not made any preferential allotment or private placement of shares or convertible debentures (fully, partially or optionally convertible) during the year and hence reporting under clause 3(x) (b) of the Order is not applicable to the Company.

xi.

(a) Based on the examination of the books and records of the Company and according to the information and explanations given to us, there was no fraud by the Company and no fraud on the Company has been noticed or reported during the year.

(b) Based on the information and explanation given to us and based on the examination of the Company's records, no report under sub-section (12) of Section 143 of the Companies Act has been filed in Form ADT-4 as prescribed under Rule 13 of Companies (Audit and Auditors) Rules, 2014 with the Central Government, during the year and upto the date of this report.

(c) No whistle blower complaints have been received by the Company during the year (and upto the date of this report)

(xii) The Company is not a Nidhi company in accordance with Nidhi Rules 2014. Accordingly, paragraph 3(xii)(a) to (c) of the Order is not applicable.

(xiii) Based on our audit procedures and according to the information and explanations given to us, all the transactions entered into with the related parties during the year are in compliance with Section 177 and Section 188 of the Act where applicable and the details have been disclosed in the standalone financial statements as required by the Indian accounting standard.

xiv.

(a) In our opinion, based on the information and explanation given to us, the Company has an adequate internal audit system commensurate with the size and the nature of its business.

(b) We have considered the internal audit reports of the Company issued till date for the period under audit.

(xv) Based on the information and explanations given to us and based on the audit of the books of accounts, during the year the Company has not entered into any non-cash transactions with its Directors or persons connected with its Directors and hence provisions of Section 192 of the Companies Act, 2013 are not applicable to the Company

xvi.

(a) In our opinion, the Company is not required to be registered under Section 45-IA of the Reserve Bank of India Act, 1934. Accordingly, clause 3(xvi)(a) and (b) of the Order is not applicable.

(b) The company is not a Core Investment Company (CIC) as defined in the regulations made by the Reserve Bank of India and hence clause 3(xvi)(c) and 3(xvi)(d) of the Order is not applicable.

(xvii) The Company has not incurred cash losses during the financial year covered by our audit and the immediately preceding financial year.

(xviii) There has been no resignation of the Statutory Auditors during the year. Accordingly, clause 3(xviii) of the order is not applicable.

(xix) On the basis of financial ratios, ageing and expected dates of realisation of financial assets and payment of financial liabilities, other information accompanying the financial statements, our knowledge of the management plans, we are of the opinion that no material uncertainty exists as on the date of the audit report of the Company's capability of meeting its liabilities existing at the date of balance sheet as and when they fall due within a period of one year from the balance sheet date. We, however, state that this is not an assurance as to the future viability of the company. We further state that our reporting is based on the facts up to the date of the audit report and we neither give any guarantee nor any assurance that all liabilities falling due within a period of one year from the balance sheet date, will get discharged by the company as and when they fall due.

xx.

(a) There are no unspent amounts towards Corporate Social Responsibility (CSR) on other than ongoing projects at the end of the previous financial year and at the end of the current financial year requiring a transfer to a Fund specified in Schedule VII to the Companies Act in compliance with second proviso to sub-section (5) of Section 135 of the said Act. Accordingly, reporting under clause 3(xx)(a) of the Order is not applicable for the year.

(b) In respect of ongoing projects, the Company has transferred the unspent Corporate Social Responsibility (CSR) amount as at the end of the current financial year, out of the amounts that was required to be spent during the year, to a Special Account in compliance with the provision of sub-Section (6) of Section 135 of the said Act.

For **SURI & CO.**
Chartered Accountants
Firm Registration No.: 004283S
**G Rengarajan**
Partner
Membership No.: 219922
UDIN: 26219922PESADT5733

Place: Coimbatore
Date: 02.05.2026

**"Annexure - B"**

**Referred to in paragraph 2(g) on 'Report on Other Legal and Regulatory Requirements' of our report of even date**

**Report on the Internal Financial Controls with reference to the aforesaid standalone financial statements under Clause (i) of Sub-section 3 of Section 143 of the Companies Act, 2013 ("the Act")**

**Opinion:**

We have audited the Internal Financial Controls with reference to financial statements of L.G.BALAKRISHNAN & BROS LIMITED ("the Company"), as of March 31, 2026 in conjunction with our audit of the Standalone Financial Statements of the Company for the year ended on that date.

In our opinion, to the best of our information and according to the explanations given to us, the Company has, in all material respects, an adequate internal financial controls with reference to financial statements and such internal financial controls with reference to financial statements were operating effectively as at March 31, 2026, based on the internal financial controls with reference to financial statements criteria established by the Company considering the essential components of internal control stated in the Guidance Note on Audit of Internal Financial Controls Over Financial Reporting issued by the Institute of Chartered Accountants of India (the "Guidance Note")

**Management's Responsibility for the Internal Financial Controls:**

The Company's management is responsible for establishing and maintaining internal financial controls based on the internal financial controls with reference to financial statements criteria established by the Company considering the essential components of internal control stated in the Guidance Note. These responsibilities include the design, implementation and maintenance of adequate internal financial controls that were operating effectively for ensuring the orderly and efficient conduct of its business, including adherence to Company's policies, the safeguarding of its assets, the prevention and detection of frauds and errors, the accuracy and completeness of the accounting records, and the timely preparation of reliable financial information, as required under the Act.

**Auditors' Responsibility:**

Our responsibility is to express an opinion on the Company's internal financial controls with reference to financial statements based on our audit. We conducted our audit in accordance with the Guidance Note and the Standards on Auditing, issued by ICAI and deemed to be prescribed under Section 143(10) of the Act, to the extent applicable to an audit of internal financial controls. Those Standards and the Guidance Note require that we comply with ethical requirements and plan and perform the audit to obtain reasonable assurance about whether adequate internal financial controls with reference to financial statements was established and maintained and if such controls operated effectively in all material respects.

Our audit involves performing procedures to obtain audit evidence about the adequacy of the internal financial controls with reference to financial statements and their operating effectiveness. Our audit of internal financial controls with reference to financial statements included obtaining an understanding of internal financial controls with reference to financial statements, assessing the risk that a material weakness exists, and testing and evaluating the design and operating effectiveness of internal control based on the assessed risk. The procedures selected depend on the auditor's judgement, including the assessment of the risks of material misstatement of the Standalone Ind AS Financial Statements, whether due to fraud or error.

We believe that the audit evidence we have obtained is sufficient and appropriate to provide a basis for our audit opinion on the Company's internal financial controls with reference to financial statements.

**Meaning of Internal Financial Controls with reference to Standalone Financial Statements:**

A Company's internal financial controls with reference to financial statements is a process designed to provide reasonable assurance regarding the reliability of financial reporting and the preparation of financial statements for external purposes in accordance with generally accepted accounting principles. A Company's internal financial controls with reference to financial statements includes those policies and procedures that:-

1. Pertain to the maintenance of records that, in reasonable detail, accurately and fairly reflect the transactions and dispositions of the assets of the Company;
2. Provide reasonable assurance that transactions are recorded as necessary to permit preparation of financial statements in accordance with generally accepted accounting principles, and that receipts and expenditures of the Company are being made only in accordance with authorizations of management and directors of the Company; and
3. Provide reasonable assurance regarding prevention or timely detection of unauthorized acquisition, use, or disposition of the Company's assets that could have a material effect on the financial statements.

**Inherent Limitations of Internal Financial controls with reference to Standalone Financial Statements:**

Because of the inherent limitations of internal financial controls with reference to financial statements, including the possibility of collusion or improper management override of controls, material misstatements due to error or fraud may occur and not be detected. Also, projections of any evaluation of the internal financial controls with reference to financial statements to future periods are subject to the risk that the internal financial controls with reference to financial statements may become inadequate because of changes in conditions, or that the degree of compliance with the policies or procedures may deteriorate.

For **SURI & CO.**
Chartered Accountants
Firm Registration No.: 004283S
**G Rengarajan**
Partner
Membership No.: 219922
UDIN: 26219922PESADT5733

Place: Coimbatore
Date: 02.05.2026

## BALANCE SHEET AS AT 31 MARCH, 2026

₹ in Lakhs

| Particulars | Note No. | As at 31.03.2026 | As at 31.03.2025 |
|---|---|---|---|
| **A ASSETS** | | | |
| **1 Non-current assets** | | | |
| (a) Property, Plant and Equipments | 1 | **92,901.04** | 68,843.87 |
| (b) Capital work-in-progress | 1 | **950.82** | 1,199.72 |
| (c) Investment Property | 1 | **45.36** | 46.86 |
| (d) Right of use Asset | 1 | **4,288.98** | 4,347.28 |
| (e) Other Intangible assets | 1 | **78.08** | 106.30 |
| (f) Financial assets | | | |
| (i) Investments | 2 | **23,269.75** | 23,672.36 |
| (ii) Other financial assets | 3 | **40,952.01** | 29,136.34 |
| (g) Other non-current assets | 4 | **2,742.40** | 3,466.14 |
| **Total Non-Current Asset** | | **1,65,228.44** | **1,30,818.87** |
| **2 Current assets** | | | |
| (a) Inventories | 5 | **45,449.13** | 39,294.13 |
| (b) Financial assets | | | |
| (i) Trade receivables | 6 | **35,616.33** | 31,190.86 |
| (ii) Cash and cash equivalents | 7A | **1,513.32** | 1,214.76 |
| (iii) Bank balances other than (ii) above | 7B | **24,289.10** | 38,290.74 |
| (iv) Other financial assets | 8 | **5,024.22** | 4,012.13 |
| (c) Current tax Asset(Net) | | **-** | 206.00 |
| (d) Other current assets | **9** | **3,750.46** | 3,150.92 |
| **Total Current Assets** | | **1,15,642.56** | **1,17,359.54** |
| **3 Asset held for Sale** | 1 | **-** | - |
| **Total Assets** | | **2,80,871.00** | **2,48,178.41** |
| **B EQUITY AND LIABILITIES** | | | |
| **1 Equity** | | | |
| (a) Equity Share capital | 10 | **3,189.24** | 3,189.24 |
| (b) Other Equity | 11 | **2,07,342.78** | 1,83,751.14 |
| **Total Equity** | | **2,10,532.02** | **1,86,940.38** |

## BALANCE SHEET AS AT 31 MARCH, 2026 (CONTD..)

₹ in Lakhs

| Particulars | Note No. | As at 31.03.2026 | As at 31.03.2025 |
|---|---|---|---|
| **2 Liabilities** | | | |
| **Non-current liabilities** | | | |
| (a) Financial Liabilities | | | |
| (i) Borrowings | 12 | **1,259.11** | 1,141.42 |
| (ia) Lease Liabilities | 13 | **1,238.89** | 1,156.52 |
| (b) Provisions | 14 | **1,684.74** | 1,602.95 |
| (c) Deferred tax liabilities (net) | | **1,676.26** | 2,154.80 |
| **Total Non Current Liabilities** | | **5,859.00** | **6,055.69** |
| **3 Current liabilities** | | | |
| (a) Financial Liabilities | | | |
| (i) Borrowings | 15 | **11,276.01** | 8,576.90 |
| (ia) Lease Liabilities | 13 | **352.31** | 503.32 |
| (ii) Trade payables | | | |
| - total outstanding dues of micro & small enterprises | 16 | **4,026.93** | 2,901.51 |
| - total outstanding dues other than micro & small enterprises | 16 | **25,866.98** | 22,334.30 |
| (iii) Other financial liabilities | 17 | **17,573.64** | 15,464.23 |
| (b) Other current liabilities | 18 | **4,676.71** | 5,342.74 |
| (c) Provision | 19 | **91.07** | 59.34 |
| (d) Current tax Liabilities(Net) | | **616.33** | - |
| **Total Current Liabilities** | | **64,479.99** | **55,182.34** |
| **Total Equity & Liabilities** | | **2,80,871.00** | **2,48,178.41** |

See accompanying notes forming part of the Financial Statements

As per our report of even date attached
For **SURI & CO.**
Chartered Accountants
Firm Registration No.: 004283S
**G.RENGARAJAN**
Partner
Membership No.219922

Place : Coimbatore
Date : 02.05.2026

**For and on behalf of the Board of Directors**

**B. VIJAYAKUMAR**
Executive Chairman
DIN: 00015583

**P. PRABAKARAN**
Managing Director
DIN : 01709564

**N. RENGARAJ**
Chief Financial Officer

**M. LAKSHMI KANTH JOSHI**
Senior General Manager
(Legal) and
Company Secretary
ACS NO. A14273

## STATEMENT OF PROFIT AND LOSS FOR THE YEAR ENDED 31 MARCH, 2026

₹ in Lakhs

| Particulars | Note No. | For the year ended 31.03.2026 | For the year ended 31.03.2025 |
|---|---|---|---|
| **REVENUE** | | | |
| **1** Revenue from operations(net) | 20 | **2,77,348.40** | 2,39,074.42 |
| **2** Other income | 21 | **5,869.25** | 5,453.27 |
| **3 Total Income (1 + 2)** | | **2,83,217.65** | **2,44,527.69** |
| **4 Expenses:** | | | |
| (a) Cost of materials consumed | 22 a | **1,20,392.01** | 1,04,222.76 |
| (b) Changes in inventories of finished goods, work-in-progress and stock-in-trade | 22 b | **(4,372.52)** | (1,180.06) |
| (c) Employee benefits expense | 23 | **47,065.30** | 38,545.56 |
| (d) Finance costs | 24 | **949.89** | 812.27 |
| (e) Depreciation and amortisation expense | | **10,763.33** | 8,493.78 |
| (f) Other expenses | 25 | **67,358.10** | 56,882.62 |
| **Total Expenses** | | **2,42,156.11** | **2,07,776.93** |
| **5 Profit / (Loss) before exceptional items and tax (3-4)** | | **41,061.54** | **36,750.76** |
| **6** Exceptional items | | **260.24** | 2,302.66 |
| **7 Profit / (Loss) before tax for the period(5+6)** | | **41,321.78** | **39,053.42** |
| **8 Tax expense / (benefit):** | | | |
| (a) Current tax expense | 26 | **10,702.74** | 9,629.13 |
| (b) Current-tax expense relating to prior years | | **444.23** | - |
| (c) Deferred tax | 27 | **(459.43)** | 358.08 |
| **Net tax expense** | | **10,687.54** | **9,987.21** |
| **9 Profit / (Loss) for the period (7 - 8)** | | **30,634.24** | **29,066.21** |
| **10 Other Comprehensive Income (Net of taxes)** | | | |
| **(A)** (i) Items that will not be reclassified to Profit or Loss Account | | | |
| (1) Re-measurement of defined benefit plans | | **735.91** | (330.84) |
| (2) Equity instruments through Other Comprehensive Income | | **(1,419.16)** | (2,946.57) |
| (ii) Income-tax relating to Items that will not be reclassified to Profit and Loss Account | | **19.12** | 151.74 |
| **(B)** Items that will be reclassified to Profit or Loss Account | | **-** | - |
| **11 Total Comprehensive income for the year (9+10)** | | **29,970.11** | **25,940.54** |
| **12** Earnings per share (Face value of ` 10/- each) | | | |
| (a) Basic | | **96.05** | 91.83 |
| (b) Diluted | | **96.05** | 91.83 |

See accompanying notes forming part of the Financial Statements

As per our report of even date attached
For **SURI & CO.**
Chartered Accountants
Firm Registration No.: 004283S

**G.RENGARAJAN**
Partner
Membership No.219922

Place : Coimbatore
Date : 02.05.2026

**For and on behalf of the Board of Directors**

**B. VIJAYAKUMAR**
Executive Chairman
DIN: 00015583

**P. PRABAKARAN**
Managing Director
DIN : 01709564

**N. RENGARAJ**
Chief Financial Officer

**M. LAKSHMI KANTH JOSHI**
Senior General Manager
(Legal) and
Company Secretary
ACS NO. A14273

## STATEMENT OF CASH FLOWS FOR THE YEAR ENDED 31.03.2026

₹ in Lakhs

| Particulars | For the year ended 31 March, 2026 | | For the year ended 31 March, 2025 | |
|---|---|---|---|---|
| **A Cash flow from operating activities** | | | | |
| Net Profit before Tax | | **41,321.78** | | **39,053.42** |
| Adjustments for: | | | | |
| Depreciation | **10,763.33** | | 8,493.78 | |
| Provision for Doubtful Debts | **(6.10)** | | (40.70) | |
| Profit/Loss on sale of assets | **(50.07)** | | (1,057.71) | |
| Assets condemned/Written off | **16.32** | | 61.83 | |
| Interest and Finance Charges | **949.89** | | 812.27 | |
| Interest Income | **(5,068.03)** | | (4,772.36) | |
| Dividend Income | **(55.23)** | | (50.14) | |
| Net unrealised exchange differences | **(427.46)** | | (109.60) | |
| | | **6,122.65** | | **3,337.37** |
| Operating profit before working capital changes | | **47,444.43** | | **42,390.79** |
| **Changes in Working Capital** | | | | |
| Provisions - Non Current | **81.79** | | 86.71 | |
| Other Financial Assets - Non Current | **(95.67)** | | (93.89) | |
| Other Non Current Assets | **723.74** | | (1,392.56) | |
| Inventories | **(6,154.99)** | | (2,900.06) | |
| Trade Receivables | **(4,096.89)** | | (1,046.96) | |
| Loans | **-** | | 500.00 | |
| Other Financial Assets - Current | **(14.83)** | | 3.27 | |
| Other Current Assets | **136.38** | | (262.86) | |
| Trade Payables | **4,763.10** | | 1,485.44 | |
| Other financial liabilities | **2,069.28** | | 190.58 | |
| Current Liabilities | **(666.03)** | | 526.79 | |
| Provisions - Current | **31.71** | **(3,222.41)** | 17.43 | **(2,886.11)** |
| Cash generated from operations | | **44,222.02** | | **39,504.68** |
| Income tax paid, net of refunds received | | **(10,324.63)** | | **(9,892.91)** |
| **Net Cash generated from operating activities (A)** | | **33,897.39** | | **29,611.77** |
| **B. Cash flow from Investing activities** | | | | |
| Capital expenditure | **(34,013.78)** | | (28,592.57) | |
| Investment in subsidiary | **(857.00)** | | (1,500.09) | |
| Investment in Others | **(169.20)** | | (600.00) | |
| Proceeds from sale of investments | **9.66** | | - | |
| Proceeds from sale of fixed assets | **80.14** | | 1,085.19 | |
| Bank Balances not considered as cash and cash equivalents | **2,281.64** | | (2,201.31) | |
| Dividend income | **55.23** | | 50.15 | |
| Interest Income | **4,070.77** | | 3,232.47 | |
| **Net cash used in Investing activities (B)** | | **(28,542.54)** | | **(28,526.16)** |

## STATEMENT OF CASH FLOWS FOR THE YEAR ENDED 31.03.2026

₹ in Lakhs

| Particulars | For the year ended 31 March, 2026 | | For the year ended 31 March, 2025 | |
|---|---|---|---|---|
| **C. Cash flow from financing activities** | | | | |
| Interest and Finance Charges | **(789.55)** | | (682.21) | |
| Dividend Paid | **(6,338.37)** | | (5,596.81) | |
| Proceeds from Preferential share warrant | **-** | | 4,845.00 | |
| Lease Payments | **(745.16)** | | (655.81) | |
| Borrowings - Current and Non-current (Net) | **2,816.80** | | 1,209.13 | |
| **Net cash used in financing activities (C)** | | **(5,056.28)** | | **(880.70)** |
| **Net (decrease)/increase in cash and cash equivalents (A) + (B) + (C)** | | **298.57** | | **204.91** |
| **Cash and Cash Equivalents at the beginning of the year** | | **1,214.75** | | **1,009.84** |
| **Cash and Cash Equivalents at the end of the year** | | **1,513.32** | | **1,214.75** |

See accompanying notes forming part of the Financial Statements

As per our report of even date attached
For **SURI & CO.**
Chartered Accountants
Firm Registration No.: 004283S
**G.RENGARAJAN**
Partner
Membership No.219922

Place : Coimbatore
Date : 02.05.2026

**For and on behalf of the Board of Directors**

**B. VIJAYAKUMAR**
Executive Chairman
DIN: 00015583

**P. PRABAKARAN**
Managing Director
DIN : 01709564

**N. RENGARAJ**
Chief Financial Officer

**M. LAKSHMI KANTH JOSHI**
Senior General Manager (Legal) and Company Secretary
ACS NO. A14273

## STATEMENT OF CHANGES IN EQUITY

### A. Equity Share Capital

(₹ in Lakhs)

| | As at 31 March,2026 | As at 31 March,2025 |
|---|---|---|
| Balance as at the beginning of the year | 3,189.24 | 3,139.24 |
| Changes in equity share capital due to prior period errors | - | - |
| Restated balance at the beginning of the year | 3,189.24 | 3,139.24 |
| Changes in equity share capital during the year | - | 50.00 |
| Balance as at end of the year | 3,189.24 | 3,189.24 |

### B. Other Equity

(₹ in Lakhs)

**For the Year ended 31 March, 2026**

| Particulars | Reserves & Surplus | | | Other Comprehensive Income | | Money received against Share Warrants* | Total |
|---|---|---|---|---|---|---|---|
| | Securities Premium Reserve | General Reserve | Retained Earnings | Equity Instruments at Fair Value through OCI | Re-measurement of defined Employee Benefit Plans | | |
| **Balance as at 01.04.2025** | **7,940.99** | **1,50,000.00** | **16,068.83** | **9,741.32** | **-** | **-** | **1,83,751.14** |
| Changes in accounting policies and prior period errors | - | - | - | - | - | - | - |
| **Restated Balance as at 01.04.2025** | **7,940.99** | **1,50,000.00** | **16,068.83** | **9,741.32** | **-** | **-** | **1,83,751.14** |
| Profit for the year | - | - | 30,634.24 | - | - | - | 30,634.24 |
| Other Comprehensive Income / (losses) | - | - | - | (1,214.82) | 550.70 | | (664.12) |
| Dividends | - | - | (6,378.48) | - | - | - | (6,378.48) |
| Money received against Share Warrants | - | - | - | - | - | 4,795.00 | 4,795.00 |
| Amount transferred to Share Capital and Share Premium | - | - | - | - | - | (4,795.00) | -4,795.00 |
| **Transfer to Reserves** | **-** | **25,000.00** | **(24,449.30)** | **-** | **(550.70)** | **-** | **-** |
| **Balance as at 31.03.2026** | **7,940.99** | **1,75,000.00** | **15,875.29** | **8,526.50** | **-** | **-** | **2,07,342.78** |

Refer Note 11 (vii) to the Standalone Financial Statements.

* As at the Balance sheet date, an amount of ₹ 6,460/- Lakhs (Previous year - ₹ 1.615/- Lakhs) has been fully received from subscribers of the warrants with the warrant holders having exercised their rights and accordingly entire 5,00,000 share warrants have been converted to Equity shares of a face value of ₹ 10/- each at a premium of ₹ 1,282/- per share during the year as per the terms of these warrants.

The amount of ₹ 1,615 Lakhs received till the end of the previous financial year alongwith the amount received during the year has ben transferred to Equity share Capital and Securities Premimum to the tune of ₹ 50 Lakhs and ₹ 6,410 lakhs respectively.

For the Year ended 31 March, 2025

(₹ in Lakhs)

| Particulars | Reserves & Surplus | | | Other Comprehensive Income | | Money received against Share Warrants* | Total |
|---|---|---|---|---|---|---|---|
| | Securities Premium Reserve | General Reserve | Retained Earnings | Equity Instruments at Fair Value through OCI | Re-measurement of defined Employee Benefit Plans | | |
| **Balance as at 01.04.2025** | **1,530.99** | **1,30,000.00** | **12,900.83** | **12,619.42** | **-** | **1,615.00** | **1,58,666.24** |
| Changes in accounting policies and prior period errors | - | - | - | - | - | - | - |
| **Restated Balance as at 01.04.2025** | **1,530.99** | **1,30,000.00** | **12,900.83** | **12,619.42** | **-** | **1,615.00** | **1,58,666.24** |
| Profit for the year | - | - | 29,066.21 | - | - | - | 29,066.21 |
| Other Comprehensive Income / (losses) | - | - | - | (2,878.10) | (247.57) | | (3,125.67) |
| Dividends | - | - | (5,650.63) | - | | | (5,650.63) |
| Money received against Share Warrants | - | - | - | - | | 4,795.00 | 4,795.00 |
| Amount transferred to Share Capital and Share Premium | 6,410.00 | | | | | (6,410.00) | |
| **Transfer to Reserves** | **-** | **20,000.00** | **(20,247.57)** | **-** | **247.57** | | **-** |
| **Balance as at 31.03.2025** | **7,940.99** | **1,50,000.00** | **16,068.84** | **9,741.32** | **-** | **-** | **1,83,751.14** |

See accompanying notes forming part of the Financial Statements

As per our report of even date attached
For **SURI & CO.**
Chartered Accountants
Firm Registration No.: 004283S
**G.RENGARAJAN**
Partner
Membership No.219922

Place : Coimbatore
Date : 02.05.2026

**For and on behalf of the Board of Directors**

**B. VIJAYAKUMAR**
Executive Chairman
DIN: 00015583

**P. PRABAKARAN**
Managing Director
DIN : 01709564

**N. RENGARAJ**
Chief Financial Officer

**M. LAKSHMI KANTH JOSHI**
Senior General Manager (Legal) and Company Secretary
ACS NO. A14273







## A CORPORATE INFORMATION

L.G.Balakrishnan & Bros Limited (CIN - L29191TZ1956PLC000257) was formed in 1937 as a transport Company and has evolved today as a major manufacturer of chains, sprockets and metal formed parts for automotive applications. Its business segments include transmission and metal forming. Its transmission products include chains, sprockets, tensioners, belts and brake shoe. It also offers metal forming products consisting of fine blanking for precision sheet metal parts, machined components and wire drawing products for internal use as well as for other chain manufacturing plants, spring steel suppliers and umbrella manufacturers. The Company's products are marketed under the "Rolon" brand. LGB has manufacturing units spread across Tamil Nadu, Pondicherry, Maharashtra, Uttarakhand, Karnataka, Haryana and Rajasthan.

## B BASIS OF PREPARATION, MEASUREMENT AND MATERIAL ACCOUNTING POLICIES

### Statement of Compliance

The standalone financial statements have been prepared in accordance with Indian Accounting Standards (Ind AS) notified under Section 133 of the Companies Act, 2013 (the Act) [Companies (Indian Accounting Standards) Rules, 2015] as amended from time to time and guidelines issued by Securities and Exchange Board of India (SEBI) to the extent applicable. The Company's equity shares are listed on Bombay Stock Exchange Limited (BSE) and National Stock Exchange of India (NSE). The standalone financial statements were approved for issue by the Company's Board of Directors on 02 May 2026.

### Basis of Preparation and Presentation

"The Financial Statements have been prepared on the historical cost convention on accrual basis except for certain financial instruments which are measured at fair value at the end of each reporting period, as explained in the accounting policies mentioned below. Historical cost is generally based on the fair value of the consideration given in exchange of goods or services. All assets and liabilities have been classified as current or non-current according to the Company's operating cycle and other criteria set out in the Act. Based on the nature of products and the time between the acquisition of assets for processing and their realisation in cash and cash equivalents, the Company has ascertained its operating cycle as twelve months for the purpose of current or non-current classification of assets and liabilities.

### Current and Non-Current Classification

The Company presents assets and liabilities in the Balance Sheet based on Current/ Noncurrent classification.

(a) An asset is treated as Current when it is -

- Expected to be realised or intended to be sold or consumed in normal operating cycle;
- Held primarily for the purpose of trading;
- Expected to be realised within twelve months after the reporting period, or
- Cash or cash equivalent unless restricted from being exchanged or used to settle a liability for at least twelve months after the reporting period.

All other assets are classified as non-current.

(b) A liability is current when:

- It is expected to be settled in normal operating cycle;
- It is held primarily for the purpose of trading;
- It is due to be settled within twelve months after the reporting period, or
- There is no unconditional right to defer the settlement of the liability for at least twelve months after the reporting period.

The Company classifies all other liabilities as non-current.

Deferred tax assets and liabilities are classified as non-current assets and liabilities

There were no significant events that occurred after the Balance Sheet date apart from the ones mentioned in "Material Changes and commitments affecting the financial position between the end of the fiscal and date of the report' in the Board's report.

### Use of estimates & judgements

The preparation of financial statements in conformity with Ind AS requires management to make judgements, estimates and assumptions that affect the application of accounting policies and the reported amount of assets, liabilities, income, expenses and disclosures of contingent assets and liabilities at the date of these financial statements and the reported amount of revenues and expenses for the years presented. Actual results may differ from the estimates. Estimates and underlying assumptions are reviewed at each balance sheet date. Revisions to accounting estimates are recognised prospectively in the period in which the estimates are revised and future periods affected. In particular, information about significant areas of estimation uncertainty and critical judgements in applying accounting policies that have the most significant effect on the amounts recognised in the financial statements includes:

### Property, Plant and Equipment (PPE), Intangible Assets and Investment Properties

The residual values and estimated useful life of PPEs, Intangible Assets and Investment Properties are assessed by the technical team at each reporting date by taking into account the nature of asset, the estimated usage of the asset, the operating condition of the asset, past history of replacement and maintenance support. Upon review, the management accepts the assigned useful life and residual value for computation of depreciation/ amortisation. Also, management judgement is exercised for classifying the asset as investment properties or vice versa.

### Current tax

Calculations of income taxes for the current period are done based on applicable tax laws and management's judgement by evaluating positions taken in tax returns and interpretations of relevant provisions of law.

### Fair value

When the fair values of financial assets and financial liabilities recorded in the Balance Sheet cannot be measured based on quoted prices in active markets, their fair value is measured using valuation techniques including the DCF model. The inputs to these models are taken from observable markets where possible, but where this is not feasible, a degree of judgement is required in establishing fair values. Judgements include considerations of inputs such as liquidity risk, credit risk and volatility. Changes in assumptions about these factors could affect the reported fair value of financial instruments. These estimates may vary from the actual prices that would be achieved in an arm's length transaction at the reporting date.

### Impairment of Trade Receivables

The impairment for trade receivables are done based on assumptions about risk of default and expected loss rates. The assumptions, selection of inputs for calculation of impairment are based on management judgement considering the past history, market conditions and forward looking estimates at the end of each reporting date.

### Impairment of Non-financial assets (PPE/ Intangible Assets/ Investment Properties)

The impairment of non-financial assets is determined based on estimation of recoverable amount of such assets. The assumptions used in computing the recoverable amount are based on management judgement considering the timing of future cash flows, discount rates and the risks specific to the asset.

### Defined Benefit Plans and Other long term employee benefits

The cost of the defined benefit plan and other long term employee benefits, and the present value of such obligation are determined by the independent actuarial valuer. An actuarial valuation involves making various assumptions that may differ from actual developments in future. Management believes that the assumptions used by the actuary in determination of the discount rate, future salary

increases, mortality rates and attrition rates are reasonable. Due to the complexities involved in the valuation and its long term nature, this obligation is highly sensitive to changes in these assumptions. All assumptions are reviewed at each reporting date.

**Provisions and contingencies**

The recognition and measurement of other provisions are based on the assessment of the probability of an outflow of resources, and on past experience and circumstances known at the reporting date. The actual outflow of resources at a future date may therefore vary from the figure estimated at end of each reporting period.

**Functional and presentation currency**

These financial statements are presented in Indian Rupees (INR), which is the Company's functional currency. All financial information presented in INR has been rounded to the nearest Lakhs (up to two decimals).

**C Material Accounting Policies**

**a) Revenue**

**Sale of goods**

Revenue from sale of goods is recognised when the control of goods is transferred to the buyer as per the terms of the contract, in an amount that reflects the consideration the Company expects to be entitled to in exchange for those goods. Generally, control is transferred upon shipment of goods to the customer or when the goods is made available to the customer, provided transfer of title to the customer occurs and the Company has not retained any significant risks of ownership or future obligations with respect to the goods shipped based on the INCO terms.

**Contract Liability/Asset**

A contract liability is the obligation to transfer goods or services to a customer for which the Company has received consideration (or an amount of consideration is due) from the customer. Contract liabilities are recognised as revenue when the Company performs under the contract. The same is disclosed under Other Current Liabilities.

**Income from Service**

Income from sale of services is recognised when the services are rendered as per the terms of the agreement and when no significant uncertainty as to its determination or realisation exists.

**Interest Income**

Interest income is recognised on time proportion basis taking into account the amount outstanding and rate applicable. For all financial assets measured at amortised cost, interest income is recorded using the effective interest rate (EIR) i.e. the rate that exactly discounts estimated future cash receipts through the expected life of the financial asset to the net carrying amount of the financial assets. The future cash flows include all other transaction costs paid or received, premiums or discounts if any, etc.

**Dividend income**

Dividend income is recognized when the company's right to receive dividend is established on the reporting date, which is generally when shareholders approve the dividend.

**Rental income**

Rental income from operating lease on investment properties is recognised on a straight line basis over the term of the relevant lease, if the escalation is not a compensation for increase in cost inflation index.

**RODTEP and other export incentives**

The products of the company are eligible for various export incentives from the Government of India. Such incentives are recognised as other operating revenue when there is a reasonable assurance that the company will comply with all the necessary conditions attached to that.

**b) Property, plant and equipment and capital work in progress**

Property, plant and equipment and capital work in progress are stated at cost, net of accumulated depreciation and accumulated impairment losses, if any. The actual cost capitalised includes material cost, freight, installation cost, duties and taxes, eligible borrowing costs and other incidental expenses incurred during the construction / installation stage. Such cost includes the cost of replacing part of the plant and equipment and borrowing costs of a qualifying asset, if the recognition criteria are met.

Advances paid towards the acquisition of tangible assets outstanding at each balance sheet date, are disclosed as capital advances under other non-current assets and the cost of the tangible assets not ready for their intended use before such date, are disclosed as capital work in progress.

All material/ significant components have been identified and have been accounted separately. The useful life of such component are analysed independently and wherever components are having different useful life other than plant, the useful life of components are considered for calculation of depreciation.

An item of property, plant and equipment and any significant part initially recognised is derecognised upon disposal or when no future economic benefits are expected from its use or disposal. Any gain or loss arising on de-recognition of the asset (calculated as the difference between the net disposal proceeds and the carrying amount of the asset) is included in the income statement when the asset is derecognised.

**c) Depreciation on property, plant and equipment**

Depreciation is the systematic allocation of the depreciable amount of an asset over its useful life. The depreciable amount for assets is the cost of an asset, or other amount substituted for cost, less 5% being its residual value. The assets' residual values and useful lives are reviewed and adjusted if appropriate, at the end of each reporting period.

Depreciation is provided on written down value method on buildings, furniture and fixtures, computers and on straight line method on all other assets over the useful lives specified in Schedule II to the Companies Act, 2013 except for the following items, where useful life is estimated on technical assessment, past trends and differ from those provided in Schedule II of the Companies Act, 2013.

| Assets Category | Estimated useful life (in years) |
|---|---|
| Tools and dies | 5 |
| Leasehold land | Over the effective term of lease |
| Windmill | 25 |

Depreciation for PPE on additions is calculated on pro-rata basis from the date of such additions. For deletion/ disposals, the depreciation is calculated on pro-rata basis up to the date on which such assets have been discarded/ sold. Additions to fixed assets, costing `5000 each or less are fully depreciated retaining its residual value.

**d) Intangible assets**

Intangible assets acquired separately are measured on initial recognition at cost. The cost of a separately acquired intangible asset comprises (a) its purchase price, including import duties and non-refundable purchase taxes, after deducting trade discounts and rebates; and (b) any directly attributable cost of preparing the asset for its intended use.

Following initial recognition, intangible assets are carried at cost less any accumulated amortisation and accumulated impairment losses.

The useful lives of intangible assets are assessed as either finite or indefinite. Intangible assets with finite lives are amortised over the useful economic life and assessed for impairment whenever there is an indication that the intangible asset may be impaired. The amortisation period and the amortisation method for an intangible asset with a finite useful life are reviewed at least at the end of each reporting period.

Intangible assets with indefinite useful lives are not amortised, but are tested for impairment annually. The assessment of indefinite life is reviewed annually to determine whether the indefinite life continues to be supportable. If not, the change in useful life from indefinite to finite is made on a prospective basis.

**e) Investment property**

Investment properties are properties held to earn rentals and/or for capital appreciation (including property under construction for such purposes).

Investment properties are measured initially at cost, including transaction costs. Subsequent to initial recognition, investment properties are measured in accordance with Ind AS 40 - Investment Property requirements for cost model.

Company depreciates investment property as per the useful life prescribed in Schedule II of the Companies Act, 2013.

Though the Company measures investment property using the cost-based measurement, the fair value of investment property is disclosed in the notes. Fair values are determined based on an annual evaluation applying a valuation model.

**f) Inventories**

Inventories are valued at lower of cost and net realizable value. Cost includes all direct costs and applicable production overheads, to bring the goods to the present location and condition.

i) Costs of raw materials, packing materials, tools and dies and Store & Spare Parts are computed on weighted average basis.

ii) Costs of finished goods and semi-finished goods are computed on weighted average basis.

iii) Agriculture Produce is valued at estimate realizable value.

iv) Cost of stock held for trading are computed on weighted average basis.

v) Scrap materials are valued at net realizable value Machinery spares (other than those qualified to be capitalised as PPE and depreciated accordingly) are charged to Statement of Profit and Loss on consumption.

Net realisable value is the estimated selling price in the ordinary course of business, less estimated costs of completion and estimated costs necessary to make the sale.

**g) Financial Instruments**

Financial assets and financial liabilities are recognised when an entity becomes a party to the contractual provisions of the instruments.

**Financial assets**

**Initial recognition and measurement**

All financial assets are recognised initially at fair value. However, in the case of financial assets not recorded at fair value through profit or loss, transaction costs that are attributable to the acquisition of the financial asset are also added to the cost of the financial asset. Trade Receivables that do not contain a significant financing component are measured at transaction price.

If the Company determines that the fair value at initial recognition differs from the transaction price, the Company accounts for that instrument at that date as follows:

a) at the measurement basis mentioned above if that fair value is evidenced by a quoted price in an active market for an identical asset or liability (i.e. a Level 1 input) or based on a valuation technique that uses only data from observable markets. The Company recognises the difference between the fair value at initial recognition and the transaction price as a gain or loss.

b) in all other cases, at the measurement basis mentioned above, adjusted to defer the difference between the fair value at initial recognition and the transaction price. After initial recognition, the Company recognises that deferred difference as a gain or loss only to the extent that it arises from a change in a factor (including time) that market participants would take into account when pricing the asset or liability.

**Subsequent measurement**

For purposes of subsequent measurement, financial assets are classified on the basis of their contractual cash flow characteristics and the entity's business model of managing them.

Financial assets are classified into the following categories:

- Financial Assets at amortised cost
- Financial Assets at fair value through other comprehensive income (FVTOCI)
- Financial Assets, derivatives and equity instruments at fair value through profit or loss (FVTPL)
- Equity instruments measured at fair value through other comprehensive income (FVTOCI)

**Financial Assets at amortised cost**

The Company classifies a Financial Asset as at amortised cost, if both the following conditions are met:

a) The asset is held within a business model whose objective is to hold assets for collecting contractual cash flows; and

b) Contractual terms of the asset give rise on specified dates to cash flows that are Solely Payments of Principal and Interest (SPPI) on the principal amount outstanding.

Such financial assets are subsequently measured at amortised cost using the effective interest rate (EIR) method. Amortised cost is calculated by taking into account any discount or premium on acquisition and fees or costs that are an integral part of the EIR. The EIR amortisation is included in finance income in the profit or loss. The losses arising from impairment are recognised in the profit or loss.

**Financial Assets at FVTOCI**

The Company classifies a Financial Assets at FVTOCI, if both of the following criteria are met:

a) The objective of the business model is achieved both by collecting contractual cash flows and selling the financial assets, and

b) The asset's contractual cash flows represent SPPI.

Financial Assets included within the FVTOCI category are measured as at each reporting date at fair value. Fair value movements are recognized in the other comprehensive income (OCI). However, the Company recognizes finance income, impairment losses and reversals and foreign exchange gain or loss in the profit and loss statement. On derecognition of the asset, cumulative gain or loss previously recognised in OCI is reclassified from the equity to profit and loss. Interest earned whilst holding FVTOCI Financial Assets is reported as interest income using the EIR method.

**Financial Assets at FVTPL**

The Company classifies all Financial Assets, which do not meet the criteria for categorization as at amortized cost or as FVTOCI, as at FVTPL.

Financial Assets included within the FVTPL category are measured at fair value with all changes recognized in the profit and loss.

**Investment in Subsidiaries, Associates and Joint Ventures**

The Company has accounted for its investments in Subsidiaries, associates and joint venture at cost less impairment loss (if any). Investments are reviewed for impairment if events or changes in circumstances indicate that the carrying amount may not be recoverable. Investment in equity instrument of subsidiaries are stated at cost using the exemption as per Ind AS 27 'Separate financial statements'.

**All Other Equity investments**

Investments in equity instruments (other than subsidiaries) – All equity investments in scope of Ind AS 109 are measured at fair value. Equity instruments which are held for trading are generally classified at fair value through profit and loss (FVTPL). For all other equity instruments, the Company decides to classify the same either at fair value through other comprehensive income (FVOCI) or fair value through profit and loss (FVTPL). The Company makes such election on an instrument by instrument basis. The classification is made on initial recognition and is irrevocable. If the Company decides to classify an equity instrument as at FVOCI, then all fair value changes on the instrument, excluding dividends, are recognised in the other comprehensive income (OCI). There is no recycling of the amounts from OCI to statement of profit and loss, even on sale of investment. However, the Company may transfer the cumulative gain or loss within equity. Dividends on such investments are recognised in profit or loss unless the dividend clearly represents a recovery of part of the cost of the investment. Equity instruments included within the FVTPL category are measured at fair value with all changes recognised in the statement of profit and loss.

**Derecognition**

A financial asset is primarily derecognised when:

- The rights to receive cash flows from the asset have expired, or
- The Company has transferred its rights to receive cash flows from the asset or has assumed an obligation to pay the received cash flows in full without material delay to a third party under a 'pass-through' arrangement; and either (a) the Company has transferred substantially all the risks and rewards of the asset, or (b) the Company has neither transferred nor retained substantially all the risks and rewards of the asset, but has transferred control of the asset.

When the Company has transferred its rights to receive cash flows from an asset or has entered into a pass-through arrangement, it evaluates if and to what extent it has retained the risks and rewards of ownership. When it has neither transferred nor retained substantially all of the risks and rewards of the asset, nor transferred control of the asset, the Company continues to recognise the transferred asset to the extent of the Company's continuing involvement. In that case, the Company also recognises an associated liability. The transferred asset and the associated liability are measured on a basis that reflects the rights and obligations that the Company has retained.

Continuing involvement that takes the form of a guarantee over the transferred asset is measured at the lower of the original carrying amount of the asset and the maximum amount of consideration that the Company could be required to repay.

**Impairment of financial assets**

In accordance with Ind AS 109, the Company applies expected credit loss (ECL) model for measurement and recognition of impairment loss on the following financial assets and credit risk exposure:

a) Financial assets that are measured at amortised cost e.g., loans, debt securities, deposits, receivables and bank balance.

b) Financial assets that are measured at FVTOCI

c) Trade receivables or any contractual right to receive cash or another financial asset that result from transactions that are within the scope of Ind AS 115

The Company follows 'simplified approach' for recognition of impairment loss allowance on:

- Trade receivables or contract revenue receivables; and
- All lease receivables resulting from transactions within the scope of Ind AS 116





The application of simplified approach does not require the Company to track changes in credit risk. Rather, it recognises impairment loss allowance based on lifetime Expected Credit Loss (ECL) at each reporting date, right from its initial recognition.

**Financial liabilities**

**Initial recognition and measurement**

Financial liabilities are classified, at initial recognition, as financial liabilities at FVTPL and as at amortised cost.

Amortised cost is calculated by taking into account any discount or premium on acquisition and fees or costs that are an integral part of the EIR. The EIR amortisation is included as finance costs in the statement of profit and loss.

All financial liabilities are recognised initially at fair value and, in the case of loans and borrowings and payables, net of directly attributable transaction costs.

The Company's financial liabilities include trade and other payables, loans and borrowings including bank overdrafts, financial guarantee contracts and derivative financial instruments.

The measurement of financial liabilities depends on their classification, as described below:

**Financial liabilities at FVTPL**

Financial liabilities at FVTPL include financial liabilities held for trading and financial liabilities designated upon initial recognition as at fair value through profit or loss. Financial liabilities are classified as held for trading, if they are incurred for the purpose of repurchasing in the near term. This category also includes derivative financial instruments entered into by the Company that are not designated as hedging instruments in hedge relationships as defined by Ind AS 109. Separated embedded derivatives are also classified as held for trading unless they are designated as effective hedging instruments.

Gains or losses on liabilities held for trading are recognised in the profit or loss.

For liabilities designated as FVTPL, fair value gains/ losses attributable to changes in own credit risk are recognized in OCI. These gains/ loss are not subsequently transferred to profit and loss. However, the company may transfer the cumulative gain or loss within equity. All other changes in fair value of such liability are recognised in the statement of profit or loss. The company has not designated any financial liability as at fair value through profit and loss.

**Loans and borrowings**

After initial recognition, interest-bearing loans and borrowings are subsequently measured at amortised cost using the EIR method. Gains and losses are recognised in profit or loss when the liabilities are derecognised as well as through the EIR amortisation process.

**Financial guarantee contracts**

A financial guarantee contract is a contract that requires the issuer to make specified payments to reimburse the holder for a loss it incurs because a specified debtor fails to make payments when due in accordance with the terms of a debt instrument.

Financial guarantee contracts issued by the Company are initially measured at their fair values and, if not designated as at fair value through profit or loss, are subsequently measured at higher of (i) The amount of loss allowance determined in accordance with impairment requirements of Ind AS 109 – Financial Instruments and (ii) The amount initially recognised less, when appropriate, the cumulative amount of income recognised in accordance with the principles of Ind AS 115 – Revenue from Contracts with Customers.

**Derivative financial instruments**

The Company holds derivative financial instrument - foreign exchange forward contracts to mitigate the risk of changes in exchange rates on foreign currency exposures. The counterparty for these contracts is generally a bank.

**(a) Derivatives fair valued through profit or loss**

This category has derivative financial assets or liabilities which are not designated as hedges.

Although the Company believes that these derivatives constitute hedges from an economic perspective, they may not qualify for hedge accounting under Ind AS 109, Financial Instruments. Any derivative that is either not designated a hedge, or is so designated but is ineffective as per Ind AS 109, is categorized as a financial asset or financial liability, at fair value through profit or loss.

Derivatives not designated as hedges are recognized initially at fair value and attributable transaction costs are recognized in net profit in the Statement of Profit and Loss when incurred. Subsequent to initial recognition, these derivatives are measured at fair value through profit or loss and the resulting exchange gains or losses are included in other income. Assets / liabilities in this category are presented as current assets / current liabilities if they are either held for trading or are expected to be realized within 12 months after the Balance Sheet date.

**Derecognition of financial liabilities**

A financial liability is derecognised when the obligation under the liability is discharged or cancelled or expires. When an existing financial liability is replaced by another from the same lender on substantially different terms, or the terms of an existing liability are substantially modified, such an exchange or modification is treated as the derecognition of the original liability and the recognition of a new liability. The difference in the respective carrying amounts is recognised in the statement of profit or loss.

**h) Foreign currency transactions and translations**

**Transactions and balances**

Transactions in currencies other than the entity's functional currency (foreign currencies) are recognised at the rates of exchange prevailing at the dates of the transactions. However, for practical reasons, the Company uses an average rate, if the average approximates the actual rate at the date of the transaction.

Monetary assets and liabilities denominated in foreign currencies are translated at the functional currency spot rates of exchange at the reporting date. Exchange differences arising on settlement or translation of monetary items are recognised in profit or loss.

Non-monetary items that are measured in terms of historical cost in a foreign currency are translated using the exchange rates at the dates of the initial transactions. Non-monetary items measured at fair value in a foreign currency are translated using the exchange rates at the date when the fair value is determined. The gain or loss arising on translation of non-monetary items measured at fair value is treated in line with the recognition of the gain or loss on the change in fair value of the item (i.e., translation differences on items whose fair value gain or loss is recognised in OCI or profit or loss are also recognised in OCI or profit or loss, respectively).

The Company enters into forward exchange contract to hedge its risk associated with Foreign currency fluctuations. The premium or discount arising at the inception of a forward exchange contract is amortized as expense or income over the life of the contract. In case of monetary items which are covered by forward exchange contract, the difference between the year end rate and rate on the date of the contract is recognized as exchange difference. Any profit or loss arising on cancellation of a forward exchange contract is recognized as income or expense for that year.

**i) Borrowing Costs**

Borrowing cost include interest computed using Effective Interest Rate method, amortisation of ancillary costs incurred and exchange differences arising from foreign currency borrowings to the extent they are regarded as an adjustment to the interest cost.





Borrowing costs that are directly attributable to the acquisition, construction, production of a qualifying asset are capitalised as part of the cost of that asset which takes substantial period of time to get ready for its intended use. The Company determines the amount of borrowing cost eligible for capitalisation by applying capitalisation rate to the expenditure incurred on such cost. The capitalisation rate is determined based on the weighted average rate of borrowing cost applicable to the borrowings of the Company which are outstanding during the period, other than borrowings made specifically towards purchase of the qualifying asset. The amount of borrowing cost that the Company capitalises during the period does not exceed the amount of borrowing cost incurred during that period. All other borrowings costs are expensed in the period in which they occur.

Interest income earned on the temporary investment of specific borrowings pending their expenditure on qualifying assets is deducted from the borrowing costs eligible for capitalisation.

All other borrowing costs are recognised in the statement of profit and loss in the period in which they are incurred.

**j) Government grants**

Government grants are recognised at fair value where there is a reasonable assurance that the grant will be received and all the attached conditions are complied with.

In case of revenue related grant, the income is recognised on a systematic basis over the period for which it is intended to compensate an expense and is disclosed under "Other operating revenue" or netted off against corresponding expenses wherever appropriate.

**k) Taxes**

**Current income tax**

Current income tax assets and liabilities are measured at the amount expected to be recovered from or paid to the taxation authorities. The tax rates and tax laws used to compute the amount are those that are enacted or substantively enacted, at the reporting date in the countries where the Company operates and generates taxable income.

Current income tax relating to items recognised outside profit or loss is recognised outside profit or loss (either in other comprehensive income or in equity). Current tax items are recognised in correlation to the underlying transaction either in OCI or directly in equity. Management periodically evaluates positions taken in the tax returns with respect to situations in which applicable tax regulations are subject to interpretation and establishes provisions where appropriate.

**Deferred tax**

Deferred tax is provided using the liability method on temporary differences between the tax bases of assets and liabilities and their carrying amounts for financial reporting purposes at the reporting date.

Deferred tax liabilities are recognised for all taxable temporary differences.

Deferred tax assets are recognised to the extent that it is probable that taxable profit will be available against which the deductible temporary differences, and the carry forward of unused tax credits and unused tax losses can be utilised. Where there is deferred tax assets arising from carry forward of unused tax losses and unused tax created, they are recognised to the extent of deferred tax liability.

The carrying amount of deferred tax assets is reviewed at each reporting date and reduced to the extent that it is no longer probable that sufficient taxable profit will be available to allow all or part of the deferred tax asset to be utilised. Unrecognised deferred tax assets are re-assessed at each reporting date and are recognised to the extent that it has become probable that future taxable profits will allow the deferred tax asset to be recovered.

Deferred tax assets and liabilities are measured at the tax rates that are expected to apply in the year when the asset is realised or the liability is settled, based on tax rates (and tax laws) that have been enacted or substantively enacted at the reporting date.

Deferred tax relating to items recognised outside profit or loss is recognised outside profit or loss (either in other comprehensive income or in equity). Deferred tax items are recognised in correlation to the underlying transaction either in OCI or directly in equity.

Deferred tax assets and deferred tax liabilities are offset if a legally enforceable right exists to set off current tax assets against current tax liabilities and the deferred taxes relate to the same taxable entity and the same taxation authority.

**l) Retirement and other employee benefits**

**Short-term employee benefits**

A liability is recognised for short-term employee benefit in the period the related service is rendered at the undiscounted amount of the benefits expected to be paid in exchange for that service.

**Defined contribution plans**

Retirement benefit in the form of Provident Fund and Superannuation Fund is a defined contribution scheme. The Company has no obligation, other than the contribution payable to the Provident Fund Superannuation Fund. The Company recognizes contribution payable to the provident fund scheme and Suprannuation fund as an expense, when an employee renders the related service. If the contribution payable to the scheme for service received before the balance sheet date exceeds the contribution already paid, the deficit payable to the scheme is recognized as a liability after deducting the contribution already paid. If the contribution already paid exceeds the contribution due for services received before the balance sheet date, then excess is recognized as an asset to the extent that the pre-payment will lead to, for example, a reduction in future payment or a cash refund.

**Defined benefit plans**

The Company operates a defined benefit gratuity plan in India, which requires contributions to be made to a separately administered fund. The cost of providing benefits under the defined benefit plan is determined using the projected unit credit method.

Remeasurements, comprising of actuarial gains and losses, the effect of the asset ceiling, excluding amounts included in net interest on the net defined benefit liability and the return on plan assets (excluding amounts included in net interest on the net defined benefit liability), are recognised immediately in the balance sheet with a corresponding debit or credit to retained earnings through OCI in the period in which they occur. Remeasurements are not reclassified to profit or loss in subsequent periods.

**Other long term employee benefits**

Liabilities recognised in respect of other long-term employee benefits are measured at the present value of the estimated future cash outflows expected to be made by the Company in respect of services provided by the employees up to the reporting date.

**Compensated absences**

The Company has a policy on compensated absences being other long term employee benefits, which are both accumulating and non-accumulating in nature. The expected cost of accumulating compensated absences is determined by actuarial valuation performed by an independent actuary at each balance sheet date using projected unit credit method on the additional amount expected to be paid / availed as a result of the unused entitlement that has accumulated at the balance sheet date. Expense on non-accumulating compensated absences is recognized in the period in which the absences occur.





**m) Leases**

The company has adopted Ind AS 116 " Leases" with effect from 1st April 2019. The company has measured Right-to-use Asset and Lease Liability based on the remaining lease period and payments discounted using the incremental borrowing rate as at the date of initial application.

The Company's lease asset classes primarily consist of leases for Land and Buildings. The Company assesses whether a contract is, or contains, a lease if the contract conveys the right to control the use of an identified asset for a period of time in exchange for consideration. To assess whether a contract conveys the right to control the use of an identified asset, the Company assesses whether:

(i) the contract involves the use of an identified asset

(ii) the Company has substantially all of the economic benefits from use of asset through the period of the lease and

(iii) the Company has the right to direct the use of the asset.

At the date of commencement of the lease, the Company recognises a right-of-use asset ("ROU") and corresponding lease liability for all lease arrangements in which it is a lessee, except for leases with a term of twelve months or less (short term leases) and leases of low value assets. For these short term and leases of low value assets, the Company recognises the lease payments as an operating expense on a straight-line basis over the term of the lease.

The right-of-use assets are initially recognised at cost, which comprises the initial amount of the lease liability adjusted for any lease payments made at or prior to the commencement date of the lease plus any initial direct costs less any lease incentives. They are subsequently measured at cost less accumulated depreciation and impairment losses, if any.

Right-of-use assets are depreciated from the commencement date on a straight-line basis over the shorter of the lease term and useful life of the underlying asset.

The lease liability is initially measured at the present value of the future least payments. The lease payments are discounted using the interest rate implicit in the lease or, if not readily determinable, using the incremental borrowing rates. The lease liability is subsequently remeasured by increasing the carrying amount to reflect interest on the lease liability, reducing the carrying amount to reflect the lease payments made.

A lease liability is remeasured upon the occurrence of certain events such as a change in the lease term or a change in an index or rate used to determine lease payments. The re-measurement normally also adjusts the leased assets. Lease liability and ROU asset have been separately presented in the Balance Sheet and lease payments have been classified as financing cashflows.

**n) Impairment of non financial assets**

The Company assesses, at each reporting date, whether there is an indication that an asset may be impaired. If any indication exists, or when annual impairment testing for an asset is required, the Company estimates the asset's recoverable amount. An asset's recoverable amount is the higher of an asset's or cash-generating unit's (CGU) fair value less costs of disposal and its value in use. Recoverable amount is determined for an individual asset, unless the asset does not generate cash inflows that are largely independent of those from other assets or groups of assets. When the carrying amount of an asset or CGU exceeds its recoverable amount, the asset is considered impaired and is written down to its recoverable amount.

**o) Offsetting Financial Instruments**

Financial assets and liabilities are offset and the net amount is reported in the Balance Sheet where there is a legally enforceable right to

offset the recognised amounts and there is an intention to settle on a net basis or realise the asset and settle the liability simultaneously. The legally enforceable right must not be contingent on future events and must be enforceable in the normal course of business and in the event of default, insolvency or bankruptcy of the Company or the counterparty.

**p) Provisions, contingent liabilities and contingent asset**

**Provisions**

Provisions are recognised when the Company has a present obligation (legal or constructive) as a result of a past event and it is probable that an outflow of resources embodying economic benefits will be required to settle the obligation and a reliable estimate can be made of the amount of the obligation.

Provisions are discounted, if the effect of the time value of money is material, using pre-tax rates that reflects the risks specific to the liability. When discounting is used, an increase in the provisions due to the passage of time is recognised as finance cost. These provisions are reviewed at each balance sheet date and adjusted to reflect the current best estimates.

Necessary provision for doubtful debts, claims, etc., are made, if realisation of money is doubtful in the judgement of the management.

**Contingent liabilities**

A contingent liability is a possible obligation that arises from past events whose existence will be confirmed by the occurrence or non-occurrence of one or more uncertain future events beyond the control of the company or a present obligation that is not recognized because it is not probable that an outflow of resources will be required to settle the obligation. A contingent liability also arises in extremely rare cases where there is a liability that cannot be recognized because it cannot be measured reliably. Contingent liabilities are disclosed separately.

**Contingent assets**

Where an inflow of economic benefits is probable, the Company discloses a brief description of the nature of the contingent assets at the end of the reporting period, and, where practicable, an estimate of their financial effect.

Contingent assets are disclosed but not recognised in the financial statements.

**q) Cash and cash equivalents**

Cash comprises cash on hand and demand deposits with banks. Cash equivalents are short-term balances with original maturity of less than 3 months, highly liquid investments that are readily convertible into cash, which are subject to insignificant risk of changes in value.

**r) Cash Flow Statement**

Cash flows are reported using the indirect method, whereby profit for the year is adjusted for the effects of transactions of a non-cash nature, any deferrals or accruals of past or future operating cash receipts or payments and item of income or expenses associated with investing or financing cash flows. The cash flows from operating, investing and financing activities of the Company are segregated. Bank borrowings are generally considered to be financing activities.

**s) Earnings per share**

The basic earnings per share are computed by dividing the net profit for the period attributable to equity shareholders by the weighted average number of equity shares outstanding during the period.

Diluted EPS is computed by dividing the net profit after tax by the weighted average number of equity shares considered for deriving basic EPS and also weighted average number of equity shares that could have been issued upon conversion of all dilutive potential equity shares. Dilutive potential equity shares are deemed converted as of the beginning of the period, unless issued at a later date. Dilutive potential equity shares are determined independently for each period presented. The number of equity shares and potentially dilutive equity shares are adjusted for bonus shares, as appropriate.

**t) Rounding off amounts**

All amounts disclosed in the Financial Statements and the accompanying notes have been rounded off to the nearest lakhs as per the requirement of Schedule III (Division II) of the Companies Act, 2013, unless otherwise stated.

**u) Recent Pronouncements**

Ministry of Corporate Affairs ("MCA") notifies new standards or amendments to the existing standards under Companies (Indian Accounting Standards) Rules as issued from time to time.

In May 2025, MCA notified amendments to Ind AS 21 - The Effects of Changes in Foreign Exchange Rates, applicable w.e.f. April 1, 2025. The Company has reviewed the amendment and based on its evaluation has determined that it does not have any significant impact in its financial statements.

In August 2025, MCA notified the following amendments to:

Ind AS 1, Presentation of Financial Statements, applicable w.e.f. April 1, 2025 – The amendment relates to classification of liabilities as current or non-current and non-current liabilities with covenants. In the context of classifying a liability as current, it removes the requirement of existence of a right to defer settlement for at least 12 months after the reporting date and instead requires that the said right should exist on the reporting date and have substance. The amendment also introduces guidance on classification of liabilities with covenants. The Company has no impact of these amendments in its classification criteria of current and non-current liabilities.

Ind AS 7, Statement of Cash Flows and Ind AS 107, Financial Instruments: Disclosures, applicable w.e.f. April 1, 2025 – The amendment in Ind AS 7 requires to inform users of financial statements of the existence of supplier finance arrangements and explain the nature of the arrangements, the carrying amount of liabilities and the range of payment due dates. Ind AS 107 has been amended to add supplier finance arrangements as a factor that may cause concentration of liquidity risk. The Company has reviewed the amendment and based on its evaluation has determined that it does not have any significant impact in its financial statements

Ind AS 12, International Tax Reform – Pillar Two Model Rules applicable immediately – The amendments provide a temporary mandatory relief from deferred tax accounting for top-up tax and disclose that they have applied the relief. This relief is immediate and applies retrospectively.

## 1 PROPERTY, PLANT AND EQUIPMENT AND INTANGIBLE ASSETS

(₹ In Lakh)

| Particulars | Property, plant and equipment | | | | | | | | | | Intangible Assets | | | Right of use Asset | Investment Property | Asset held for sale |
|---|---|---|---|---|---|---|---|---|---|---|---|---|---|---|---|---|
| | Land | Building | Plant and Equipment | | Solar Plant | Furniture and Fittings | Electrical Fittings | Vehicles | Office Equipment | Lab Equipments, Pipe Fittings, etc. | Total | Technical know how | Computer Software | Total | | | |
| | | | Owned | Leased | | | | | | | | | | | | |
| **Gross Carrying Value** | | | | | | | | | | | | | | | | |
| **as at March 31, 2024** | **8,861.10** | **21,525.54** | **58,160.90** | **380.06** | **-** | **383.70** | **3,184.32** | **781.07** | **312.40** | **2,397.42** | **95,986.51** | **299.87** | **313.19** | **613.06** | **178.56** | **-** |
| Additions | 4,601.51 | 8,152.26 | 13,673.29 | - | - | 260.55 | 984.49 | 250.31 | 56.01 | 881.10 | 28,859.52 | - | 16.14 | 16.14 | 2,420.50 | - |
| Transfers | (1,095.00) | - | - | - | - | - | - | - | - | - | (1,095.00) | - | - | - | 1,095.00 | 5.00 |
| Disposals / Transfers | (1.99) | (11.95) | (339.65) | - | - | (4.75) | (26.51) | (23.62) | (51.37) | (183.57) | (643.41) | - | (0.48) | (0.48) | - | (5.00) |
| **As at March 31, 2025** | **12,365.62** | **29,665.85** | **71,494.54** | **380.06** | **-** | **639.50** | **4,142.30** | **1,007.76** | **317.04** | **3,094.95** | **1,23,107.62** | **299.87** | **328.85** | **628.72** | **6,387.77** | **-** |
| Additions | 3,269.12 | 5,470.56 | 18,462.38 | - | 4,025.63 | 221.29 | 1,115.69 | 293.18 | 200.75 | 1,190.35 | 34,248.95 | - | 13.74 | 13.74 | 581.23 | - |
| Transfers | - | - | - | - | - | - | - | - | - | - | - | - | - | - | - | - |
| Disposals / Transfers | - | (2.11) | (204.47) | - | - | (1.05) | (2.15) | (55.69) | (3.18) | (19.17) | (287.82) | - | - | - | (65.04) | - |
| **As at March 31, 2026** | **15,634.74** | **35,134.30** | **89,752.45** | **380.06** | **4,025.63** | **859.74** | **5,255.84** | **1,245.25** | **514.61** | **4,266.13** | **1,57,068.75** | **299.87** | **342.59** | **642.46** | **6,903.96** | **-** |
| **Accumulated Depreciation** | | | | | | | | | | | | | | | | |
| **as at March 31, 2024** | **149.38** | **5,912.22** | **36,506.79** | **373.21** | **-** | **232.61** | **1,478.96** | **384.58** | **198.91** | **1,659.72** | **46,896.38** | **291.87** | **176.24** | **468.12** | **1,525.26** | **129.37** | **-** |
| Charge for the year | 28.00 | 1,664.12 | 5,460.54 | - | - | 50.00 | 303.23 | 83.79 | 35.14 | 330.46 | 7,955.28 | 0.04 | 54.73 | 54.77 | 482.05 | 1.67 | - |
| Transfers | (33.18) | - | - | - | - | - | - | - | - | - | (33.18) | - | - | - | 33.18 | (4.34) | 4.34 |
| Disposals / Transfers | - | (8.73) | (291.93) | - | - | (4.29) | (22.20) | (21.05) | (31.55) | (174.99) | (554.74) | - | (0.47) | (0.47) | - | - | (4.34) |
| **As at March 31, 2025** | **144.20** | **7,567.61** | **41,675.40** | **373.21** | **-** | **278.32** | **1,759.99** | **447.32** | **202.50** | **1,815.19** | **54,263.74** | **291.91** | **230.50** | **522.42** | **2,040.49** | **126.70** | **-** |
| Charge for the year | 16.94 | 2,192.35 | 6,455.50 | - | 217.38 | 127.03 | 390.06 | 120.64 | 45.47 | 580.02 | 10,145.19 | - | 41.96 | 41.96 | 574.49 | 1.50 | - |
| Transfers | - | - | - | - | - | - | - | - | - | - | - | - | - | - | - | - | - |
| Disposals / Transfers | - | (1.23) | (179.80) | - | - | (1.03) | (1.95) | (39.50) | (3.03) | (14.88) | (241.42) | - | - | - | - | - | - |
| **As at March 31, 2026** | **161.14** | **9,758.73** | **47,951.10** | **373.21** | **217.38** | **404.32** | **2,148.10** | **528.46** | **244.94** | **2,380.33** | **64,167.71** | **291.91** | **272.46** | **564.38** | **2,614.98** | **128.20** | **-** |
| **Net Carrying Value** | | | | | | | | | | | | | | | | |
| **As at March 31, 2025** | **12,221.42** | **22,098.24** | **29,819.14** | **6.85** | **-** | **361.18** | **2,382.31** | **560.44** | **114.54** | **1,279.76** | **68,843.67** | **7.96** | **98.35** | **106.30** | **4,347.28** | **46.86** | **-** |
| **As at March 31, 2026** | **15,473.60** | **25,375.57** | **41,801.35** | **6.85** | **3,808.25** | **455.42** | **3,107.74** | **716.79** | **269.67** | **1,885.80** | **92,901.04** | **7.96** | **70.13** | **78.08** | **4,288.98** | **45.36** | **-** |

**NOTE:**

**REVALUATION DURING THE YEAR - NIL (P.Y. - NIL)**

**CWIP**

| Particulars | 31.03.2026 | 31.03.2025 |
|---|---|---|
| Capital Work in Progress | 950.82 | 1,199.72 |

**Ageing Schedule**

| CWIP | Amount in CWIP for a period of | | | | Total |
|---|---|---|---|---|---|
| | Less than 1 year | 1-2 years | 2-3 Years | More than 3 years | |
| Project in Progress | | | | | |
| As at March 31, 2026 | 725.82 | 225.00 | - | - | 950.82 |
| As at March 31, 2025 | 1,199.72 | - | - | - | 1,199.72 |
| Project temporarily suspended | | | | | |
| As at March 31, 2026 | - | - | - | - | - |
| As at March 31, 2025 | - | - | - | - | - |

CWIP completion schedule where completion is overdue or has exceeded the cost compared to its original plan - Nil





## 2 INVESTMENTS

(₹ In Lakhs)

| Particulars | Number of Shares | Face Value in ` | As at 31 March, 2026 | | | Number of Shares | Face Value in ` | As at 31 March, 2025 | | |
|---|---|---|---|---|---|---|---|---|---|---|
| | | | Quoted | Unquoted | Total | | | Quoted | Unquoted | Total |
| (a) Investment in Equity instruments | | | | | | | | | | |
| (Fully paid up) (Unquoted) At Cost | | | | | | | | | | |
| (i) Subsidiaries: | | | | | | | | | | |
| LGB U.S.A. | 1010.95 | 1.00 | | 4114.13 | 4114.13 | 871.97 | 1.00 | | 3257.13 | 3257.13 |
| LGB Steel Private Limited (Formerly known as RSAL Steel Private Limited - wholly owned subsidiary) (Refer note no.63) | 155550 | 10.00 | | 5136.86 | 5136.86 | 155550 | 10.00 | | 5136.86 | 5136.86 |
| (b) Investment in Equity instruments | | | | | | | | | | |
| (Fully paid up) (Quoted) | | | | | | | | | | |
| At Fair value through Other Comprehensive Income | | | | | | | | | | |
| (i) Others: | | | | | | | | | | |
| Elgi Equipments Limited | 2434412 | 1.00 | 11372.36 | | 11372.36 | 2434412 | 1.00 | 11726.56 | | 11726.56 |
| LGB Forge Limited | 29000000 | 1.00 | 1450.00 | | 1450.00 | 29000000 | 1.00 | 2621.60 | | 2621.60 |
| (c) Investment in Equity instruments: | | | | | | | | | | |
| (Fully paid up) (Unquoted) At Fair Value through Other Comprehensive Income | | | | | | | | | | |
| (i) Others: | | | | | | | | | | |
| TRL Krosaki Refractories Limited (Formerly known as Tata Refractory Limited) | 5000 | 10.00 | | 28.18 | 28.18 | 5000 | 10.00 | | 21.53 | 21.53 |
| Silent Chain India (P) Limited | 770 | 10.00 | | 2.29 | 2.29 | 770 | 10.00 | | 2.20 | 2.20 |
| LG Farm Products (P) Limited | 10000 | 10.00 | | 11.13 | 11.13 | 10000 | 10.00 | | 9.97 | 9.97 |
| South Western Engineering India Limited | 177 | 1000.00 | | 57.10 | 57.10 | 207 | 1000.00 | | 63.81 | 63.81 |
| Super Speeds (P) Limited | 172864 | 10.00 | | 328.51 | 328.51 | 172864 | 10.00 | | 232.71 | 232.71 |
| Greenerg Mobility Solutions Private Limited | 63157 | 10.00 | | 599.99 | 599.99 | 63157 | 10.00 | | 599.99 | 599.99 |
| Enerpark Solar Power | 1692000 | 10.00 | | 169.20 | 169.20 | | | | | |
| | | | 12,822.36 | 10,447.39 | 23,269.75 | | | 14,348.16 | 9,324.20 | 23,672.36 |

| Particulars | As at 31 March, 2026 | As at 31 March, 2025 |
|---|---|---|
| Aggregate amount of quoted investments and market value thereof | **12,822.36** | 14,348.16 |
| Aggregate Amount of Unquoted Investments | **10,447.39** | 9,324.20 |
| | **23,269.75** | 23,672.36 |

## NOTES TO THE STANDALONE FINANCIAL STATEMENTS FOR THE YEAR ENDED MARCH 31, 2026

| Particulars | As at 31.03.2026 ₹ in Lakhs | As at 31.03.2025 ₹ in Lakhs |
|---|---|---|
| **3 OTHER NON-CURRENT FINANCIALS ASSETS** | | |
| Unsecured, Considered good (unless otherwise stated) | | |
| (a) Security and other deposits | **1,822.01** | 1,726.34 |
| (b) Bank Deposits with more than 12 months maturity | **39,130.00** | 27,410.00 |
| Total | **40,952.01** | 29,136.34 |
| **4 OTHER NON CURRENT ASSETS** | | |
| Unsecured, Considered good (unless otherwise stated) | | |
| (a) Capital advance | **2,456.51** | 3,027.98 |
| (b) Advance other than Capital advance | | |
| Unsecured, Considered good (unless otherwise stated) | | |
| (i) Prepaid expenses | **52.84** | 70.79 |
| (ii) Rent and other advances | **156.86** | 270.95 |
| (iii) Advance recoverable | **76.19** | 96.42 |
| (iv) Income and claims receivable | **-** | - |
| Total | **2,742.40** | 3,466.14 |
| **5 INVENTORIES** | | |
| (At Lower of cost and net realisable value) | | |
| (a) Raw Materials | **10,081.65** | 9,065.28 |
| (b) Work-in-progress | **15,750.02** | 13,026.53 |
| (c) Finished products | **12,837.95** | 11,188.92 |
| (d) Packing materials | **842.32** | 642.21 |
| (e) Stores & spares | **2,835.60** | 2,631.79 |
| (f) Loose tools | **3,101.59** | 2,739.40 |
| Total | **45,449.13** | 39,294.13 |
| Note: | | |
| (i)The inventories are hypothecated with the Banks for the working capital facilities availed | | |
| (ii) Write down/back to inventory recognised in cost during the year - Nil | | |
| **6 TRADE RECEIVABLE** | | |
| (i) Unsecured, considered good | **35,616.33** | 31,190.86 |
| (ii) Unsecured, Having significant increase in credit risk | **167.68** | 173.78 |
| Less: Provision for expected credit loss | **(167.68)** | (173.78) |
| (ii) Unsecured, Credit Impairment | **1.91** | 1.91 |
| Less: Provision for expected credit loss | **(1.91)** | (1.91) |
| Total | **35,616.33** | 31,190.86 |
| Note: | | |
| (a) Debts due by Directors or other Officers of the Company | - | - |
| (b) Debts due by Companies in which a Director is a Director/Member | **886.86** | 407.05 |
| (c) Trade receivables include unbilled revenue | **-** | - |
| (d) The entire book debts are pledged with the Banks for the working capital facilities availed | **-** | - |





### TRADE RECEIVABLES SCHEDULE

**For the year ended March 31, 2026**

| PARTICULARS | Outstanding for following periods from due date of payment | | | | | |
|---|---|---|---|---|---|---|
| | Less than 6 months | 6 months - 1 year | 1 - 2 years | 2 - 3 years | More than 3 years | Total |
| i. Undisputed - considered good | 35,505.58 | 199.13 | - | - | - | **35,704.71** |
| ii. Undisputed - which have significant increase in credit risk | | 39.95 | 17.68 | - | - | **57.63** |
| iii. Undisputed - credit impaired | - | - | - | - | - | **-** |
| iv. Disputed - considered good | - | - | - | - | - | **-** |
| v. Disputed - which have significant increase in credit risk | - | - | 5.60 | 16.07 | - | 21.67 |
| vi. Disputed - credit impaired | - | - | - | - | 1.91 | **1.91** |
| Sub-Total | 35,505.58 | 239.08 | 23.28 | 16.07 | 1.91 | **35,785.92** |
| Less: Allowance for Expected Credit Loss | | | | | | **(169.59)** |
| **Trade Receivables** | | | | | | **35,616.33** |

**For the year ended March 31, 2025**

| PARTICULARS | Outstanding for following periods from due date of payment | | | | | |
|---|---|---|---|---|---|---|
| | Less than 6 months | 6 months - 1 year | 1 - 2 years | 2 - 3 years | More than 3 years | Total |
| i. Undisputed - considered good | 30,905.26 | 285.60 | - | - | - | **31,190.86** |
| ii. Undisputed - which have significant increase in credit risk | 138.23 | 19.48 | 16.07 | - | - | **173.78** |
| iii. Undisputed - credit impaired | - | - | - | - | - | - |
| iv. Disputed - considered good | - | - | - | - | - | - |
| v. Disputed - which have significant increase in credit risk | - | - | - | - | - | - |
| vi. Disputed - credit impaired | - | - | - | - | 1.91 | **1.91** |
| Sub-Total | 31,043.49 | 305.08 | 16.07 | - | 1.91 | **31,366.55** |
| Less: Allowance for Expected Credit Loss | | | | | | **(175.69)** |
| **Trade Receivables** | | | | | | **31,190.86** |

| Particulars | As at 31.03.2026 ₹ in Lakhs | As at 31.03.2025 ₹ in Lakhs |
|---|---|---|
| **7 CASH AND BANK BALANCES** | | |
| **A Cash and cash equivalents** | | |
| **(as per IND AS 7 Cash Flow Statements)** | | |
| (a) Cash- on- Hand | **6.44** | 6.80 |
| (b) Balances with Banks | | |
| (i) In Current Account and debit balances in Cash Credit Accounts | **1,358.06** | 1,056.71 |
| (ii) In Collection Account | **148.82** | 151.25 |
| Total (A) | **1,513.32** | 1,214.76 |

## NOTES TO THE STANDALONE FINANCIAL STATEMENTS FOR THE YEAR ENDED MARCH 31, 2026

| Particulars | | As at 31.03.2026 ₹ in Lakhs | As at 31.03.2025 ₹ in Lakhs |
|---|---|---|---|
| **B Other Bank Balances** | | | |
| (a) In Margin money with Banks | | **87.00** | 143.00 |
| (b) In Deposit Account with more than 3 months maturity but less than 12 months | | **23,901.14** | 37,623.76 |
| (c) In Earmarked Accounts | | | |
| Unpaid Dividend Account | | **215.57** | 175.46 |
| CSR Unspent Account | | **85.39** | 348.52 |
| Total | (B) | **24,289.10** | 38,290.74 |
| Total Cash and Bank Balances (A+B) | | **25,802.42** | 39,505.50 |

**Notes:**

(i) Margin money with Banks is for the purpose of compliance of Deposits accepted from Public.

| | | |
|---|---|---|
| **8 OTHER FINANCIAL ASSETS** Unsecured, Considered good (unless otherwise stated) | | |
| (a) Loans and advances to employees | **67.06** | 52.23 |
| (b) Interest accured on Deposits | **4,957.16** | 3,959.90 |
| Total | **5,024.22** | 4,012.13 |
| **9 OTHER CURRENT ASSETS** Unsecured, Considered good (unless otherwise stated) | | |
| (a) Prepaid expenses | **233.40** | 541.44 |
| (b) Balance with govt authorities | **69.05** | 69.05 |
| (c) Advance recoverable | **123.01** | 119.47 |
| (d) Income and claims receivable | **140.11** | 246.17 |
| (e) Rent Advance | **222.66** | 72.45 |
| (f) Supplier Advance | **2,962.23** | 2,102.34 |
| Total | **3,750.46** | 3,150.92 |

### 10 SHARE CAPITAL (EQUITY SHARES OF ₹ 10/- EACH WITH VOTING RIGHTS)

| Particulars | As at 31.03.2026 | | As at 31.03.2025 | |
|---|---|---|---|---|
| | Number of shares | ₹ in Lakhs | Number of shares | ₹ in Lakhs |
| (a) Authorised | 4,70,00,000 | 4,700.00 | 4,70,00,000 | 4,700.00 |
| Total | **4,70,00,000** | **4,700.00** | 4,70,00,000 | 4,700.00 |
| (b) Issued (Refer Note No.10(vii)) | 3,18,92,416 | 3,189.24 | 3,18,92,416 | 3,189.24 |
| Total | **3,18,92,416** | **3,189.24** | 3,18,92,416 | 3,189.24 |
| (c) Subscribed and fully paid-up (Refer Note No.10(vii)) | 3,18,92,416 | 3,189.24 | 3,18,92,416 | 3,189.24 |
| Total | **3,18,92,416** | **3,189.24** | 3,18,92,416 | 3,189.24 |





**Notes:**

**10 (i) Reconciliation of the number of shares and amount outstanding at the beginning and at the end of the reporting year:**

| Particulars | Opening balance | Fresh Issue | Bonus/ESOP | Conversion / Buyback | Closing balance |
|---|---|---|---|---|---|
| Equity shares with voting rights | | | | | |
| Year ended 31st March, 2026 | | | | | |
| Number of shares | 3,18,92,416 | - | - | - | 3,18,92,416 |
| Amount (₹ in lakhs) | 3,189.24 | - | - | - | 3,189.24 |
| Year ended 31st March, 2025 | | | | | |
| Number of shares | 3,13,92,416 | 5,00,000 | - | - | 3,18,92,416 |
| Amount (₹ in lakhs) | 3,139.24 | 50.00 | - | - | 3,189.24 |

**10 (ii) Details of shares held by Promoter**

| Name of the shareholder | As at 31 March 2026 | | As at 31 March, 2025 | | % Change during the year |
|---|---|---|---|---|---|
| | Number of shares held | % of holding | Number of shares held | % of holding | |
| Equity shares with voting rights | | | | | |
| B.Vijayakumar | 36,54,000 | 11.46 | 36,54,000 | 11.46 | - |
| Rajsri Vijayakumar | 23,29,156 | 7.30 | 23,29,156 | 7.30 | - |
| LGB Auto Products Private Limited | 19,31,000 | 6.05 | 19,31,000 | 6.05 | - |
| Jeshta Family Private Trust | 15,81,359 | 4.96 | 15,75,425 | 4.94 | 0.02 |
| LG Farm Products Private Limited | 8,06,845 | 2.53 | 8,06,845 | 2.53 | - |
| L G Sports Private Limited | 5,25,000 | 1.65 | 5,25,000 | 1.65 | - |
| Super Transports Private Limited | 1,40,000 | 0.44 | 1,40,000 | 0.44 | - |
| Elgi Automotive Service Pvt Ltd | 80,000 | 0.25 | 80,000 | 0.25 | |
| Super Speeds Private Limited | 50,000 | 0.16 | 50,000 | 0.16 | |
| Silent Chain India Pvt Ltd | 7,200 | 0.02 | 7,200 | 0.02 | |
| **Total** | **1,11,04,560** | **34.82** | **1,10,98,626** | **34.80** | **0.02** |

**10 (iii) Details of shares held by each shareholder holding more than 5% shares**

| Name of the shareholder | As at 31 March 2026 | | As at 31 March, 2025 | |
|---|---|---|---|---|
| | Number of shares held | % of holding | Number of shares held | % of holding |
| **Equity shares with voting rights** | | | | |
| B.Vijayakumar | 36,54,000 | 11.46 | 36,54,000 | 11.46 |
| HDFC Small Cap Fund | 27,71,466 | 8.69 | 28,11,306 | 8.81 |
| Rajsri Vijayakumar | 23,29,156 | 7.30 | 23,29,156 | 7.30 |
| L.G.B.Auto Products (P) Ltd | 19,31,000 | 6.05 | 19,31,000 | 6.05 |

**10 (iv) Terms and rights attached to equity shares:**

(a) The company has only one class of equity shares having a par value of ₹ 10/- each. The equity shares of the Company ranks pari passu in all aspects including rights and entitlement to dividend. The Equity shareholders are entitled to one vote per share. In the event of liquidation, the equity shareholders are eligible to receive the remaining assets of the company in proportion to their shareholding.

(b) Dividend proposed by Board of Directors (₹ 22/- per Equity Share) (PY - ₹ 20/- per Equity Share) for the Financial Year 2025-26 for Face value of ₹ 10/- is subject to approval of Shareholders in ensuing Annual General Meeting.

**10 (v) Shares issued for consideration other than cash and Buyback during five preceding years:**

| | Aggregate No of Shares |
|---|---|
| (a) Shares fully paid up pursuant to contract(s) without payment being made in cash | Nil |
| (b) Equity Shares fully paid up by way of bonus shares | Nil |
| (c) Shares bought back | Nil |

**10(vi)** Out of Equity and Preference shares issued by the Company, shares held by its holding company, ultimate holding company and their subsidiaries/associates are as below: Nil

**10(vii) Share Warrants:**

Equity shares reserved for issue under options and contracts or commitments for the sale of shares or disinvestment, including the terms and amounts:

| | |
|---|---|
| Share reserved (in Nos.) | 5,00,000 |
| Total Amount (in ₹ Lakhs) | 6,460 |

Terms: 500000 Share Warrants @ ₹ 1292/- per warrant issued to promoters on preferential basis with option to exercise their right within 18 months from the date of issue of warrants (13.03.2024) to be issued at ₹ 10/- per share at a premium of ₹ 1282/- per share.

During the financial year 2024-25, an amount of ₹ 6,460 lakhs (Previous year; ₹ 1,615.00Lakhs) was fully received from the subscribers of the warrants with the warrant holder having exercised their right and accordingly entire 5,00,000 share warrants was converted into Equity shares of a face value of ₹ 10/- each at the premium of ₹ 1,282/- per share during the year as per the terms of the warrants.

The amount of ₹ 1,615 Lakhs received during the financial year 2023-24 and disclosed under Other Equity as 'Money received against Share warrants in Note no.12 to the financial statement along with the amount received during the financial year 2024-25 has been transferred to Equity share Capital and Securities Premium to the tune of ₹ 50 lakhs and ₹ 6,410 lakhs respectively during the financial year 2024-25.

Rights: The share warrants shall not carry any voting rights untill they are converted into equity shares and the warrants by itself, until excercised and converted into equity shares, shall not give the warrant holders any rights with respect to that of an equity shareholder of the company.

| Particulars | As at 31.03.2026 ₹ in Lakhs | As at 31.03.2025 ₹ in Lakhs |
|---|---|---|
| **11 OTHER EQUITY** | | |
| **(a) Securities premium: (Refer Note No.11(vii)** | | |
| Opening balance | **7,940.99** | 1,530.99 |
| Add: Received during the year | **-** | 6,410.00 |
| Closing balance | **7,940.99** | 7,940.99 |





| Particulars | As at 31.03.2026 ₹ in Lakhs | As at 31.03.2025 ₹ in Lakhs |
|---|---|---|
| **(b) Money received against Share warrants (Refer Note No.11(vii)** | | |
| Opening Balance | **-** | 1,615.00 |
| Add: Received during the year | **-** | 4,845.00 |
| Less: Transfer to Share Capital & Share Premium | **-** | -6,460.00 |
| Closing balance | **-** | - |
| **(c) General reserve** | | |
| Opening balance | **1,50,000.00** | 1,30,000.00 |
| Add:Transfer from surplus in Statement of Profit and Loss | **25,000.00** | 20,000.00 |
| Closing balance | **1,75,000.00** | 1,50,000.00 |
| **(d) Other Comprehensive Income** | | |
| Opening Balance | **9,741.32** | 12,619.42 |
| Add:OCI for the year | **(664.12)** | (3,125.67) |
| Less:OCI-Re-measurement of defined employee benefit plans | **550.70** | (247.57) |
| Closing balance | **8,526.50** | 9,741.32 |
| **(e) Retained Earnings** | | |
| Opening balance | **16,068.83** | 12,900.83 |
| Add : Profit/(Loss) for the year | **30,634.24** | 29,066.21 |
| Add : OCI Remeasurement of defined employee benefit plans | **550.70** | (247.57) |
| Less :Dividend paid | **6,378.48** | 5,650.64 |
| Less :Transferred to General reserve | **25,000.00** | 20,000.00 |
| Closing balance | **15,875.29** | 16,068.83 |
| Total | **2,07,342.78** | 1,83,751.14 |

**Nature and Purpose of the Reserve:**

**Securities premium:**

Securities premium is used to record the premium on issue of shares. The reserve is utilised in accordance withthe provisions of the Companies Act, 2013

**Money received against Share warrants**

Money received against Share warrants represents amount received towards share warrants issued by the company. The Company transfers amounts from this reserve to equity share capital and securities premium on allotment of shares against the said warrants.

**General reserve:**

General Reserve is created out of the profits earned by the group by way of transfer from surplus in the statement of profit and loss. Mandatory transfer to general reserve is not required under the Companies Act 2013.

**Other Comprehensive Income:**

The Company has elected to recognise changes in the fair value of certain investments in equity securities in other comprehensive income. These changes are accumulated within the FVOCI equity investments reserve within equity. The Company transfers amounts from this reserve to retained earnings when the relevant equity securities are derecognised.

**Retained earnings:**

Retained earnings are the profits that the Company has earned till date, less any transfers to general reserve, dividends or other distributions paid to shareholders

## NOTES TO THE STANDALONE FINANCIAL STATEMENTS FOR THE YEAR ENDED MARCH 31, 2026

| Particulars | As at 31.03.2026 ₹ in Lakhs | As at 31.03.2025 ₹ in Lakhs |
|---|---|---|
| **12 BORROWINGS** | | |
| **(a) Fixed deposits:** | | |
| **From Public** | | |
| Unsecured | **122.11** | 186.42 |
| **From Directors** | | |
| Unsecured | **310.00** | 350.00 |
| **From other related parties** | | |
| Unsecured | **827.00** | 605.00 |
| Total | **1,259.11** | 1,141.42 |

**12 (i)** (a) There was no default in the repayment of loans, borrowing and interest during the year.

(b) Interest rate relating to fixed deposits is in the range of 6.50% to 8.00% during the year.

(c) The fixed deposits are repayable on maturity, the period for which ranges from 1 to 3 years.

| Particulars | As at 31.03.2026 ₹ in Lakhs | As at 31.03.2025 ₹ in Lakhs |
|---|---|---|
| **13 LEASE LIABILITIES** | | |
| Opening Balance | **1,659.84** | 1,530.80 |
| Add: Addition during the year | **516.19** | 654.77 |
| Less: Lease Rent Payments | **745.16** | 655.80 |
| Add: Finance cost on lease liability | **160.34** | 130.07 |
| Closing Balance | **1,591.21** | 1,659.84 |
| Non-Current Liability | **1,238.89** | 1,156.52 |
| Current Liability | **352.31** | 503.32 |
| | **1,591.21** | 1,659.84 |
| **14 PROVISIONS** | | |
| (i) Provision for Employee Benefits | | |
| - Provision for Leave Salary | **554.24** | 478.66 |
| (ii) Others | | |
| - Provision for contingencies | **1,000.00** | **1,000.00** |
| - Decommissioning Liability | **130.50** | **124.29** |
| | **1,684.74** | 1,602.95 |
| **15 CURRENT BORROWINGS** | | |
| (a) Loan repayable on demand | | |
| (i) From Banks | | |
| Secured (Refer 15(i) (c) below) | **9,500.00** | 8,282.00 |
| (b) Current maturities of long-term debt (Refer Note (iii) below) | **1,776.01** | 294.90 |
| | **11,276.01** | 8,576.90 |

**Notes:**



NOTES TO THE STANDALONE FINANCIAL STATEMENTS FOR THE YEAR ENDED MARCH 31, 2026

**15 (i) Details of Security for Borrowings:**

(a) Working capital loans from banks are primarily secured by hypothecation of inventories and book debts of the Company

(b) Interest rate relating to Short term loans from banks is in the range of 6.35% to 9.00%

(c) Break-up of loan repayable on demand and financial institutions.

| Particulars | As at 31 March 2026 | | As at 31 March, 2025 | |
|---|---|---|---|---|
| | Secured ₹ in Lakhs | Unsecured ₹ in Lakhs | Secured ₹ in Lakhs | Unsecured ₹ in Lakhs |
| **Loan repayable on Demand** | | | | |
| From Banks | | | | |
| HDFC Bank Ltd | **3,000.00** | **-** | 282.00 | - |
| ICICI Bank Ltd | **-** | **-** | 3,000.00 | - |
| IDBI Bank Ltd | **1,500.00** | **-** | 2,500.00 | |
| Axis Bank Ltd | **1,500.00** | **-** | 1,500.00 | - |
| Standard Chartered Bank | **-** | **-** | 1,000.00 | - |
| South Indian Bank Ltd | | **1,500.00** | - | - |
| Bank of Baroda | **2,000.00** | **-** | - | - |
| Total - Loan from banks | **8,000.00** | **1,500.00** | 8,282.00 | - |

**15 (ii) Note:** There was no default in the repayment of loans and interest during the year.

| Particulars | As at 31.03.2026 ₹ in Lakhs | As at 31.03.2025 ₹ in Lakhs |
|---|---|---|
| **15 (iii) Current maturities of Long-term debt:** | | |
| **Fixed Deposits:** | | |
| Directors | **1,150.00** | 30.00 |
| Other Related Parties | **517.00** | 220.00 |
| Public | **109.01** | 44.90 |
| **Total - Current maturities of Long-term debt** | **1,776.01** | 294.90 |
| **16 TRADE PAYABLE** | | |
| Trade payables | | |
| - total outstanding dues of micro & small enterprises | **4,026.93** | 2,901.51 |
| - total outstanding dues other than micro & small enterprises | **25,866.98** | 22,334.30 |
| | **29,893.91** | 25,235.81 |

**Note:**

(i) Dues to micro, small and medium enterprises have been determined to the extent such parties have been identified on the basis of information collected by the management.

(ii) there are no unbilled dues payable for the above years.

## NOTES TO THE STANDALONE FINANCIAL STATEMENTS FOR THE YEAR ENDED MARCH 31, 2026

### TRADE PAYABLE AGEING SCHEDULE

**For The Year Ended 31 March, 2026**

₹ in lakhs

| PARTICULARS | Outstanding for following periods from due date of payment | | | | |
|---|---|---|---|---|---|
| | Less than 1 year | 1 - 2 years | 2 - 3 years | More than 3 years | Total |
| i. MSME | 4,026.93 | - | | - | **4,026.93** |
| ii. Others | 25,861.84 | - | - | - | **25,861.84** |
| iii. Disputed dues - MSME | - | - | - | - | **-** |
| iv. Disputed dues - Others | - | 5.01 | 0.13 | - | **5.14** |
| **Total** | **29,888.77** | **5.01** | **0.13** | **-** | **29,893.91** |

**For The Year Ended 31 March, 2025**

| PARTICULARS | Outstanding for following periods from due date of payment | | | | |
|---|---|---|---|---|---|
| | Less than 1 year | 1 - 2 years | 2 - 3 years | More than 3 years | Total |
| i. MSME | 2,901.51 | - | | - | **2,901.51** |
| ii. Others | 22,309.32 | - | - | - | **22,309.32** |
| iii. Disputed dues - MSME | - | - | - | - | **-** |
| iv. Disputed dues - Others | - | 13.74 | 8.29 | 2.95 | **24.98** |
| **Total** | **25,210.83** | **13.74** | **8.29** | **2.95** | **25,235.81** |

| Particulars | As at 31.03.2026 ₹ in Lakhs | As at 31.03.2025 ₹ in Lakhs |
|---|---|---|
| **17 OTHER FINANCIAL LIABILITIES** | | |
| (a) Interest accured | | |
| - but not due on secured loans | **16.82** | 0.25 |
| - but not due on Unsecured loans | **15.28** | 9.50 |
| - but not due on deposits from customers | **117.79** | 101.80 |
| (b) Unclaimed dividends (Refer Note (i) below) | **215.57** | 175.46 |
| (c) Others | | |
| Payable on purchase of fixed assets | **2,041.85** | 955.78 |
| Expenses Payable | **15,166.33** | 14,221.44 |
| Total | **17,573.64** | 15,464.23 |
| 17 (i) There are no amounts due and outstanding to be credited to Investor Education and Protection Fund. | | |
| **18 OTHER CURRENT LIABILITIES** | | |
| Other Advances: | | |
| (a) Statutory remittances | **764.99** | 1,644.01 |
| (b) Advance and deposits from customers etc., | **1,660.26** | 1,692.03 |
| (c) Contractual Liability (Refer Note below) | **2,251.46** | 2,006.70 |
| Total | **4,676.71** | 5,342.74 |
| Note:Contract liabilities includes revenue reversals.These are recognised as revenue when performance obligations are satisfied. | | |
| **19 PROVISIONS** | | |
| Provision from Employee Benefits | | |
| (a) Provision for Leave Salary | **91.07** | 59.34 |
| Total | **91.07** | 59.34 |





| Particulars | For the year ended 31.03.2026 ₹ in Lakhs | For the year ended 31.03.2025 ₹ in Lakhs |
|---|---|---|
| **20 REVENUE FROM OPERATIONS** | | |
| a) Sale of products | **2,59,514.96** | 2,23,207.63 |
| b) Other operating revenue | | |
| (i) Scrap sales | **17,320.86** | 15,406.52 |
| (ii) Duty drawback and other export incentives | **512.58** | 460.27 |
| Revenue from operations (Gross) | **2,77,348.40** | 2,39,074.42 |
| Revenue from sale of products disaggregated on the basis of major business areas are as follows: | | |
| (i) Transmission | **2,16,183.82** | 1,85,929.78 |
| (ii) Metal Forming | **43,331.13** | 37,277.85 |
| | **2,59,514.95** | **2,23,207.63** |
| **21 OTHER INCOME** | | |
| a) Interest income | | |
| (i) Interest on fixed deposit with banks | **4,980.70** | 4,653.11 |
| (ii) Interest on Electricity Deposits | **72.17** | 71.97 |
| (iii) Others | **15.16** | 47.28 |
| Total Interest Income | **5,068.03** | 4,772.36 |
| b) Dividend income: | **55.23** | 50.14 |
| c) Other non-operating income | | |
| (i) Rental and lease income | **207.46** | 88.76 |
| (ii) Agricultural income | **8.00** | 2.26 |
| (iii) Profit on sale of assets | **52.70** | 5.10 |
| (iv) Miscellaneous receipts | **9.69** | 45.44 |
| (v) Profit on foreign currency transactions and translation | **462.04** | 448.51 |
| (vi) Provision for doubtful debts/advances reversed | **6.10** | 40.70 |
| Total Other Non-Operating Income | **745.99** | 630.77 |
| Total | **5,869.25** | 5,453.27 |
| **22(A) COST OF MATERIALS CONSUMED (RAW MATERIALS AND PACKING MATERIALS)** | | |
| Opening Stock: | **9,707.49** | 9,168.73 |
| Add:Purchases | **1,21,608.50** | 1,04,761.52 |
| Less:Closing Stock | **10,923.98** | 9,707.49 |
| Cost of material consumed | **1,20,392.01** | 1,04,222.76 |
| **(B) CHANGES IN INVENTORIES OF FINISHED GOODS, WORK-IN-PROGRESS AND STOCK-IN-TRADE** | | |
| **Inventories at the end of the year** | | |
| Finished goods | **12,837.95** | 11,188.92 |
| Work-in-progress | **15,750.02** | 13,026.53 |
| | **28,587.97** | 24,215.45 |

## NOTES TO THE STANDALONE FINANCIAL STATEMENTS FOR THE YEAR ENDED MARCH 31, 2026

| Particulars | For the year ended 31.03.2026 ₹ in Lakhs | For the year ended 31.03.2025 ₹ in Lakhs |
|---|---|---|
| **Inventories at the beginning of the year** | | |
| Finished goods | **11,188.92** | 10,446.30 |
| Work-in-progress | **13,026.53** | 12,589.09 |
| | **24,215.45** | 23,035.39 |
| Net decrease / (increase) | **(4,372.52)** | (1,180.06) |
| **23 EMPLOYEE BENEFITS EXPENSES** | | |
| (a) Salaries and wages | **42,170.56** | 35,028.89 |
| (b) Contribution to provident and other funds | **2,562.57** | 1,735.69 |
| (c) Staff welfare expenses | **2,332.17** | 1,780.98 |
| Total | **47,065.30** | 38,545.56 |
| **24 FINANCE COSTS** | | |
| (a) Interest expenses: | | |
| (i) On borrowings: | **783.35** | 676.28 |
| (ii) On Decomissioning Liability | **6.20** | 5.92 |
| (iii) On Lease Liability | **160.34** | 130.07 |
| Total | **949.89** | 812.27 |
| **25 OTHER EXPENSES** | | |
| (a) Consumption of stores and spare parts | **20,851.19** | 17,337.15 |
| (b) Processing charges | **12,868.61** | 10,529.26 |
| (c) Power and Fuel | **13,015.99** | 11,091.76 |
| (d) Rent including lease rentals | **535.35** | 518.65 |
| (e) Repairs & maintenance of | | |
| (i) Buildings | **573.93** | 495.13 |
| (ii) Machinery | **2,890.53** | 2,500.13 |
| (iii) Other assets | **3,265.44** | 3,022.72 |
| (f) Insurance | **334.49** | 270.35 |
| (g) Rates and taxes | **375.04** | 295.00 |
| (h) Travelling and conveyance | **1,076.64** | 856.66 |
| (i) Printing and stationery | **254.80** | 96.14 |
| (j) Postage, telegram and telephones | **112.59** | 118.65 |
| (k) Freight charges | **7,693.81** | 6,387.75 |
| (l) Advertisement, publicity and selling expenses | **555.69** | 752.25 |
| (m) Bank charges | **67.03** | 74.35 |
| (n) Legal and professional charges | **652.92** | 455.02 |
| (o) Payments to auditors (Refer note (i) below) | **28.25** | 26.00 |
| (p) Expenditure on Corporate Social Responsibility (Refer note (ii) below) | **719.30** | 683.57 |





| Particulars | As at 31.03.2026 ₹ in Lakhs | As at 31.03.2025 ₹ in Lakhs |
|---|---|---|
| (q) Bad debts written off | **-** | 62.56 |
| (r) Assets condemned & written off | **16.32** | 61.84 |
| (s) Loss on sale of Assets | **2.63** | 0.01 |
| (t) Sitting fees | **10.95** | 19.53 |
| (u) Watch and Ward | **1,227.77** | 1,085.31 |
| (v) Agricultural expenses | **13.17** | 8.53 |
| (w) Miscellaneous expenses | **215.66** | 134.30 |
| | **67,358.10** | 56,882.62 |
| **Note** | | |
| **(i) Details of Auditors' remuneration:** | | |
| Payment to auditors comprises (net of GST input credit wherever applicable) | | |
| (a) To Statutory Auditors: | | |
| For statutory audit | **21.00** | 19.50 |
| For certification and other services | **-** | - |
| (b) To Tax Auditors: | | |
| For taxation matters | **4.50** | 4.00 |
| (c) To cost auditors for cost audit | **2.75** | 2.50 |
| Total | **28.25** | 26.00 |
| **(ii) Details of CSR Expenditure:** | | |
| (i) Contribution to | | |
| School Building at Lakhsminaiyakenpalayam | **82.87** | - |
| Educational Aids to Students | **68.90** | 78.64 |
| Red Cross Society | **25.00** | 26.10 |
| Coimbatore Cancer Foundation | **15.00** | 12.00 |
| Bright Future Organisation for Blind (Notebooks) | **6.00** | 11.20 |
| Sarkarsamakuma Govt School Painting | **-** | 9.45 |
| The Womens Voluntary Service Association | **10.00** | 7.50 |
| Primary Health Centre - Masagoundenchettipalayam | **-** | 6.30 |
| Panchayat Union Elementary School, Thottiapatti, Karur | **1.42** | - |
| CCTV Police Station, Saravanampatti | **-** | 5.30 |
| The United Educational and Social Welfare Trust | **5.00** | 5.00 |
| Saraswathi Education and Welfare Trust | **5.00** | 5.00 |
| Uttarkash Global Foundation | **1.00** | - |

## NOTES TO THE STANDALONE FINANCIAL STATEMENTS FOR THE YEAR ENDED MARCH 31, 2026

| Particulars | As at 31.03.2026 ₹ in Lakhs | As at 31.03.2025 ₹ in Lakhs |
|---|---|---|
| (ii) Contribution to others | **22.90** | 13.83 |
| (iii) Provision for unspent amount | **476.21** | 503.25 |
| | **719.30** | 683.57 |
| **26 INCOME TAX EXPENSE** | | |
| Current Tax: | | |
| Current tax on profits for the year | **10,702.74** | 9,629.13 |
| Adjustments for current tax of prior periods | **444.23** | - |
| Total current tax expense | **11,146.97** | 9,629.13 |
| **27 DEFERRED TAX:** | | |
| Decrease/ (Increase) in deferred tax assets | **(32.87)** | 31.24 |
| (Decrease)/ Increase in deferred tax Liabilities | **(426.56)** | 326.84 |
| Total deferred tax expense/ (benefit) | **(459.43)** | 358.08 |
| **Income tax expense** | **10,687.54** | 9,987.21 |
| The Income-tax expense for the year can be reconciled to the accounting profit as follows: | | |
| Profit before tax | **41,321.78** | 39,053.42 |
| Income-tax expense calculated at 25.168% | **10,399.87** | 9,828.96 |
| i) Tax effect on earlier year disallowances | **-** | - |
| ii) Tax effect of amounts which are not deductible (taxable) in calculating taxable income | | |
| Impact of Property, Plant & Equipment | **(69.77)** | (216.12) |
| Impact of lease accounting | **(93.67)** | (133.11) |
| Provision for employee benefit expenses | **296.57** | (13.45) |
| Provision for bad and doubtful debts | **(1.54)** | (10.24) |
| Corporate social responsibility expenditure | **181.03** | 172.04 |
| Effect of income taxable at differential tax rate | **-** | - |
| Other permanent disallowance items | **(9.75)** | 1.05 |
| Total tax expense | **10,702.74** | 9,629.13 |





## 28 FAIR VALUE MEASUREMENT

Financial instruments by category ₹ in Lakhs

| Particulars | March 31, 2026 | | | | | March 31, 2025 | | | | |
|---|---|---|---|---|---|---|---|---|---|---|
| | FVTPL | FVTOCI | Amor-tised Cost | Total Carrying Value | Total Fair Value | FVTPL | FVTOCI | Amor-tised Cost | Total Car-rying Value | Total Fair Value |
| **Financial Assets** | | | | | | | | | | |
| Investments | | | | | | | | | | |
| - Equity instruments (other than subsidiary and associates) | - | 14,018.76 | - | 14,018.76 | 14,018.76 | - | 15,278.37 | - | 15,278.37 | 15,278.37 |
| Trade Receivables | - | - | 35,616.33 | 35,616.33 | 35,616.33 | - | - | 31,190.86 | 31,190.86 | 31,190.86 |
| Cash and bank balances | - | - | 25,802.42 | 25,802.42 | 25,802.42 | - | - | 39,505.50 | 39,505.50 | 39,505.50 |
| Other Financial assets | - | - | 45,976.24 | 45,976.24 | 45,976.24 | - | - | 33,148.47 | 33,148.47 | 33,148.47 |
| Total Financial Assets | - | 14,018.76 | 1,07,394.99 | 1,21,413.75 | 1,21,413.75 | - | 15,278.37 | 1,03,844.83 | 1,19,123.20 | 1,19,123.20 |
| **Financial Liablities** | | | | | | | | | | |
| Borrowings | - | - | 12,535.12 | 12,535.12 | 12,535.12 | - | - | 9,718.32 | 9,718.32 | 9,718.32 |
| Trade Payables | - | - | 29,893.90 | 29,893.90 | 29,893.90 | - | - | 25,235.81 | 25,235.81 | 25,235.81 |
| Lease Liabiltiies | - | - | 1,591.21 | 1,591.21 | 1,591.21 | - | - | 1,659.84 | 1,659.84 | 1,659.84 |
| Other Financial liablities | - | - | 17,573.64 | 17,573.64 | 17,573.64 | - | - | 15,464.23 | 15,464.23 | 15,464.23 |
| Total Financial Liabilities | - | - | 61,593.87 | 61,593.87 | 61,593.87 | - | - | 52,078.20 | 52,078.20 | 52,078.20 |

### (i) Fair value hierarchy

This section explains the judgements and estimates made in determining the fair values of the financial instruments that are (a) recognised and measured at fair value and (b) measured at amortised cost and for which fair values are disclosed in the financial statements. To provide an indication about the reliability of the inputs used in determining fair value, the Company has classified its financial instruments into the three levels prescribed under the accounting standard. An explanation of each level follows underneath the table.

**Financial assets and liabilities measured at fair value - recurring fair value measurements**

| Particulars | March 31, 2026 | | | | March 31, 2025 | | | |
|---|---|---|---|---|---|---|---|---|
| | Level 1 | Level 2 | Level 3 | Total | Level 1 | Level 2 | Level 3 | Total |
| **Financial Assets** | | | | | | | | |
| Investments at FVTOCI | | | | | | | | |
| Listed Equity instruments | 12,822.36 | - | - | 12,822.36 | 14,348.16 | - | - | 14,348.16 |
| Unlisted Equity instruments | | | 1,196.40 | 1,196.40 | | | 930.21 | 930.21 |
| Total Financial Assets | 12,822.36 | - | 1,196.40 | 14,018.76 | 14,348.16 | - | 930.21 | 15,278.37 |
| **Financial Liablities** | | | | | | | | |
| Total Financial Liabilities | - | - | - | - | - | - | - | - |

**Level 1:**

This level of hierarchy includes financial assets that are measured by reference to quoted prices (unadjusted) in active markets for identical assets or liabilities. This category consists of investment in quoted equity shares

**Level 2:**

The fair value of financial instruments that are not traded in an active market (for example, traded bonds, over-the-counter derivatives) is determined using valuation techniques which maximise the use of observable market data and rely as little as possible on entity-specific estimates. If all significant inputs required to fair value an instrument are observable, the instrument is included in level 2.

**Level 3:**

This level of hierarchy includes financial assets and liabilities measured using inputs that are not based on observable market data (unobservable inputs). Fair value is determined in whole or in part, using a valuation model based on assumptions that are neither supported by prices from observable current market transactions in the same instrument nor are they based on available market data. This Level includes investment in unquoted equity shares.

There are no transfers between levels 1, 2 and 3 during the year.

The company's policy is to recognise transfers into and transfers out of fair value hierarchy levels as at the end of the reporting period.

**(ii) Valuation technique used to determine fair value**

Specific valuation techniques used to value financial instruments include:

- the use of quoted market prices or dealer quotes for similar instruments
- the fair value of forward foreign exchange contracts is determined using forward exchange rates at the balance sheet date.
- the fair value of the remaining financial instruments is determined using discounted cash flow analysis.

All of the resulting fair value estimates are included in level 2 except for unlisted equity securities where the fair values have been determined based on book value per share as per the latest available financial statements.

Management uses its best judgement in estimating the fair value of its financial instruments. However, there are inherent limitations in any estimation technique. Therefore, for substantially all financial instruments, the fair value estimates presented above are not necessarily indicative of the amounts that the Company could have realised or paid in sale transactions as of respective dates.

**Details of the investment property and its fair value:**

Investment property disclosed is net of depreciation.

The fair values of investment properties have been determined based on the valuation report of a certified engineer.

| Particulars | As at 31.03.2026 ₹ in Lakhs | As at 31.03.2025 ₹ in Lakhs |
|---|---|---|
| Fair Market Value of Investment Properties | | |
| a) Land | **164.66** | 164.66 |
| b) Building | **154.55** | 156.05 |
| Total | **319.21** | 320.71 |





## 29 FINANCIAL INSTRUMENTS

**Capital Management**

The Company manages its capital to ensure that the Company will be able to continue as going concern, while maximising the return to stakeholders through the optimisation of the debt and equity balance.

The Company determines the amount of capital required on the basis of annual operating plans and long-term product and other strategic investment plans. The funding requirements are met through equity, cash generated from operation, long term and short-term borrowings.

The capital structure of the Company consists only of equity.

| Particulars | As at 31.03.2026 ₹ in Lakhs | As at 31.03.2025 ₹ in Lakhs |
|---|---|---|
| **Gearing Ratio:** | | |
| Debt | **1,259.11** | 1,141.42 |
| Less: Cash and bank balances | **25,802.42** | 39,505.50 |
| Net debt | **(24,543.31)** | (38,364.08) |
| Total equity | **2,10,532.02** | 1,86,940.38 |
| Net debt to equity ratio (%) | **-11.66%** | -20.52% |

**Financial risk Management objectives**

The treasury function provides services to the business, co-ordinates access to domestic and international financial markets, monitors and manages the financial risks relating to the operations through internal risk reports which analyse exposures by degree and magnitude of risks. These risks include market risk (including currency risk, interest rate risk and other price risk), credit risk and liquidity risk.

The Company seeks to minimise the effects of these risks by using natural hedging financial instruments to hedge risk exposures. The use of financial derivatives is governed by the Company's policies approved by the board of Directors, which provide written principles on foreign exchange risk, the use of financial derivatives, and the investment of excess liquidity. The Company does not enter into or trade financial instruments, including derivative financial instruments, for speculative purposes.

**Market risk**

Market risk is the risk of any loss in future earnings, in realizable fair values or in future cash flows that may result from a change in the price of a financial instrument. The Company's activities expose it primarily to the financial risks of changes in foreign currency exchange rates and interest rates. The Company actively manages its currency and interest rate exposures through its finance division and uses derivative instruments such as forward contracts and currency swaps, wherever required, to mitigate the risks from such exposures. The use of derivative instruments is subject to limits and regular monitoring by appropriate levels of Management.

**Foreign currency risk Management**

The Company undertakes transactions denominated in foreign currencies; consequently, exposures to exchange rate fluctuations arise. The Company actively manages its currency rate exposures and uses natural hedging principles to mitigate the risks from such exposures. The use of derivative instruments, if any, is subject to limits and regular monitoring by appropriate levels of management.

## NOTES TO THE STANDALONE FINANCIAL STATEMENTS FOR THE YEAR ENDED MARCH 31, 2026

### Foreign currency exposure not hegded by Derivative Instruments as on 31.03.2026

| Currency | Receivable/ (Payable) | Receivable Exchange Rate | Payable Exchange Rate | ` in lakhs |
|---|---|---|---|---|
| USD | 41,40,972.71 | 94.65 | - | 3,919.43 |
| | (5,86,841.69) | - | 94.65 | (555.44) |
| EUR | 17,51,056.00 | 109.01 | - | 1,908.83 |
| | (70,859.70) | - | 109.01 | (77.24) |
| GBP | 4,72,536.29 | 125.63 | - | 593.64 |
| | - | | 125.63 | - |
| JPY | - | 0.5925 | | - |
| | (41,70,000.00) | | 0.5925 | (24.71) |
| CHF | - | 116.14 | | - |
| | (1,15,125.00) | | 116.14 | (133.71) |
| Total Receivable (A) | | | | 6,421.90 |
| Total Payable (B) | | | | (791.10) |
| Net Foreign currency Exposure ( C= A-B) | | | | 5,630.80 |
| Less : Hedged (D) against Receivable | | | | 10,383.15 |
| **Unhedged Foreign Currency Exposure (E= C-D)** | | | | **(4,752.35)** |

The carrying amounts of the Company's foreign currency denominated monetary assets and monetary liabilities at the end of the reporting period are as follows:

| Currency | Liabilities | | | Assets | | | Net overall exposure on the currency - net assets / (net liabili. ties) |
|---|---|---|---|---|---|---|---|
| | Gross exposure | Exposure hedged using derivatives | Net liabil- ity expo- sure on the currency | Gross exposure | Exposure hedged us- ing deriva- tives | Net asset exposure on the currency | |
| As on March 31, 2026 | | | | | | | |
| USD | 5,86,841.69 | - | 5,86,841.69 | 41,40,972.71 | 72,00,000.00 | (30,59,027.29) | (36,45,868.98) |
| EUR | 70,859.70 | - | 70,859.70 | 17,51,056.00 | 36,00,000.00 | (18,48,944.00) | (19,19,803.70) |
| GBP | - | - | - | 4,72,536.29 | - | 4,72,536.29 | 4,72,536.29 |
| JPY | 41,70,000.00 | - | 41,70,000.00 | - | - | - | (41,70,000.00 ) |
| CHF | 1,15,125.00 | - | 1,15,125.00 | - | - | - | (1,15,125.00) |
| As on March 31, 2025 | | | | | | | |
| USD | 8,13,357.61 | - | 8,13,357.61 | 42,52,479.00 | 54,00,000.00 | (11,47,521.00) | (19,60,878.61) |
| EUR | 7,472.44 | - | 7,472.44 | 17,77,819.72 | 27,00,000.00 | (9,22,180.28) | (9,29,652.72) |
| GBP | - | - | - | 4,71,341.09 | - | 4,71,341.09 | 4,71,341.09 |
| JPY | 5,20,298.00 | - | 5,20,298.00 | | - | - | (5,20,298.00) |

### Foreign currency sensitivity analysis

Movement in the functional currencies of the various operations of the Company against major foreign currencies may impact the Company's revenues from its operations. Any weakening of the functional currency may impact the Company's cost of imports and cost of borrowings and consequently may increase the cost of financing





the Company's capital expenditures. The foreign exchange rate sensitivity is calculated for each currency by aggregation of the net foreign exchange rate exposure of a currency and a simultaneous parallel foreign exchange rates shift in the foreign exchange rates of each currency by 5%, which represents management's assessment of the reasonably possible change in foreign exchange rates. The sensitivity analysis includes only outstanding foreign currency denominated monetary items and adjusts their translation at the period end for a 5% change in foreign currency rates.

### Impact on Profit and loss for the reporting period

₹ in lakhs

| Particulars | For the year ended 31 March 2026 Increase by 5% | For the year ended 31 March 2026 Decrease by 5% | For the year ended 31 March 2025 Increase by 5% | For the year ended 31 March 2025 Decrease by 5% |
|---|---|---|---|---|
| USD | (172.54) | 172.54 | (83.92) | 83.92 |
| EURO | (104.64) | 104.64 | (42.94) | 42.94 |
| GBP | 29.68 | (29.68) | 26.11 | (26.11) |
| JPY | (1.24) | 1.24 | - | - |
| CHF | (6.69) | 6.69 | - | - |

### Impact on total equity as at end of the reporting period

| Particulars | For the year ended 31 March 2026 Increase by 5% | For the year ended 31 March 2026 Decrease by 5% | For the year ended 31 March 2025 Increase by 5% | For the year ended 31 March 2025 Decrease by 5% |
|---|---|---|---|---|
| USD | (129.11) | 129.11 | (62.80) | 62.80 |
| EURO | (78.30) | 78.30 | (32.13) | 32.13 |
| GBP | 22.21 | (22.21) | 19.53 | (19.53) |
| JPY | (5.00) | 5.00 | - | 0.11 |

In management's opinion, the sensitivity analysis is unrepresentative of the inherent foreign exchange risk because the exposure at the end of the reporting period does not reflect the exposure during the year.

### Interest rate risk Management

The Company is exposed to interest rate risk because it borrow funds at both fixed and floating interest rates. The risk is managed by the Company by maintaining an appropriate mix between fixed and floating rate borrowings.

For details of the Company's long-term and short-term loans and borrowings, including interest rate profiles, refer to Note 12 and 15 of these financial statements.

### Interest rate sensitivity analysis

### Fixed Rate Instruments

The company's fixed rate borrowings are carried at amortised cost. They are therefore not subject to interest rate risk as defined in IND AS 107, since neither the carrying amount nor the future cash flow will fluctuate because of a change in market interest rates.

### Variable Rate Instruments

A reasonably possible change of 100 basis points in interest rates at the reporting date would have increased / decreased equity and profit or loss. The company as at the Balance Sheet date doesn't have any floating rate liability and the liability during the year is not material to the company, hence it is considered that the company is not exposed materially to the interest rate changes.

### Credit risk management

Credit risk is the risk of financial loss arising from counterparty failure to repay or service debt according to the contractual terms or obligations. Credit risk encompasses both the direct risk of default and the risk of deterioration of credit worthiness as well as concentration risks.

### Exposure to credit risk

Financial instruments that are subject to credit risk and concentration thereof principally consist of trade receivables, loans receivables, balances with bank, bank deposits provided by the Company. None of the financial instruments of the Company result in material concentration of credit risk except loans provided to wholly owned subsidiary.

### Offsetting related disclosures

Offsetting of cash and cash equivalents to borrowings as per the consortium agreement is available only to the bank in the event of a default. Company does not have the right to offset in case of the counter party's bankruptcy, therefore, these disclosures are not required.

### Liquidity risk Management

Liquidity risk refers to the risk that the Company cannot meet its financial obligations. The objective of liquidity risk Management is to maintain sufficient liquidity and ensure that funds are available for use as per requirements. The Company invests its surplus funds in bank fixed deposit . The Company also constantly monitors funding options available in the debt and capital markets with a view to maintaining financial flexibility.

### Liquidity tables

The following tables detail the Company's remaining contractual maturity for its non-derivative financial liabilities with agreed repayment periods. The tables have been drawn up based on the undiscounted cash flows of financial liabilities based on the earliest date on which the Company can be required to pay.

₹ in Lakhs

| | Due in 1st year | Due in 2nd to 5th year | Due after 5th year | Carrying amount |
|---|---|---|---|---|
| **March 31, 2026** | | | | |
| Trade payables | **29,893.90** | - | - | **29,893.90** |
| Other financial liabilities | **17,573.64** | - | - | **17,573.64** |
| Borrowings | **11,276.01** | 1,259.11 | - | **12,535.12** |
| Lease Liabilities | **352.32** | 604.81 | 634.08 | **1,591.21** |
| | **59,095.87** | **1,863.92** | **634.08** | **61,593.87** |
| March 31, 2025 | | | | |
| Trade payables | 25,235.81 | - | - | 25,235.81 |
| Other financial liabilities | 15,464.23 | - | - | 15,464.23 |
| Borrowings | 8,576.90 | 1,141.42 | - | 9,718.32 |
| Lease Liabilities | 503.32 | 942.58 | 213.94 | 1,659.84 |
| | 49,780.26 | 2,084.00 | 213.94 | 52,078.20 |





| Particulars | As at 31.03.2026 ₹ in Lakhs | As at 31.03.2025 ₹ in Lakhs |
|---|---|---|
| **30 Contingent liabilities and commitments (to the extent not provided for** | | |
| (i) Contingent liabilities: | | |
| (a) Claims against the Company, not acknowledged as debts - disputed tax liabilities | | |
| (i) Central Excise | **62.72** | 76.91 |
| (ii) GST | **141.95** | 91.28 |
| (iii) Income Tax | **716.25** | 1,006.63 |
| TOTAL | **920.92** | 1,174.82 |
| (b) Guarantee given by Bankers and outstanding | **478.71** | 349.15 |
| (c) Estimated customs duty obligation on Imports, if corresponfing export obligation is not satisfied | **2,859.78** | 1,219.02 |
| Note: Future cash outflows in respect of the above matters are determinable only on receipt of judgments / decisions pending at various forums / authorities. | | |
| (ii) Commitments: | | |
| Estimated amount of contracts remaining to be executed on capital account and not provided for - Tangible assets | **9,764.97** | 16,038.20 |

**31 Disclosure required under Section 22 of the Micro, Small and Medium Enterprises Development Act,2006**

Dues to Micro, Small and Medium Enterprises have been determined to the extent such parties have been identified on the basis of information collected by the Management. This has been relied upto by the Auditors.

Other disclosures are as under:

| Particulars | As at 31.03.2026 ₹ in Lakhs | As at 31.03.2025 ₹ in Lakhs |
|---|---|---|
| (i) Principal amount remaining unpaid to any supplier as at end of the accounting year | **4,026.93** | 2,901.51 |
| (ii) Interest due thereon remaining unpaid to any supplier as at the end of the accounting year. | **-** | - |
| (iii) The amount of interest paid by the buyer in terms of Section 16 of the Micro, Small and Medium Enterprises Development Act, 2006 along with the payment made to the supplier beyond the appointed day during the year. | **-** | - |
| (iv) Amount of interest due and payable for the period of delay in making payment but without adding interest as specified in the Micro, Small and Medium Enterprises Development Act, 2006. | **-** | - |
| (v) The amount of interest accrued and remaining unpaid at the end of each accounting year. | - | - |
| (vi) The amount of further interest remaining due and payable even in the succeeding years, until such date when the dues are actually paid for the purpose of disallowance under Section 23 of the Micro, Small and Medium Enterprises Development Act, 2006. | - | - |

## NOTES TO THE STANDALONE FINANCIAL STATEMENTS FOR THE YEAR ENDED MARCH 31, 2026

**32a) Remuneration to Executive Chairman (EC), Managing Director (MD) and Executive Director (ED) is included in Salary, Wages & Bonus:**

(₹ in Lakhs)

| Particulars | For the year ended 31 March, 2026 | | | For the year ended 31 March, 2025 | | |
|---|---|---|---|---|---|---|
| | EC | MD | ED | EC | MD | ED |
| Salaries & Allowances | **94.71** | **105.00** | **65.10** | 89.25 | 100.00 | 62.00 |
| Commission | **423.57** | **254.14** | **105.89** | 390.89 | 234.53 | 97.72 |
| Contribution to Provident Fund | **5.68** | **6.30** | **3.91** | 5.54 | 6.00 | 3.72 |
| Total | **523.96** | **365.44** | **174.90** | 485.68 | 340.53 | 163.44 |

**b) Computation of Net Profit under Section 198 of the Companies Act, 2013 and commission payable to the Executive Chairman, Managing Director and Executive Director:**

| Particulars | As at 31.03.2026 ` in Lakhs | As at 31.03.2025 ` in Lakhs |
|---|---|---|
| Profit before tax | **41,321.78** | 39,053.42 |
| Add: Managerial remuneration (Refer Note) | **1,064.31** | 989.65 |
| Sitting fees to Directors | **10.95** | 19.53 |
| Provision for doubtful debts/advances | **(6.10)** | 21.85 |
| Loss on Sales of Assets | **2.63** | 0.01 |
| Assets condemned and written off | **16.32** | 61.85 |
| Less: Profit on Sale of Assets/Investments | **52.70** | 1,057.72 |
| Net profit | **42,357.19** | 39,088.59 |
| Maximum remuneration payable to Executive Chairman, Managing Director and Executive Director – 10% of the net profit | **4,235.72** | 3,908.86 |
| Commission payable @ 1% on Net Profit to EC | **423.57** | 390.89 |
| Commission payable @ 0.60% on Net Profit to MD | **254.14** | 234.53 |
| Commission payable @ 0.25% on Net Profit to ED | **105.89** | 97.72 |

Note : The remuneration paid / payable to the Executive Chairman, Managing Director and Executive Director for the year is within the limits specified in Section 197 of the Companies Act, 2013.

| Particulars | As at 31.03.2026 ` in Lakhs | As at 31.03.2025 ` in Lakhs |
|---|---|---|
| **33 DETAILS OF GOVERNMENT GRANTS** | | |
| Government grants received by the Company during the year towards | | |
| Duty drawback and other export incentives | **512.58** | 460.27 |
| Subsidy received | **1,502.86** | 1,250.04 |
| Total | **2,015.44** | 1,710.31 |





## 34 EMPLOYEE BENEFIT PLANS

**Defined Contribution plans:**

The Company makes Provident Fund and Superannuation Fund contributions to defined contribution plans for qualifying employees. Under the Schemes, the Company is required to contribute a specified percentage of the payroll costs to fund the benefits. The Company recognized ₹ 1,415.67 Lakhs (PY - ₹ 1,275.38 Lakhs) for Provident Fund contributions and ₹ 46.24 Lakhs (PY - ₹ 35.88 Lakhs) for Superannuation Fund contributions in the Statement of Profit and Loss. The contributions payable to these plans by the Company are at rates specified in the rules of the Schemes.

**State plans:**

The Company makes ESI contributions to Employees State Insurance Scheme. Under the Scheme, the Company is required to contribute a specified percentage of the payroll costs to fund the benefits. The Company recognised ₹ 198.22 Lakhs (PY - ₹ 196.83 Lakhs) in the Statement of Profit and Loss. The contributions payable to these plans by the Company are at rates specified in the rules of the Scheme.

**Defined Benefit Plan - Gratuity:**

The Company provides gratuity benefit (included as part of employees contribution to funds in Note 23 Employee benefits expense) to all eligible employees, which is funded with Life Insurance Corporation of India

For the year ended 31st March, 2026, the Company has completed its assessment of the impact of the Code on Social Security, 2020 and has given effect to the same in these financial statements. The application of the New Labour Code has resulted in a revised and broader definition of wages for the purpose of computation of gratuity liability, which has been duly factored into the actuarial valuation carried out as at 31.03.2026. The consequential impact on the defined benefit obligation has been recognised in the financial statements for the year ended 31.03.2026 in accordance with Ind AS 19 — Employee Benefits

| Particulars | As at 31.03.2026 ` in Lakhs | As at 31.03.2025 ` in Lakhs |
|---|---|---|
| **Components of employer expenses** | | |
| Current service cost | **449.32** | 280.45 |
| Interest cost | **269.65** | 237.42 |
| Expected return on Plan Assets | **(331.43)** | (290.28) |
| Actuarial (gains) / losses | **1,242.62** | - |
| Past service cost | **514.88** | - |
| **Total expense recognized in Statement of Profit and Loss*** | **2,145.04** | 227.59 |
| **Actual contribution and the benefit payments for the year** | | |
| Actual benefit payments | **(135.09)** | (223.30) |
| Actual contribution | **1,073.98** | 379.25 |
| **Other Comprehensive Income** | | |
| **Opening OCI** | **438.33** | 107.48 |
| Acturial Loss /(Gain) on DBO | **(765.17)** | 302.49 |
| Acturial Loss /(Gain) on Assets | **29.27** | 28.36 |
| Total recognized in Other Comprehensive Income | **(735.90)** | 330.85 |
| **Closing Recognised in OCI** | **(297.57)** | 438.33 |
| **Net Asset/(Liability) recognized in the Balance Sheet** | | |
| Present value of benefit obligation | **5,568.77** | 3,992.56 |
| Fair value of plan assets | **5,595.87** | 4,354.82 |

## NOTES TO THE STANDALONE FINANCIAL STATEMENTS FOR THE YEAR ENDED MARCH 31, 2026

| Particulars | As at 31.03.2026 ` in Lakhs | As at 31.03.2025 ` in Lakhs |
|---|---|---|
| **Funded Status [Surplus/(Deficit)] *** | **27.10** | 362.26 |
| Unrecognised past service cost | **-** | - |
| Net Asset/(Liability) recognized in the Balance Sheet | **27.10** | 362.26 |
| **Change in defined benefit obligations(DBO) during the year** | | |
| Present value of DBO at beginning of the year | 3,992.56 | 3,395.50 |
| Current service cost | 449.32 | 280.45 |
| Interest cost | 269.65 | 237.42 |
| Plan Amendment | 1,242.62 | - |
| Past service cost | 514.88 | - |
| Actuarial (gain) / loss on obligation | (765.17) | 302.49 |
| Benefits paid | (135.09) | (223.30) |
| Present value of DBO at the end of the year | **5,568.77** | **3,992.56** |
| **Change in the Fair Value of assets during the year** | | |
| Plan Assets at beginning of the year | **4,354.82** | 3,936.95 |
| Acquisition adjustment | | |
| Expected return on Plan Assets | **331.43** | 290.28 |
| Contributions by the employer | **1,073.98** | 379.25 |
| Actuarial gain / (loss) | **(29.27)** | (28.36) |
| Benefits paid | **(135.09)** | (223.30) |
| Plan Assets at the end of the year | **5,595.87** | 4,354.82 |
| **Reconciliation of Present Value (PV) of Obligation and Fair Value (FV) of Assets:** | | |
| Closing PV of Obligation | **5,568.77** | 3,992.56 |
| Closing FV of Plan Assets | **5,595.87** | 4,354.82 |
| **Funded Status [Surplus/(Deficit)] *** | **27.10** | 362.26 |
| * - Included under the head "Employee Benefits" in Schedule 22 | | |
| **Composition of the Plan assets is as follows:** | | |
| Equity instruments | **-** | - |
| Debt instruments | **-** | - |
| Property | **-** | - |
| Insurer managed asset * | **100%** | 100% |
| * - The details with respect to the composition of investments in the fair value of plan assets have not been disclosed in the absence of the aforesaid information. | | |
| **Acturial assumptions** | | |
| Discount Rate (per annum) | **7.65%** | 6.87% |
| Rate of increase in compensation levels (per annum) | **10.00%** | 11.00% |
| Expected return on plan assets (per annum) | **6.87%** | 7.23% |

* - Included in "Contribution to Provident & Other Funds" in Note 23 – Employee Costs





| Particulars | As at 31.03.2026 ` in Lakhs | As at 31.03.2025 ` in Lakhs |
|---|---|---|
| **Experience adjustments** | | |
| Actuarial (Gains) and Losses on Obligation | **(765.17)** | 302.49 |
| Actuarial (Gains) and Losses due to change in Assumptions | **-** | - |
| Actuarial (Gains) and Losses on Plan assets | **29.27** | 28.36 |
| Total comprehensive Income for the year | **(735.90)** | 330.85 |
| Actuarial (Gains) and Losses Recognized in the year | **(735.90)** | 330.85 |
| Unrecognized Actuarial (Gains) and Losses for the year | **-** | - |

**Note:**

(i) The discount rate is based on the prevailing market yields of Government of India securities as at the balance sheet date for the estimated terms of the obligations.

(ii) The estimate of future salary increased considered, takes into account the inflation, seniority, promotion, increments and other relevant factors.

(iii) The Company is expected to contribute ₹ 400.00 Lakhs to the Gratuity Fund next year.

| Particulars | As at 31.03.2026 ` in Lakhs | As at 31.03.2025 ` in Lakhs |
|---|---|---|
| **(iv) Sensitivity Analysis:** | | |
| A. Discount Rate + 100 BP | **-8.70%** | -9.40% |
| Defined Benefit Obligation [PVO] | **5,084.55** | 3,617.28 |
| B. Discount Rate - 100 BP | **10.14%** | 11.10% |
| Defined Benefit Obligation [PVO] | **6,133.57** | 4,435.68 |
| C. Salary Escalation Rate + 100 BP | **9.78%** | 9.37% |
| Defined Benefit Obligation [PVO] | **6,113.12** | 4,366.82 |
| D. Salary Escalation Rate - 100 BP | **-8.55%** | -8.46% |
| Defined Benefit Obligation [PVO] | **5,092.64** | 3,654.63 |
| E. Attrition Rate + 100 BP | **-2.15%** | -3.00% |
| Defined Benefit Obligation [PVO] | **5,449.19** | 3,872.81 |
| F. Attrition Rate - 100 BP | **2.45%** | 3.47% |
| Defined Benefit Obligation [PVO] | **5,705.46** | 4,131.14 |

**v Risk exposure:**

The Company's Gratuity fund is maintained by an approved trust (Life Insurance Corporation of India). A large portion of the investment made by the LIC is in government bonds and securities and other approved securities. Hence, the Company is not exposed to the risk of asset volatality as at the balance sheet date.

**vi Defined benefit liability and employer contributions:**

The weighted average duration of the defined benefit obligation is 13.80 years (PY - 16.24 years). The expected maturity analysis of undiscounted gratuity is as follows:

## NOTES TO THE STANDALONE FINANCIAL STATEMENTS FOR THE YEAR ENDED MARCH 31, 2026

| Particulars | As at 31.03.2026 ` in Lakhs | As at 31.03.2025 ` in Lakhs |
|---|---|---|
| Less than 1 year | **190.67** | 154.33 |
| Between 1 - 2 years | **195.07** | 177.67 |
| Between 2 - 3 years | **370.48** | 265.26 |
| Between 3 - 4 years | **419.24** | 320.31 |
| Between 4 - 5 years | **362.36** | 337.52 |
| Between 5 -10 years | **1,646.77** | 1,826.09 |
| Above 10 Years | **2,385.18** | 6,589.94 |
| **35 DETAILS OF LEASING ARRANGEMENTS IND AS 116** | | |
| **As Lessor** | | |
| a The Company has entered into operating lease arrangements for certain surplus facilities and equipments. | | |
| Total rental and lease income recognized in the Statement of Profit and Loss | **207.46** | 88.76 |
| **As Lessee** | | |
| b Interest expenses on lease liability | **160.34** | 130.07 |
| Expenses related to short term leases and lease of low value assets | **535.35** | 518.65 |
| Total cashflow for leases | **1,067.89** | 1,177.60 |
| **36 EARNINGS PER SHARE** | | |
| Basic & Diluted: | | |
| Net profit after tax - In ₹ Lakhs | **30,634.24** | 29,066.21 |
| Profit attributable to Equity Shareholders - In ₹ Lakhs (A) | **30,634.24** | 29,066.21 |
| Total number of equity shares outstanding at balance sheet date. | **3,18,92,416** | 3,18,92,416 |
| Weighted average number of equity shares outstanding, considered for the purpose of computing Basic EPS (B) | **3,18,92,416** | 3,16,52,690 |
| **Nominal value of Equity Shares - In ₹** | **10** | 10 |
| **Basic and Diluted Earnings Per Share-In ₹ (A/B)** | **96.05** | 91.83 |
| **37 DEFERRED TAX LIABILITY** | | |
| Tax effect of items constituting deferred tax Liability: | | |
| On difference between book balance and tax balance of fixed assets | **1,034.18** | 1,189.34 |
| On account of provision for right to use assets | **377.33** | 384.73 |
| On account of provision for lease liability | **(400.47)** | (417.75) |
| On account of provision for doubtful debts | **(42.68)** | (44.22) |
| On account of provision for contingencies | **(251.68)** | (251.68) |
| On account of provision for bonus | **-** | - |
| On account of provision for gratuity | **6.82** | 91.17 |
| On account of provision for leave salary | **(162.41)** | (135.41) |
| On account of provision for Investments in Shares | **1,115.17** | 1,338.61 |
| | **1,676.26** | 2,154.79 |





**Movement of Deferred Tax Liability:** ` in lakhs

| Particulars of Assets / (Liabilities) | For the year 2025-26 | | | |
|---|---|---|---|---|
| | Opening balance | Recognised in profit or loss | Recognised in Other Comprehensive Income | Closing Balance |
| Property, Plant and Equipment | 1,156.33 | (145.29) | - | 1,011.04 |
| Provision for employee benefits (including bonus) | (44.24) | (111.35) | - | (155.59) |
| Provision for doubtful trade receivables and advances | (44.22) | 1.53 | - | (42.69) |
| Investments measured using FV at OCI | 1,338.61 | - | (223.44) | 1,115.17 |
| Other disallowances | (251.68) | - | - | (251.68) |
| Total | 2,154.80 | (255.11) | (223.44) | 1,676.25 |

| Particulars of Assets / (Liabilities) | For the year 2024-25 | | | |
|---|---|---|---|---|
| | Opening balance | Recognised in profit or loss | Recognised in Other Comprehensive Income | Closing Balance |
| Property, Plant and Equipment | 821.94 | 334.38 | - | 1,156.32 |
| Provision for employee benefits (including bonus) | 25.58 | (69.82) | - | (44.24) |
| Provision for doubtful trade receivables and advances | (54.46) | 10.24 | - | (44.22) |
| Investments measured using FV at OCI | 1,407.08 | - | (68.47) | 1,338.61 |
| Other disallowances | (251.68) | - | - | (251.68) |
| Total | 1,948.46 | 274.80 | (68.47) | 2,154.79 |

| Particulars | As at 31.03.2026 ` in Lakhs | As at 31.03.2025 ` in Lakhs |
|---|---|---|
| **38 DETAILS OF R&D EXPENSES** | | |
| 1) Capital expenditure | **134.78** | 91.10 |
| 2) Salaries & wages | **673.95** | 669.20 |
| 3) Material costs | **83.19** | 87.74 |
| 4) Maintenance expenses | **102.56** | 98.97 |
| 5) Other expenses | **39.24** | 48.40 |
| | **1,033.72** | 995.41 |

Note : While the accounts of R&D department are maintained separately, for the purpose of presentation, the administrative and other expenses are clubbed along with other functional head of expenses and presented in the Statement of Profit and Loss.

## NOTES TO THE STANDALONE FINANCIAL STATEMENTS FOR THE YEAR ENDED MARCH 31, 2026

### 39 Details of Provision

The Company has made provision for various contractual obligations and disputed liabilities based on its assessment of the amount it estimates to incur to meet such obligations, details of which are given below:

₹ in Lakhs

| Particulars | As at 1st April,2025 | Additions | Utilisation | As at 31 March, 2026 |
|---|---|---|---|---|
| Provision for other contingencies (Excise/ Customs / IT) | 1,000.00 | - | - | 1,000.00 |
| Provision for Doubtful Debts | 175.69 | - | (6.10) | 169.59 |
| **Total** | 1,175.69 | - | (6.10) | 1,169.59 |

| Particulars | As at 1st April,2024 | Additions | Utilisation | As at 31 March, 2025 |
|---|---|---|---|---|
| Provision for other contingencies (Excise/ Customs / IT) | 1,000.00 | - | - | 1,000.00 |
| Provision for Doubtful Debts | 216.39 | - | (40.70) | 175.69 |
| **Total** | 1,216.39 | - | (40.70) | 1,175.69 |

### 40 Information regarding income and expenditure of investement property

| Particulars | As at 31.03.2026 ` in Lakhs | As at 31.03.2025 ` in Lakhs |
|---|---|---|
| **Rental income derived from investment property** | **6.54** | 6.40 |
| Direct Operating expenses (including repairs and maintanance) generating rental income | - | |
| Direct Operating expenses (including repairs and maintanance) that did not generate rental income | - | |
| Profit arising from investment properties before depreciation and indirect expenses | - | |
| Less: Depreciation | **0.37** | 0.30 |
| Profit arising from investment properties before indirect expenses | **6.17** | 6.10 |

The Company has no restrictions on the realisability of its investment properties and has no contractual obligations to either construct or develop investment properties or for repairs, maintenance and enhancement.

41 The title deeds of immovable properties which are freehold, based on the registered sale deeds/transfer deed/conveyance deed/scheme of arrangements approved by Hon'ble High Courts & appropriate authorities and property tax receipts, are held in the name of the Company (other than the properties where the company is the lessee and the lease agreements are duly executed in favor of the lessee) as at Balance sheet date.

42 The company has no proceedings initiated or pending against the company for holding any benami property under the Benami Transactions (Prohibition) Act, 1988 (45 of 1988) and the rules made thereunder.





### 43 Ratios:

| Ratio | Numerator | Denominator | 31.03.2026 | 31.03.2025 | Inc. / Dec. |
|---|---|---|---|---|---|
| a) Current Ratio | Current Assets | Current Liabilitiies | 1.79 | 2.13 | -15.67% |
| b) Debt-Equity Ratio | Total Debt | Equity | 0.06 | 0.05 | 14.53% |
| c) Debt Service Coverage Ratio | Earnings available for debt service | Total Debt service | 13.00 | 21.76 | -40.25% |
| d) Return of Equity Ratio | Net Profit after tax | Average shareholder equity | 0.15 | 0.15 | -0.42% |
| e) Inventory Turnover Ratio | Sales | Average Inventory | 6.55 | 6.32 | 3.61% |
| f) Trade Receivables Turnover Ratio | Net Sales | Average Accounts receivables | 8.30 | 8.08 | 2.76% |
| g) Trade Payables Turnover Ratio | Net Purchases | Average Trade Payables | 6.22 | 5.95 | 4.52% |
| h) Net Capital Turnover Ratio | Net Sales | Working Capital | 1.40 | 1.37 | 1.79% |
| i) Net Profit Ratio | Net Profit | Net Sales | 11.05% | 12.16% | -1.11% |
| j) Return on Capital employed | Earnings before interest and tax | Capital Employed | 19.84% | 19.97% | -0.14% |
| k) Return on investment | Income generated from investments | Average investments | 5.76% | 5.38% | 0.37% |

44 No Scheme of Arrangement is approved u/s. 230 to 237 of the Companies Act for the company.

### 45 Expenditure Incurred on Corporate Social Responsibility (CSR) Activities:

| **Profit Before Tax as per Section 198 of the Act:** | ₹ in Lakhs |
|---|---|
| Financial Year - 2023 - 24 | 36,416.70 |
| Financial Year - 2024 - 25 | 37,968.15 |
| Financial Year - 2025 - 26 | 41,228.37 |
| Total | 1,15,613.12 |
| Average Profit Before Tax as per Section 135(5) of the Act | 38,537.85 |
| a) 2% of Average Profit to be Spent for CSR Activities | 741.04 |
| b) CSR Expenditure Incurred | 741.04 |
| c) Shortfall at the end of the year | - |
| d) Total of previous years shortfall | - |
| e) Reason for shortfall | NA |
| f) Nature of CSR activities | Education |
| | Promoting Health Care including Preventive Health Care |
| g) Details of related party transactions | - |
| h) Movement in provision with respect to a liability incurred | - |

46 The Company's borrowings from banks or financial institutions on the basis of security of current assets and the quarterly returns or statements of current assets filed by the Company with banks or financial institutions are in agreement with the books of accounts.

47 The Company is not declared as a wilful defaulter by any bank or financial institution.

48 The Company has no relationship with struck-off companies.

49 The Company has complied with the number of layers prescribed under clause (87) of Section 2 of the Act read with Companies (Restriction on number of Layers) Rules, 2017.

50 The Company has not advanced or loaned or invested funds (either borrowed funds or share premium or any other sources or kind of funds) to or in any other person or entity, including foreign entities (Intermediaries) with the understanding (whether recorded in writing or otherwise) that the Intermediary shall whether, directly or indirectly lend or invest in other persons or entities identified in any manner whatsoever by or on behalf of the Company ("Ultimate Beneficiaries") or provide any guarantee, security or the like on behalf of the Ultimate Beneficiaries.

51 The Company has not been received any funds from any person or entity, including foreign entity ("Funding Parties"), with the understanding, whether recorded in writing or otherwise, that the Company shall, whether, directly or indirectly, lend or invest in other persons or entities identified in any manner whatsoever by or on behalf of the Funding Party ("Ultimate Beneficiaries") or provide any guarantee, security or the like on behalf of the Ultimate Beneficiaries;

52 The Company has no income which has been surrendered or disclosed as income during the year in any of the tax assessments under the Income Tax Act 1961.

53 The Company has not traded/invested in crypto currency/ virtual currency during the financial year.

54 There are no charges or satisfaction of charges that are yet to be registered with Registrar of Companies beyond the the statutory period.

55 The Company has not issued any securities for a specific purpose.

56 The Company has utilised the borrowings from banks and financial institutions for the purpose for which it was availed.

57 There were no significant events that occurred after the Balance Sheet date apart from the ones mentioned in "Material Changes and commitments affecting the financial position between the end of the fiscal and date of the report' in the Board's report.

58 Since the Company prepares consolidated financial statements, segment information as revised by IND AS 108 "Operating Segments" has been disclosed in consolidated financial statements.

59 Exceptional item represents subsidy received amounting to ₹ 1502.86 Lakhs (Previous year - ₹ 1,250.03 Lakhs), Statutory Impact of new Labour Laws - ₹ 1,242.62 Lakhs (Previous Year - Nil) and Profit / (loss) on sale of Fixed Assets ₹ Nil (Previous year - ₹ -1,052.63 Lakhs)

60 Previous year figures have been regrouped and reclassified, wherever necessary, to correspond with the current year's classification/disclosure.

61 Effective from 21st November 2025, the Government of India has consolidated multiple existing labour laws into a unified framework comprising four Labour codes collectively referred to as 'New Labour Codes'. Under lndAS 19 and as per the guidance issued by the ICAI, changes to employee benefit plans arising from legislative amendment constitute a plan amendment, requiring recognition of past service cost immediately in the statement of profit and loss. The New Labour Codes has resulted in estimated one time increase in provision for employee benefits of ₹ 1,242.62 Lakhs as per actuarial valuation report and considering the materiality and non-recurring nature of this impact, the Company has presented such incremental impact as "Statutory impact of new Labour Codes" under "Exceptional items" in the statement of profit and loss for the year ended 31st March, 2026. The Company continues to monitor the finalisation of Central/State Rules and clarifications from the Government on other aspects of the Labour Code and would provide appropriate accounting effect on the basis of such developments as needed.

NOTES TO THE STANDALONE FINANCIAL STATEMENTS FOR THE YEAR ENDED MARCH 31, 2026

62 **Related party disclosure**

**a) List of parties having significant influence**

**Subsidiaries**

LGB USA INC - Holding by L.G. Balakrishnan & Bros Limited - 96.64%

LGB Steel Private Limited - Holding by L.G. Balakrishnan & Bros Limited - 100%

**Step Down Subsidiaries**

GFM ACCQUISITION LLC. – Holding by LGB USA - 98.47%

GFM LLC – Holding by GFM Acquisition LLC – 100%

LGB MEXICO - Holding by LGB-USA - 100%

**Enterprises owned or significantly influenced by Key Managerial Personnel and Relatives of Key Managerial personnel**

| | |
|---|---|
| Elgi Automotive Services (P) Limited | Lakhsmi Printers |
| L.G.B. Auto Products (P) Limited | Veena Coach Products |
| LG Farm Products (P) Limited | G-Plast Private Limited |
| LG Sports Private Limited | Gedee Weiler Private Limited |
| Super Transports Private Limited | Metal Forms (P) Ltd |
| Super Speeds Private Limited | Paatimachi Pvt. Ltd |
| LGB Forge Limited | Rajvirdhan Private Limited |
| Tribe Investments & Services Private Ltd | Magriver Private Limited |
| South West Engineering India Limited | ARCHE GLOBAL PRIVATE LIMITED (Formerly known as NETCON TECHOLOGIES INDIA PRIVATE LIMITED) |
| Silent Chain India Private Limited | |

**Key Management personnel**

| | |
|---|---|
| Sri. B. Vijayakumar | Executive Chairman |
| Sri. P. Prabakaran | Managing Director |
| Sri.Rajiv Parthasarathy | Exeutive Director |
| Sri.N.Rengaraj | Chief Financial Officer |
| Sri.M.Lakshmi Kanth Joshi | Senior General Manager (Legal) and Company Secretary |

**Relatives of Key Management Personnel**

| | |
|---|---|
| **Relatives of Sri. B. Vijayakumar:** | |
| Smt.Vijayashree V | Wife |
| Sri.V.Rajvirdhan | Son |

| | |
|---|---|
| Sri.Nithin Karivardhan | Son |
| Sri.Arjun Karivardhan | Son |
| Smt. Shreya Maithri | Son's Wife |
| Smt.Rajsri Vijayakumar | Daughter |
| Sri.Rajiv Parthasarathy | Daughter's Husband |
| Minor. Samriddhi Andal | Daughter's Daughter |
| Minor.Vidhur Narayanan | Daughter's Son |
| **Relatives of Sri. P. Prabakaran:** | |
| Smt.Rajalakshmi | Mother |
| Smt.D. Maheswari | Wife |
| Sri.P. Suryakumar | Son |
| Smt. J. Soumya | Son Wife |
| **Relatives of Sri. Rajiv Parthasarathy:** | |
| Sri. KG Parthasarathy | Father |
| Smt. Mahalakshmi Parthasarathy | Mother |
| Smt.Rajsri Vijayakumar | Wife |
| Minor. Samriddhi Andal Rajiv | Daughter |
| Minor.Vidhur Narayanan Rajiv | Son |
| Sri. Arjun Parthasarathy | Brother |

As per our report of even date attached
For **SURI & CO.**
Chartered Accountants
Firm Registration No.: 004283S
**G.Rengarajan**
Partner
Membership No.219922

Place : Coimbatore
Date : 02.05.2026

For and on behalf of the Board of Directors

**B. VIJAYAKUMAR**
Executive Chairman
DIN: 00015583

**P. PRABAKARAN**
Managing Director
DIN : 01709564

**N. RENGARAJ**
Chief Financial Officer

**M. LAKSHMI KANTH JOSHI**
Senior General Manager (Legal) and Company Secretary ACS NO. A14273

NOTES TO THE STANDALONE FINANCIAL STATEMENTS FOR THE YEAR ENDED MARCH 31, 2026

₹ in Lakhs

**a) Transactions during the year**

| S. No. | Nature of transactions | Associates/Others | | Subsidiaries | | Key Managerial Personnel | | Relatives of key managerial personnel | | Total | |
|---|---|---|---|---|---|---|---|---|---|---|---|
| | | 2025-26 | 2024-25 | 2025-26 | 2024-25 | 2025-26 | 2024-25 | 2025-26 | 2024-25 | 2025-26 | 2024-25 |
| 1 | **Remuneration to Key Managerial Personnel** | | | | | **1,196.31** | **1,107.11** | - | - | **1,196.31** | **1,107.11** |
| | Sri.B.Vijayakumar | | | | | **523.96** | 485.68 | | | **523.96** | 485.68 |
| | Sri.P. Prabakaran | | | | | **365.44** | 340.53 | | | **365.44** | 340.53 |
| | Sri.Rajiv Parthasarathy | | | | | **174.90** | 163.44 | | | **174.90** | 163.44 |
| | Sri.N.Rengaraj | | | | | **77.47** | 67.96 | | | **77.47** | 67.96 |
| | Sri.Lakshmikanth Joshi | | | | | **54.54** | 49.50 | | | **54.54** | 49.50 |
| 2 | **Loan Repayment (Borrowing)** | - | **242.00** | - | - | - | - | - | **760.00** | - | **1,002.00** |
| | **Enterprises owned or significantly influenced by Key Managerial Personnel and Relatives of Key Managerial personnel** | | | | | | | | | | |
| | **Associates** | | | | | | | | | | |
| | **L.G.Sports (Private) Ltd** | | 15.00 | | | | | | | - | 15.00 |
| | **LGB Auto Products (P) Limited** | | 35.00 | | | | | | | - | 35.00 |
| | **LG Farm Products (P) Limited** | | 85.00 | | | | | | | - | 85.00 |

## NOTES TO THE STANDALONE FINANCIAL STATEMENTS FOR THE YEAR ENDED MARCH 31, 2026

₹ in Lakhs

| S. No. | Nature of transactions | Associates/Others | | Subsidiaries | | Key Managerial Personnel | | Relatives of key managerial personnel | | Total | |
|---|---|---|---|---|---|---|---|---|---|---|---|
| | | 2025-26 | 2024-25 | 2025-26 | 2024-25 | 2025-26 | 2024-25 | 2025-26 | 2024-25 | 2025-26 | 2024-25 |
| | **Silent Chain (P) Limited** | | - | | - | | | | | - | - |
| | **Super Speeds (P) Limited** | | 107.00 | | - | | | | | - | 107.00 |
| | Key Managerial Personnel | | | | | | | | | | |
| | Sri.B.Vijayakumar | | | | | | | | | | - |
| | Relatives of Key Managerial Personnel | | | | | | | | | | |
| | Smt.Rajsri Vijayakumar | | | | | | | | 760.00 | - | 760.00 |
| **3** | **Fixed Deposits Receipts (Borrowings)** | **769.00** | **775.00** | - | | **1,800.00** | **350.00** | **630.00** | **400.00** | **3,199.00** | **1,525.00** |
| | **Enterprises owned or significantly influenced by Key Managerial Personnel and Relatives of Key Managerial personnel** | | | | | | | | | | |
| | **Associates** | | | | | | | | | | |
| | Silent Chain (P) Limited | **57.00** | 75.00 | - | | - | - | - | - | **57.00** | 75.00 |
| | Super Speeds (P) Limited | **275.00** | 700.00 | - | | - | - | - | - | **275.00** | 700.00 |
| | LGB Auto Products (P) Limited | **220.00** | - | - | | - | - | - | - | **220.00** | - |
| | L.G.Sports (Private) Ltd | **102.00** | - | - | | - | - | - | - | **102.00** | - |
| | L G Farm Products (P) Limited | **115.00** | - | - | | - | - | - | - | **115.00** | - |





NOTES TO THE STANDALONE FINANCIAL STATEMENTS FOR THE YEAR ENDED MARCH 31, 2026

₹ in Lakhs

| S. No. | Nature of transactions | Associates/Others | | Subsidiaries | | Key Managerial Personnel | | Relatives of key managerial personnel | | Total | |
|---|---|---|---|---|---|---|---|---|---|---|---|
| | | 2025-26 | 2024-25 | 2025-26 | 2024-25 | 2025-26 | 2024-25 | 2025-26 | 2024-25 | 2025-26 | 2024-25 |
| | **Key Managerial Personnel** | | | | | | | | | | |
| | Sri.B.Vijayakumar | | - | - | - | **1,650.00** | 350.00 | - | - | **1,650.00** | 350.00 |
| | Sri.P. Prabakaran | | - | - | - | **150.00** | - | - | - | **150.00** | - |
| | **Relatives of Key Managerial Personnel** | | | | | | | | | | |
| | Smt.Rajsri Vijayakumar | | - | - | - | - | - | | | - | - |
| **6** | **Fixed Deposits Repayments (Borrowings)** | **700.00** | **120.00** | - | | **1,050.00** | **1,000.00** | **300.00** | **460.00** | **2,050.00** | **1,580.00** |
| | **Enterprises owned or significantly influenced by Key Managerial Personnel and Relatives of Key Managerial personnel** | | | | | | | | | | |
| | **Associates** | | | | | | | | | | |
| | Silent Chain (P) Limited | - | 120.00 | - | - | - | - | - | - | - | 120.00 |
| | Super Speeds (P) Limited | **700.00** | - | - | - | - | - | - | - | **700.00** | - |
| | **Key Managerial Personnel** | | | | | | | | | | |
| | Sri.B.Vijayakumar | - | - | - | - | **1,050.00** | 1,000.00 | - | - | **1,050.00** | 1,000.00 |
| | **Relatives of Key Managerial Personnel** | | | | | | | | | | |
| | Smt.Rajsri Vijayakumar | - | - | - | - | - | - | **300.00** | 450.00 | **300.00** | 450.00 |
| | Sri.V.Rajvirdhan | - | - | - | - | - | - | - | 10.00 | - | 10.00 |

₹ in Lakhs

| S. No. | Nature of transactions | Associates/Others | | Subsidiaries | | Key Managerial Personnel | | Relatives of key managerial personnel | | Total | |
|---|---|---|---|---|---|---|---|---|---|---|---|
| | | 2025-26 | 2024-25 | 2025-26 | 2024-25 | 2025-26 | 2024-25 | 2025-26 | 2024-25 | 2025-26 | 2024-25 |
| | Minor.Vidhur Narayanan | - | - | - | - | - | - | - | - | - | - |
| | Smt.D.Maheswari | - | - | - | - | - | - | - | - | - | - |
| **7** | **Interest Receipt** | **-** | **-** | **-** | **31.44** | **-** | **-** | **-** | **-** | **-** | **31.44** |
| | Enterprises owned or significantly influenced by Key Managerial Personnel and Relatives of Key Managerial personnel | | | | | | | | | | |
| | **Subsidiary** | | | | | | | | | | |
| | LGB Steel Private Limited | - | - | - | 31.44 | - | - | - | - | - | 31.44 |
| **8** | **Interest Expense** | **59.90** | **21.80** | **-** | **-** | **51.23** | **40.01** | **18.35** | **42.25** | **129.48** | **104.06** |
| | Enterprises owned or significantly influenced by Key Managerial Personnel and Relatives of Key Managerial personnel | | | | | | | | | | |
| | L.G.Sports (Private) Ltd | - | 0.08 | - | - | - | - | - | - | - | 0.08 |
| | LGB Auto Products (P) Limited | **8.85** | 2.65 | - | - | - | - | - | - | 8.85 | 2.65 |
| | Silent Chain (P) Limited | **10.04** | 7.25 | - | - | - | - | - | - | 10.04 | 7.25 |
| | L G Farm Products (P) Limited | **2.13** | 4.32 | - | - | - | - | - | - | 2.13 | 4.32 |
| | Super Speeds (P) Limited | **38.88** | 7.50 | - | - | - | - | - | - | 38.88 | 7.50 |



₹ in Lakhs

| S. No. | Nature of transactions | Associates/Others | | Subsidiaries | | Key Managerial Personnel | | Relatives of key managerial personnel | | Total | |
|---|---|---|---|---|---|---|---|---|---|---|---|
| | | 2025-26 | 2024-25 | 2025-26 | 2024-25 | 2025-26 | 2024-25 | 2025-26 | 2024-25 | 2025-26 | 2024-25 |
| | **Key Managerial Personnel** | | | | | | | | | | |
| | Sri.B.Vijayakumar | - | - | - | - | **48.10** | 40.01 | - | - | 48.10 | 40.01 |
| | Sri.P. Prabakaran | - | - | - | - | **3.13** | - | - | - | 3.13 | - |
| | Sri.N.Rengaraj | - | - | - | - | - | - | - | - | - | - |
| | **Relatives of Key Managerial Personnel** | | | | | | | | | | |
| | Smt.Rajsri Vijayakumar | - | - | - | - | - | - | 14.35 | 38.07 | 14.35 | 38.07 |
| | Sri.V.Rajvirdhan | - | - | - | - | - | - | - | 0.18 | - | 0.18 |
| | Minor.Samriddhi Andal | - | - | - | - | - | - | 2.00 | 2.00 | 2.00 | 2.00 |
| | Minor.Vidhur Narayanan | - | - | - | - | - | - | 2.00 | 2.00 | 2.00 | 2.00 |
| **9** | **Equity Investment - LGB Steel Private Limited** | **-** | **-** | **857.00** | **1,500.09** | **-** | **-** | **-** | **-** | **857.00** | **1,500.09** |
| **10** | **Dividend Receipts** | **0.03** | **0.03** | **-** | **-** | **-** | **-** | **-** | **-** | **0.03** | **0.03** |
| | **Enterprises owned or significantly influenced by Key Managerial Personnel and Relatives of Key Managerial personnel** | | | | | | | | | | |
| | Others | 0.03 | 0.03 | - | - | - | - | - | - | **0.03** | 0.03 |
| **11** | **Dividend Payments** | **1,007.22** | **893.65** | **-** | **-** | **731.75** | **622.79** | **466.46** | **392.82** | **2,205.43** | **1,909.26** |

₹ in Lakhs

| S. No. | Nature of transactions | Associates/Others | | Subsidiaries | | Key Managerial Personnel | | Relatives of key managerial personnel | | Total | |
|---|---|---|---|---|---|---|---|---|---|---|---|
| | | 2025-26 | 2024-25 | 2025-26 | 2024-25 | 2025-26 | 2024-25 | 2025-26 | 2024-25 | 2025-26 | 2024-25 |
| | **Enterprises owned or significantly influenced by Key Managerial Personnel and Relatives of Key Managerial personnel** | | | | | | | | | | |
| | LGB Auto Products (P) Limited | **386.20** | 334.08 | - | - | - | - | - | - | **386.20** | 334.08 |
| | B Vijayakumar (Jeshta Family Pvt Trust) | **315.21** | 283.44 | - | - | - | - | - | - | **315.21** | 283.44 |
| | L G Farm Products (P) Limited | **161.37** | 145.23 | - | - | - | - | - | - | **161.37** | 145.23 |
| | L.G.Sports (Private) Ltd | **105.00** | 81.00 | - | - | - | - | - | - | **105.00** | 81.00 |
| | Super Transports Private Limited | **28.00** | 25.20 | - | - | - | - | - | - | **28.00** | 25.20 |
| | Others | **11.44** | 24.70 | - | - | - | - | - | - | **11.44** | 24.70 |
| | **Key Managerial Personnel** | | | | | | | | | | |
| | Sri.B.Vijayakumar | - | - | - | - | **730.80** | 621.72 | - | - | **730.80** | 621.72 |
| | Sri.P. Prabakaran | - | - | - | - | **0.95** | 0.85 | - | - | **0.95** | 0.85 |
| | Sri.N.Rengaraj | - | - | - | - | **0.24** | 0.22 | - | - | **0.24** | 0.22 |
| | **Relatives of Key Managerial Personnel** | | | | | | | | | | |
| | Smt.Rajsri Vijayakumar | - | - | - | - | - | - | **465.83** | 392.25 | **465.83** | 392.25 |



₹ in Lakhs

| S. No. | Nature of transactions | Associates/Others | | Subsidiaries | | Key Managerial Personnel | | Relatives of key managerial personnel | | Total | |
|---|---|---|---|---|---|---|---|---|---|---|---|
| | | 2025-26 | 2024-25 | 2025-26 | 2024-25 | 2025-26 | 2024-25 | 2025-26 | 2024-25 | 2025-26 | 2024-25 |
| | Others | - | - | - | - | - | - | **0.63** | 0.57 | **0.63** | 0.57 |
| **12** | **Rent Income** | **233.93** | **87.20** | **-** | **-** | **-** | **-** | **-** | **-** | **233.93** | **87.20** |
| | **Enterprises owned or significantly influenced by Key Managerial Personnel and Relatives of Key Managerial personnel** | | | | | | | | | | |
| | LGB Forge Limited | **70.11** | 63.24 | - | - | - | - | - | - | **70.11** | 63.24 |
| | Super Speeds Private Limited | **142.92** | - | - | - | - | - | - | - | **142.92** | - |
| | Super Transports Private Limited | **9.44** | 12.71 | - | - | - | - | - | - | **9.44** | 12.71 |
| | Others | **11.46** | 11.25 | - | - | - | - | - | - | **11.46** | 11.25 |
| **13** | **Rent Expense** | **35.44** | **12.96** | **-** | **-** | **-** | **-** | **-** | **-** | **35.44** | **12.96** |
| | Enterprises owned or significantly influenced by Key Managerial Personnel and Relatives of Key Managerial personnel | | | | | | | | | | |
| | LGB Auto Products (P) Limited | **13.62** | 12.96 | - | - | - | - | - | - | **13.62** | 12.96 |
| | Magriver Private Limited | **21.82** | - | - | - | - | - | - | - | **21.82** | - |
| **14** | **Purchase of Materials, Spares & power** | **3,207.76** | **4,248.10** | **1,446.10** | **758.20** | **-** | **-** | **-** | **-** | **4,653.86** | **5,006.30** |
| | LGB Forge Limited | **1,757.25** | 2,932.09 | - | - | - | - | - | - | **1,757.25** | 2,932.09 |
| | Lakshmi Printers | **865.89** | 754.79 | - | - | - | - | - | - | **865.89** | 754.79 |

₹ in Lakhs

| S. No. | Nature of transactions | Associates/Others | | Subsidiaries | | Key Managerial Personnel | | Relatives of key managerial personnel | | Total | |
|---|---|---|---|---|---|---|---|---|---|---|---|
| | | 2025-26 | 2024-25 | 2025-26 | 2024-25 | 2025-26 | 2024-25 | 2025-26 | 2024-25 | 2025-26 | 2024-25 |
| | G-Plast | **121.71** | 114.01 | - | - | - | - | - | - | **121.71** | 114.01 |
| | Super Transports Private Limited | **154.48** | 135.88 | - | - | - | - | - | - | **154.48** | 135.88 |
| | Metal Forms Pvt Ltd | **60.20** | - | - | - | - | - | - | - | **60.20** | - |
| | Arche Global Private Limited | **240.87** | 259.71 | - | - | - | - | - | - | **240.87** | 259.71 |
| | LGB Steel Private Limited | - | - | **1,425.45** | **749.30** | - | - | - | - | **1,425.45** | 749.30 |
| | GFM LLC | - | - | **20.65** | **8.90** | - | - | - | - | **20.65** | 8.90 |
| | Others | **7.36** | 51.62 | | | | | | | **7.36** | 51.62 |
| **15.** | **Processing/Conversion Charges payments** | **1,394.37** | **348.10** | **288.92** | **355.99** | **-** | **-** | **-** | **-** | **1,683.29** | **704.09** |
| | **Enterprises owned or significantly influenced by Key Managerial Personnel and Relatives of Key Managerial personnel** | | | | | | | | | | |
| | Veena Coach Products | **199.32** | 183.11 | - | - | - | - | - | - | **199.32** | 183.11 |
| | Super Speeds Private Limited | **1,000.94** | 84.92 | - | - | - | - | - | - | **1,000.94** | 84.92 |
| | L.G.Sports (Private) Ltd | **86.77** | 63.80 | - | - | - | - | - | - | **86.77** | 63.80 |
| | Arche Global Private Limited | **84.72** | - | - | - | - | - | - | - | **84.72** | - |
| | Primekart Zone Private Limited | **17.40** | - | - | - | - | - | - | - | **17.40** | - |
| | Others | **5.22** | 16.27 | - | - | - | - | - | - | **5.22** | 16.27 |
| | GFM LLC | - | - | **49.36** | **-** | - | - | - | - | **49.36** | - |
| | LGB Steel Private Limited | - | - | **239.56** | **355.99** | - | - | - | - | **239.56** | 355.99 |



| S. No. | Nature of transactions | Associates/Others | | Subsidiaries | | Key Managerial Personnel | | Relatives of key managerial personnel | | Total | |
|---|---|---|---|---|---|---|---|---|---|---|---|
| | | 2025-26 | 2024-25 | 2025-26 | 2024-25 | 2025-26 | 2024-25 | 2025-26 | 2024-25 | 2025-26 | 2024-25 |
| **16.** | **Sale of Materials, Stores and Service Charges** | **2,882.03** | **2,094.25** | **509.34** | **230.56** | **-** | **-** | **-** | **-** | **3,391.37** | **2,324.81** |
| | **Enterprises owned or significantly influenced by Key Managerial Personnel and Relatives of Key Managerial personnel** | | | | | | | | | | |
| | Metal Forms (P) Limited | **168.88** | 154.01 | - | - | - | - | - | - | **168.88** | 154.01 |
| | LGB Forge Limited | **2,210.97** | 1,880.53 | - | - | - | - | - | - | **2,210.97** | 1,880.53 |
| | Super Speeds Private Limited | **463.96** | 56.06 | - | - | - | - | - | - | **463.96** | 56.06 |
| | Others | **38.22** | 3.65 | - | - | - | - | - | - | **38.22** | 3.65 |
| | **Subsidiaries** | | | | | | | | | | |
| | GFM LLC | - | - | **427.76** | **130.03** | - | - | - | - | **427.76** | 130.03 |
| | LGB Steel Private Limited | - | - | **81.58** | 100.53 | - | - | - | - | **81.58** | 100.53 |
| **17.** | **Processing charges Receipts** | **118.58** | **87.31** | **-** | **-** | **-** | **-** | **-** | **-** | **118.58** | **87.31** |
| | Enterprises owned or significantly influenced by Key Managerial Personnel and Relatives of Key Managerial personnel | | | | | | | | | | |
| | LGB Forge Limited | **109.53** | 83.07 | - | - | - | - | - | - | **109.53** | 83.07 |
| | Others | **9.05** | 4.24 | - | - | - | - | - | - | **9.05** | 4.24 |
| **18** | **Issue of share Warrants** | **-** | **1,453.50** | **-** | **-** | **-** | **1,938.00** | **-** | **1,453.50** | **-** | **4,845.00** |

| S. No. | Nature of transactions | Associates/Others | | Subsidiaries | | Key Managerial Personnel | | Relatives of key managerial personnel | | Total | |
|---|---|---|---|---|---|---|---|---|---|---|---|
| | | 2025-26 | 2024-25 | 2025-26 | 2024-25 | 2025-26 | 2024-25 | 2025-26 | 2024-25 | 2025-26 | 2024-25 |
| | Enterprises owned or significantly influenced by Key Managerial Personnel and Relatives of Key Managerial personnel | | | | | | | | | | |
| | LGB Auto Products (P) Limited | - | 726.75 | - | - | - | - | - | - | - | 726.75 |
| | L.G.Sports (P) Ltd | - | 726.75 | - | - | - | - | - | - | - | 726.75 |
| | Key Managerial Personnel | | | | | | | | | | |
| | Sri.B.Vijayakumar | - | - | - | - | - | 1,938.00 | - | - | - | 1,938.00 |
| | Relatives of Key Managerial Personnel | | | | | | | | | | |
| | Smt.Rajsri Vijayakumar | - | - | - | - | - | - | - | 1,453.50 | - | 1,453.50 |
| | **Total** | **10,408.26** | **10,383.90** | **3,101.36** | **2,876.28** | **4,829.29** | **5,057.91** | **1,414.81** | **3,508.57** | **19,753.72** | **21,826.66** |

b) Balance outstanding at the end of the year

| S. No. | Nature of transactions | Associates/Others | | Subsidiaries | | Key Managerial Personnel | | Relatives of key managerial personnel | | Total | |
|---|---|---|---|---|---|---|---|---|---|---|---|
| | | 2025-26 | 2024-25 | 2025-26 | 2024-25 | 2025-26 | 2024-25 | 2025-26 | 2024-25 | 2025-26 | 2024-25 |
| 1 | **Receivable balance** | **648.86** | **407.05** | **254.94** | - | - | - | - | - | **903.80** | **407.05** |
| | LGB Forge Limited | 582.53 | 334.14 | - | - | - | - | - | - | 582.53 | 334.14 |
| | Metal Forms (P) Limited | - | 10.00 | - | - | - | - | - | - | - | 10.00 |
| | G-Plast | 14.58 | - | - | - | - | - | - | - | 14.58 | - |
| | Super Speeds Private Limited | 50.02 | 56.06 | - | - | - | - | - | - | 50.02 | 56.06 |
| | Others | 1.73 | 6.85 | - | - | - | - | - | - | 1.73 | 6.85 |
| | LGB-MEXICO | - | - | 16.94 | - | - | - | - | - | 16.94 | - |
| | GFM LLC | - | - | 238.00 | - | - | - | - | - | 238.00 | - |



| S. No. | Nature of transactions | Associates/Others | | Subsidiaries | | Key Managerial Personnel | | Relatives of key managerial personnel | | Total | |
|---|---|---|---|---|---|---|---|---|---|---|---|
| | | 2025-26 | 2024-25 | 2025-26 | 2024-25 | 2025-26 | 2024-25 | 2025-26 | 2024-25 | 2025-26 | 2024-25 |
| 2 | **Payable balance** | **650.18** | **409.70** | **4.61** | **191.85** | - | - | - | - | **654.79** | **601.55** |
| | LGB Forge Limited | 512.82 | 235.75 | - | - | - | - | - | - | 512.82 | 235.75 |
| | Super Speeds Private Limited | - | 39.42 | - | - | - | - | - | - | - | 39.42 |
| | Super Transports Private Limited | 16.23 | 12.26 | - | - | - | - | - | - | 16.23 | 12.26 |
| | Arche Global Private Limited | 10.00 | 44.46 | - | - | - | - | - | - | 10.00 | 44.46 |
| | Lakshmi Printers | 34.96 | 31.44 | - | - | - | - | - | - | 34.96 | 31.44 |
| | Metal Forms (P) Limited | 37.77 | - | - | - | - | - | - | - | 37.77 | - |
| | Veena Coach Products | 12.06 | - | - | - | - | - | - | - | 12.06 | - |
| | G-Plast | 19.01 | - | - | - | - | - | - | - | 19.01 | - |
| | Others | 7.33 | 46.37 | - | - | - | - | - | - | 7.33 | 46.37 |
| | LGB Steel Private Limited | - | - | - | 191.85 | - | - | - | - | - | 191.85 |
| | GFM LLC | - | - | 4.61 | - | - | - | - | - | 4.61 | - |
| 4 | **Fixed Deposit balance** | **844.00** | **775.00** | - | - | **1,100.00** | **350.00** | **380.00** | **50.00** | **2,324.00** | **1,175.00** |
| | Super Speeds Private Limited | 275.00 | 700.00 | - | - | - | - | - | - | 275.00 | 700.00 |
| | L G Sports Limited | 102.00 | - | - | - | - | - | - | - | 102.00 | - |
| | LGB Auto Products (P) Limited | 220.00 | - | - | - | - | - | - | - | 220.00 | - |
| | Silent Chain (P) Limited | 132.00 | 75.00 | - | - | - | - | - | - | 132.00 | 75.00 |
| | L G Farm Products (P) Limited | 115.00 | - | - | - | - | - | - | - | 115.00 | -- |
| | Sri.B.Vijayakumar | - | - | - | - | 950.00 | 350.00 | - | - | 950.00 | 350.00 |
| | Sri.P. Prabakaran | - | - | - | - | 150.00 | - | - | - | 150.00 | - |
| | Smt.Rajsri Vijayakumar | - | - | - | - | - | - | 330.00 | - | 330.00 | - |
| | Minor.Samriddhi Andal | - | - | - | - | - | - | 25.00 | 25.00 | 25.00 | 25.00 |
| | Minor.Vidhur Narayanan | - | - | - | - | - | - | 25.00 | 25.00 | 25.00 | 25.00 |

## INDEPENDENT AUDITOR'S REPORT

### TO THE MEMBERS OF L.G.BALAKRISHNAN & BROS LIMITED

### Report on the Audit of the Consolidated Financial Statements:

### Opinion:

We have audited the consolidated financial statements of L.G.Balakrishnan & Bros Limited (hereinafter referred to as "the Holding Company") and its subsidiaries (the Holding Company and its subsidiaries together referred to as the "the Group") which comprise the consolidated Balance Sheet as at March 31, 2026 and the Consolidated Statement of Profit and Loss (Including Other Comprehensive Income), the consolidated statement of cash Flows, and the consolidated statement of changes in equity for the year then ended, and notes to the consolidated financial statements, including a summary of material accounting policies and other explanatory information (hereinafter referred to as "the consolidated financial statements").

In our opinion and to the best of our information and according to the explanations given to us and based on the consideration of reports of other auditors on financial statements and on the other financial information of the subsidiaries, the aforesaid consolidated financial statements give the information required by the Companies Act, 2013 (the "Act") in the manner so required and give a true and fair view in conformity with the Indian Accounting Standards prescribed under Section 133 of the Act read with the Companies (Indian Accounting Standards) Rules, 2015, as amended ("Ind AS") and other accounting principles generally accepted in India, of the consolidated state of affairs of the Group as at 31 March 2026, and their consolidated profit, consolidated total comprehensive income, their consolidated statement of changes in equity and consolidated cash flows for the year ended on that date.

### Basis for Opinion:

We conducted our audit in accordance with the Standards on Auditing (SAs) specified u/s 143(10) of the Companies Act, 2013. Our responsibilities under those standards are further described in the Auditor's responsibilities for the Audit of the Consolidated Financial Statements section of our report. We are Independent of the group in accordance with the Code of Ethics issued by the Institute of Chartered Accountants of India together with the ethical requirements that are relevant to our audit of the consolidated financial statements under the provisions of the Companies Act, 2013, and the Rules thereunder, and we have fulfilled our other ethical responsibilities in accordance with these requirements and ICAI's Code of Ethics.

We believe that the audit evidence we have obtained is sufficient and appropriate to provide a basis for our opinion on consolidated financial statements.

### Key audit matters

Key audit matters are those matters that, in our professional judgement, were of most significance in our audit of the consolidated financial statements of the current period. These matters were addressed in the context of our audit of the consolidated financial statements as a whole, and in forming our opinion thereon, and we do not provide a separate opinion on these matters.

We have determined the matters described below to be the key audit matters to be communicated in our audit report.

| S.No | Key Audit Matters | How our Audit addressed the key matter |
|---|---|---|
| 1 | Timing of Revenue recognition (as described in Significant Accounting Policy 3(a) and Note 20 of the Consolidated Ind AS financial statements): The Company recognizes revenue from sale of goods at a point in time based on the terms of the contract with customers which may vary case to case. Terms of sales arrangements with various customers within each of the operating segments, including Incoterms determine the timing of transfer of control and require judgment in determining timing of revenue recognition.<br><br>Due to the judgement relating to determination of point of time in satisfaction of performance obligations with respect to sale of products, this matter is considered as Key Audit Matter | Our audit procedures included:<br>• We understood the Company's revenue process, including design and implementation of controls and tested the operating effectiveness of the controls in relation to revenue recognition.<br>• We read and understood the Company's accounting policy for revenue recognition.<br>• On a sample basis, we tested contracts with customers, including Incoterms, purchase orders issued by customers, and sales invoices raised by the Company to determine the timing of transfer of control and the timing of revenue recognition in respect of such contracts.<br>We performed various analytical procedures to identify any unusual trends for further testing. |
| 2 | Evaluation of uncertain tax positions:<br><br>Due to the significant management judgment involved, we have considered this a key audit matter. | Our audit procedures included:<br>We obtained details of completed tax assessments and demands for the year ended March 31, 2026 from Management. We reviewed the Management's underlying assumptions in estimating the tax provision and the possible outcome of the disputes. We also considered legal precedence and other rulings in evaluating Management's position on these uncertain tax positions. Additionally, we considered the effect of new information in respect of uncertain tax positions as at April 1, 2026 to evaluate whether any change was required to Management's position on these uncertainties. |

### Information other than the consolidated financial statements and the auditor's report thereon:

The Holding Company's Board of directors is responsible for the preparation of other information. The other information comprises the information included in the Management Discussion and Analysis, Board's Report including annexures to Board's Report, Business Responsibility Report, Corporate Governance and Shareholder's information, but does not include the consolidated financial statements and our auditor's report thereon.

Our opinion on the consolidated financial statements does not cover the other information and we do not express any form of assurance conclusion thereon.

In connection with our audit of the consolidated financial statements, our responsibility is to read the other information and, in doing so, consider whether the other information is materially inconsistent with the consolidated financial statements or our knowledge obtained during the course of our audit or otherwise appears to be materially misstated.

If, based on the work we have performed, we conclude that there is a material misstatement of this other information, we are required to report the fact. We have nothing to report in this regard.

**Responsibilities of the Management and Those Charged with Governance for the Consolidated Financial Statements:**

The Holding Company's Board of Directors is responsible for the preparation and presentation of these consolidated financial statements in terms of the requirements of the Act that give a true and fair view of the consolidated financial position, consolidated financial performance (including other comprehensive income), consolidated cash flows and consolidated changes in equity of the Group in accordance with the Accounting principles generally accepted in India, including the Indian Accounting Standards (Ind AS) prescribed under Section 133 of the Act 2013, read with relevant rules issued there under. The respective Board of Directors of the Companies included in the group are responsible for maintenance of adequate accounting records in accordance with the provisions of the Act for safeguarding the assets of the Group and for preventing and detecting frauds and other irregularities; the selection and application of appropriate accounting policies; making judgments and estimates that are reasonable and prudent; and design, implementation and maintenance of adequate internal financial controls, that were operating effectively for ensuring the accuracy and completeness of the accounting records, relevant to the preparation and presentation of the Consolidated Ind AS Financial Statements that give a true and fair view and are free from material misstatement, whether due to fraud or error, which have been used for the purpose of preparation of the consolidated Ind AS Financial Statements by the Directors of the Holding Company, as aforesaid.

In preparing the consolidated financial statements, the respective Board of Directors of the companies included in the Group are responsible for assessing the ability of the Group to continue as a going concern, disclosing, as applicable, matters related to going concern and using the going concern basis of accounting unless the Board of Directors either intends to liquidate the Group or to cease operations, or has no realistic alternative but to do so.

The respective Board of Directors of the companies included in the Group are responsible for overseeing the financial reporting process of the Group.

**Auditor's Responsibility for the Audit of the Consolidated Financial Statements:**

Our objectives are to obtain reasonable assurance about whether the consolidated financial statements as a whole are free from material misstatement, whether due to fraud or error, and to issue an auditor's report that includes our opinion. Reasonable assurance is a high level of assurance, but is not a guarantee that an audit conducted in accordance with SAs will always detect a material misstatement when it exists. Misstatements can arise from fraud or error and are considered material if, individually or in the aggregate, they could reasonably be expected to influence the economic decisions of users taken on the basis of these consolidated financial statements.

As part of an audit in accordance with SAs, we exercise professional judgment and maintain professional skepticism throughout the audit. We also:

- Identify and assess the risks of material misstatement of the consolidated financial statements, whether due to fraud or error, design and perform audit procedures responsive to those risks and obtain audit evidence that is sufficient and appropriate to provide a basis for our opinion. The risk of not detecting a material misstatement resulting from fraud is higher than for one resulting from error, as fraud may involve collusion, forgery, intentional omissions, misrepresentations, or the override of internal control.
- Obtain an understanding of internal financial controls relevant to the audit in order to design audit procedures that are appropriate in the circumstances. Under Section 143(3)(i) of the Act, we are also responsible for expressing our opinion on whether the Company has adequate internal financial controls system with reference to consolidated financial statements in place and the operating effectiveness of such controls.
- Evaluate the appropriateness of accounting policies used and the reasonableness of accounting estimates and related disclosures made by the management.
- Conclude on the appropriateness of management's use of the going concern basis of accounting and, based on the audit evidence obtained, whether a material uncertainty exists related to events or conditions that may cast significant doubt on the ability of the group to continue as a going concern. If we conclude that material uncertainty exists, we are required to draw attention in our auditor's report to the related disclosures in the consolidated financial statements or, if such disclosures are inadequate, to modify our opinion. Our conclusions are based on the audit evidence obtained up to the date of our auditor's report. However, future events or conditions may cause the company to cease to continue as a going concern.
- Evaluate the overall presentation, structure and content of the consolidated Ind AS financial statements, including the disclosures, and whether the consolidated financial statements represent the underlying transactions and event in a manner that achieves fair presentation.
- Obtain sufficient appropriate audit evidence regarding the financial information of the entities or business activities within the Group to express an opinion on the consolidated financial statements. We are responsible for the direction, supervision and performance of the audit of the financial statements of such entities included in the consolidated financial statements of which we are the independent auditors. For the other entities included in the consolidated financial statements, which have been audited by other auditors, such other auditors remain responsible for the direction, supervision and performance of the audits carried out by them.

We believe that the audit evidence obtained by us along with the consideration of audit reports of the other auditors referred to in sub-paragraph (a) of the Other Matters paragraph below, is sufficient and appropriate to provide a basis for our audit opinion on the consolidated financial statements.

Materiality is the magnitude of misstatements in the Consolidated financial statements that, individually or in aggregate, makes it probable that the economic decisions of a reasonably knowledgeable user of the consolidated financial statements may be influenced. We consider quantitative materiality and qualitative factors in (i) planning the scope of our audit work and in evaluating the results of our work; and (ii) to evaluate the effect of any identified misstatements in the consolidated financial statements.

We communicate with those charged with governance of the Holding Company and such other entities included in the consolidated financial statements regarding, among other matters, the planned scope and timing of the audit and significant audit findings, including any significant deficiencies in internal control that we identify during our audit.

We also provide those charged with governance with a statement that we have complied with relevant ethical requirements regarding independence, and to communicate with them all relationships and other matters that may reasonably be thought to bear on our independence, and where applicable, related safeguards.

From the matters communicated with those charged with governance, we determine those matters that were of most significance in the audit of the consolidated financial statements of the current period and are therefore the key audit matters. We describe these matters in our auditors' report unless law or regulation precludes public disclosure about the matter or when, in extremely rare circumstances, we determine that a matter should not be communicated in our report because the adverse consequences of doing so would reasonably be expected to outweigh the public interest benefits of such communication.

**Other Matters**

We did not audit the financial statements of M/s. LGB Steel Private Limited (formerly known as M/s. RSAL Steel private Limited) (Indian Subsidiary), whose financial statements reflect assets of ₹ 12,720.85 lakhs as at March 31, 2026, total revenue of ₹ 20,727.94 lakhs and net cash inflows of ₹ 41.75 lakhs for the year ended 31st March 2026, as considered in the consolidated financial statements. These Financial Statements have been audited by other auditors whose report have been furnished to us by the management and our opinion on the consolidated financial statements, in so far as it relates to the amounts and disclosures included in respect of the subsidiary and our report in terms of sub-section (3) of Section 143 of the Act, in so far as it relates to the aforesaid subsidiary is based solely on the report of other auditors and the procedures performed by us as stated in the above paragraph.

We did not audit the financial statements/financial information of the foreign subsidiaries whose financial statements/financial information reflect total assets of ₹ 15,902.19 lakhs as at 31st December 2025, total revenue of ₹ 12,824.91 lakhs, net loss before tax of ₹ 19.85 lakhs and net cash inflows of ₹ 631.98 lakhs for the year ended on that date, as considered in the consolidated financial statements. These financial statements/ financial information is unaudited and have been furnished to us by the Management and our opinion on the consolidated financial statements, in so far as it relates to the amounts and disclosures included in the respect of these subsidiaries and our report in terms of Section 143(3) & Section 143(11) of the Act in so far as it relates to the aforesaid subsidiaries is solely based on such unaudited financial statements/financial information. In our opinion and according to the information and explanations given to us by the Management, this financial statements/ financial information are not material to the Group.

Our Opinion on the consolidated financial statements, and our report on Other Legal and Regulatory Requirements below, is not modified in respect of the above matters with respect to our reliance on the work done and the reports of the other auditor and the financial statements/financial information certified by the management.

**Report on Other Legal and Regulatory Requirements:**

1. As required by Section 143 (3) of the Act, based on our audit and on the consideration of report of the other auditor on separate financial statements and the other financial information of subsidiaries as noted in the Other Matter paragraph, we report, to the extent applicable that:

   a) We have sought and obtained all the information and explanations which to the best of our knowledge and belief were necessary for the purposes of our audit of the aforesaid Consolidated Financial Statements.

   b) In our opinion, proper books of account as required by law relating to preparation of the aforesaid consolidated financial statements have been kept so far as it appears from our examination of those books and the reports of the other auditors.

   c) The Consolidated Balance Sheet, the Consolidated Statement of Profit and Loss (including other comprehensive income), the Consolidated Statement of Cash Flows and the Consolidated Statement of Changes in Equity dealt with by this Report are in agreement with the relevant books of accounts.

   d) In our opinion, the aforesaid Consolidated Financial Statements comply with the Indian Accounting Standards (Ind AS) specified under Section 133 of the Act.

   e) On the basis of the written representations received from the Directors of the Holding Company as on March 31, 2026 taken on record by the Board of Directors of the Holding Company, none of the Directors of the Group are disqualified as on 31 March 2026 from being appointed as a Director in terms of Section 164 (2) of the Act.

   f) The modifications relating to the maintenance of accounts and other matters connected therewith are as stated in the paragraph 1(b) above on reporting under Section 143(3)(b) of the Act and paragraph 1(i)(vi) below on reporting under Rule 11(g) of the Companies (Audit and Auditors) Rules, 2014.

   g) With respect to the adequacy of the internal financial controls with reference to financial statements of the Holding Company incorporated in India and the operating effectiveness of such controls of the Holding Company incorporated in India, refer to our separate Report in **"Annexure A".**

   h) With respect to the other matters to be included in the Auditor's Report in accordance with the requirements of Section 197(16) of the Act, as amended:

   In our opinion and to the best of our information and according to the explanations given to us, the remuneration paid by the Company to its Directors during the year is in accordance with the provisions of Section 197 of the Act.

   i) With respect to the other matters to be included in the Auditor's Report in accordance with Rule 11 of the Companies (Audit and Auditor's) Rules, 2014, in our opinion and to the best of our information and according to the explanations given to us and based on the consideration of the report of the other auditors on consolidated financial statements as also the other financial information of the subsidiaries, as noted in the 'Other Matters' paragraph:

   i. The consolidated financial statements has disclosed the impact of pending litigations on the consolidated financial position of the Group – Refer Note No. 29 to the Consolidated Financial Statements.

   ii. The Group did not have any long-term contracts including derivative contracts for which there were any material foreseeable losses.

   iii. There has been no delay in transferring amounts, required to be transferred, to the Investor Education and Protection Fund by the Holding Company and its subsidiary Companies.

   iv.

   a. The Management has represented that, to the best of its knowledge and belief, no funds have been advanced or loaned or invested (either from borrowed funds or share premium or any other sources or kind of funds) by the Company to or in any other person or entity, including foreign entity ("Intermediaries"), with the understanding, whether recorded in writing or otherwise, that the Intermediary shall, whether, directly or indirectly lend or invest in other persons or entities identified in any manner whatsoever by or on behalf of the Company ("Ultimate Beneficiaries") or provide any guarantee, security or the like on behalf of the Ultimate Beneficiaries;

   b. The Management has represented, that, to the best of its knowledge and belief, no funds have been received by the Company from any person or entity, including foreign entity ("Funding Parties"), with the understanding, whether recorded in writing or otherwise, that the Holding Company shall, whether, directly or indirectly, lend or invest in other persons or entities identified in any manner whatsoever by or on behalf of the Funding Party ("Ultimate Beneficiaries") or provide any guarantee, security or the like on behalf of the Ultimate Beneficiaries;

   c. Based on the audit procedures that have been considered reasonable and appropriate in the circumstances, nothing has come to our notice that has caused us to believe that the representations under sub-clause (i) and (ii) of Rule 11(e), as provided under (a) and (b) above, contain any material misstatement.

   v.

   (a) The final dividend proposed in the previous year, declared and paid by the Company during the year is in accordance with Section 123 of the Act to the extent it applies to payment of dividend.

   (b) As stated in Note No. 10(iv)(b) to the financial statements, the Board of Directors of the Company have proposed final dividend for the year which is subject to the approval of the members at the ensuing Annual General Meeting. The dividend proposed is in accordance with Section 123 of the Act to the extent it applies to proposal of dividend.

   vi. Based on our examination, which included test checks, the Company has used accounting softwares for maintaining its books of account for the financial year ended March 31, 2026 which has a feature of recording audit trail (edit log) facility and the same has operated throughout the year for all relevant transactions recorded in the softwares. Further, during the course of our audit we did not come across any instance of the audit trail feature being tampered with and the audit trail has been preserved by the Company as per the statutory requirements for record retention.

2. With respect to the matters specified in paragraphs 3(xxi) and 4 of the Companies (Auditor's Report) Order, 2020 (the "Order"/ "CARO") issued by the Central Government in terms of Section 143(11) of the Act, to be included in the Auditor's report, according to the information and explanations given to us, and based on the Auditor's Reports on the financial statements of the Indian subsidiary as at and for the year ended March 31, 2026, included in the Consolidated Financial Statements of the Group, we have not reported any qualifications or adverse remarks.

For **SURI & CO.**
Chartered Accountants
Firm Registration No.: 004283S
**G Rengarajan**
Partner
Membership No.: 219922
UDIN: 26219922PBAESS9229

Place: Coimbatore
Date: 02.05.2026

**"Annexure - A"**

**Referred to in paragraph 1(g) on 'Report on Other Legal and Regulatory Requirements' of our report of even date on the consolidated financial statements of L.G Balakrishnan & Bros Limited**

**Report on the Internal Financial Controls over Financial Reporting under Clause (i) of Sub-section 3 of Section 143 of the Companies Act, 2013 ("the Act")**

In conjunction with our audit of the Consolidated Financial Statements of L.G. Balakrishnan & Bros Limited ("the Holding Company"), as of and for the year ended March 31, 2026, we have audited the internal financial controls over financial reporting with reference to financial statements of the Holding Company and its subsidiary companies incorporated in India as of that date.

**Management's & Board of Directors' Responsibility for the Internal Financial Controls:**

The respective Board of Directors of the Holding Company and its subsidiary companies incorporated in India, are responsible for establishing and maintaining internal financial controls based on the internal controls with reference to financial statements criteria established by the Holding Company and its subsidiary companies incorporated in India considering the essential components of internal controls stated in the Guidance Note on Audit of Internal Financial Controls Over Financial Reporting issued by the Institute of Chartered Accountants of India ( "the ICAI"). These responsibilities include the design, implementation and maintenance of adequate internal financial controls that were operating effectively for ensuring the orderly and efficient conduct of its business, including adherence to the respective company's policies, the safeguarding of its assets, the prevention and detection of frauds and errors, the accuracy and completeness of the accounting records, and the timely preparation of reliable financial information, as required under the Act.

**Auditors' Responsibility:**

Our responsibility is to express an opinion on the internal financial controls over financial reporting based on our audit of the Holding Company and its subsidiary companies incorporated in India. We conducted our audit in accordance with the Guidance Note on Audit of Internal Financial Controls Over Financial Reporting (the "Guidance Note") and the Standards on Auditing, issued by ICAI and deemed to be prescribed under Section 143(10) of the Companies Act, 2013, to the extent applicable to an audit of internal financial controls. Those Standards and the Guidance Note require that we comply with ethical requirements and plan and perform the audit to obtain reasonable assurance about whether adequate internal financial controls over financial reporting were established and maintained and if such controls operated effectively in all material respects.

Our audit involves performing procedures to obtain audit evidence about the adequacy of the internal financial controls system with reference to financial statements and their operating effectiveness. Our audit of internal financial controls over financial reporting included obtaining an understanding of internal financial controls over financial reporting, assessing the risk that a material weakness exists, and testing and evaluating the design and operating effectiveness of internal control based on the assessed risk. The procedures selected depend on the auditor's judgement, including the assessment of the risks of material misstatement of the Consolidated Ind AS Financial Statements, whether due to fraud or error.

We believe that the audit evidence we have obtained is sufficient and appropriate to provide a basis for our audit opinion on the Holding Company and its subsidiary companies incorporated in India, internal financial controls system over financial reporting.

**Meaning of Internal Financial Controls over Financial Reporting :**

A Company's internal financial control with reference to financial statements is a process designed to provide reasonable assurance regarding the reliability of financial reporting and the preparation of Financial Statements for external purposes in accordance with generally accepted accounting principles. A Company's internal financial control over financial reporting includes those policies and procedures that:-

1. Pertain to the maintenance of records that, in reasonable detail, accurately and fairly reflect the transactions and dispositions of the assets of the company;
2. Provide reasonable assurance that transactions are recorded as necessary to permit preparation of consolidated financial statements in accordance with generally accepted accounting principles, and that receipts and expenditures of the Company are being made only in accordance with authorisations of Management and directors of the Company; and
3. Provide reasonable assurance regarding prevention or timely detection of unauthorized acquisition, use, or disposition of the Company's assets that could have a material effect on the financial Statements.

**Inherent Limitations of Internal Financial controls over Financial Reporting:**

Because of the inherent limitations of internal financial controls with reference to financial statements, including the possibility of collusion or improper management override of controls, material misstatements due to error or fraud may occur and not be detected. Also, projections of any evaluation of the internal financial controls over financial reporting to future periods are subject to the risk that the internal financial control over financial reporting may become inadequate because of changes in conditions, or that the degree of compliance with the policies or procedures may deteriorate.

**Opinion:**

In our opinion, to the best of our information and according to the explanations given to us, the Holding Company incorporated in India, has in all material respects, an adequate internal financial controls system over financial reporting and such internal financial controls over financial reporting were operating effectively as at March 31, 2026, based on the internal control over financial reporting criteria established by the Holding Company, considering the essential components of internal control stated in the Guidance Note on Audit of Internal Financial Controls Over Financial Reporting issued by the Institute of Chartered Accountants of India.

For **SURI & CO.**
Chartered Accountants
Firm Registration No.: 004283S
**G Rengarajan**
Partner
Membership No.: 219922
UDIN: 26219922PBAESS9229

Place: Coimbatore
Date: 02.05.2026

## CONSOLIDATED BALANCE SHEET AS AT 31.03.2026

₹ in Lakhs

| Particulars | Note No. | As at 31.03.2026 | As at 31.03.2025 |
|---|---|---|---|
| **A ASSETS** | | | |
| **1 Non-current assets** | | | |
| (a) Property, Plant and Equipments | 1 | **99,350.69** | 74,020.34 |
| (b) Capital work-in-progress | 1 | **2,997.45** | 2,241.26 |
| (c) Investment Property | 1 | **45.35** | 46.85 |
| (d) Goodwill on consolidation | | **2,750.30** | 2,661.04 |
| (e) Right of use Asset | 1 | **7,501.94** | 4,386.37 |
| (f) Other Intangible Assets | 1 | **194.54** | 106.29 |
| (g) Financial Assets | | | |
| (i) Investments | 2 | **14,018.76** | 15,278.36 |
| (ii) Other financial assets | 3 | **40,952.01** | 29,136.34 |
| (h) Other non-current assets | 4 | **3,755.27** | 3,547.28 |
| **Total Non-Current Assets** | | **1,71,566.31** | 1,31,424.13 |
| **2 Current assets** | | | |
| (a) Inventories | 5 | **51,431.85** | 43,218.42 |
| (b) Financial assets | | | |
| (i) Trade receivables | 6 | **40,480.47** | 34,128.71 |
| (ii) Cash and cash equivalents | 7A | **2,148.02** | 1,259.21 |
| (iii) Bank balance other than (ii) above | 7B | **24,289.32** | 40,949.30 |
| (iv) Other financial assets | 8 | **5,147.72** | 4,148.91 |
| (c) Current tax Asset | | **198.48** | 461.15 |
| (d) Other current assets | 9 | **4,224.54** | 3,398.82 |
| **Total Current Assets** | | **1,27,920.40** | 1,27,564.52 |
| **3 Asset held for Sale** | 1 | **-** | - |
| **Total Assets** | | **2,99,486.71** | 2,58,988.65 |
| **B EQUITY AND LIABILITIES** | | | |
| **1 Equity** | | | |
| (a) Equity Share capital | 10 | **3,189.24** | 3,189.24 |
| (b) Other Equity | 11 | **2,12,181.00** | 1,87,259.66 |
| Equity Attributable to Owners of the Company | | **2,15,370.24** | 1,90,448.90 |
| Non-controlling interest | | **253.45** | 254.65 |
| Total | | **2,15,623.69** | 1,90,703.55 |





## CONSOLIDATED BALANCE SHEET AS AT 31.03.2026

₹ in Lakhs

| Particulars | Note No. | As at 31.03.2026 | As at 31.03.2025 |
|---|---|---|---|
| **2 Liabilities** | | | |
| Non-current liabilities | | | |
| (a) Financial Liabilities | | | |
| (i) Borrowings | 12 | **5,549.48** | 5,053.11 |
| (ia) Lease liabilities | | **4,156.89** | 1,163.10 |
| (b) Provisions | 13 | **1,704.53** | 1,614.48 |
| (c) Deferred tax liabilities (net) | | **476.91** | 1,094.67 |
| **Total Non-Current Liabilities** | | **11,887.81** | 8,925.36 |
| **3 Current liabilities** | | | |
| (a) Financial Liabilities | | | |
| (i) Borrowings | 14 | **12,928.68** | 8,983.31 |
| (ia) Lease liabilities | | **477.80** | 521.16 |
| (ii) Trade payables | | | |
| - total outstanding dues of micro & small enterprises | **15** | **4,026.93** | 2,977.81 |
| - total outstanding dues other than micro & small enterprises | **15** | **30,742.44** | 25,590.94 |
| (iii) Other financial liabilities | 16 | **18,086.09** | 15,684.49 |
| (b) Other current liabilities | 17 | **5,005.87** | 5,538.36 |
| (c) Provision | 18 | **91.07** | 63.67 |
| (d) Current tax Liabilities | | **616.33** | - |
| **Total Current Liabilities** | | **71,975.21** | 59,359.74 |
| **Total Equities and Liabilities** | | **2,99,486.71** | 2,58,988.65 |

See accompanying notes forming part of the Financial Statements

As per our report of even date attached
For **SURI & CO.**
Chartered Accountants
Firm Registration No.: 004283S
**G.RENGARAJAN**
Partner
Membership No.219922

Place : Coimbatore
Date : 02.05.2026

**For and on behalf of the Board of Directors**

**B. VIJAYAKUMAR**
Executive Chairman
DIN: 00015583

**N. RENGARAJ**
Chief Financial Officer

**P. PRABAKARAN**
Managing Director
DIN : 01709564

**M. LAKSHMI KANTH JOSHI**
Senior General Manager (Legal) and
Company Secretary
ACS NO. A14273

## CONSOLIDATED STATEMENT OF PROFIT AND LOSS FOR THE YEAR ENDED 31 MARCH, 2026

₹ in Lakhs

| Particulars | Note No. | For the year ended 31.03.2026 | For the year ended 31.03.2025 |
|---|---|---|---|
| **Revenue** | | | |
| 1 Revenue from Operations | 19 | **3,07,562.62** | 2,57,828.74 |
| 2 Other Income | 20 | **6,841.15** | 5,522.79 |
| 3 Total Income (1 + 2) | | **3,14,403.77** | 2,63,351.53 |
| 4 Expenses: | | | |
| (a) Cost of materials consumed | 21 a | **1,40,102.45** | 1,15,485.09 |
| (b) Changes in inventories of finished goods, work-in progress and stock-in-trade | 21 b | **(5,924.56)** | (2,596.02) |
| (c) Employee benefits expense | 22 | **52,229.75** | 42,671.49 |
| (d) Finance costs | 23 | **1,514.21** | 1,017.97 |
| (e) Depreciation and amortisation expense | | **11,527.07** | 9,152.84 |
| (f) Other expenses | 24 | **72,775.27** | 60,783.71 |
| Total Expenses | | **2,72,224.19** | 2,26,515.08 |
| 5 Profit/(Loss) before exceptional items and tax (3-4) | | **42,179.58** | 36,836.45 |
| 6 Exceptional items | | **260.24** | 2,302.67 |
| 7 Profit/(Loss) before tax (5+6) | | **42,439.82** | 39,139.12 |
| 8 Tax expense / (benefit): | | | |
| (a) Current tax / MAT tax expense | 25 | **10,719.98** | 9,632.07 |
| (b) Current-tax expense relating to prior years | | **444.23** | - |
| (c) Deferred tax | 26 | **(598.68)** | (702.02) |
| Net tax expense | | **10,565.53** | 8,930.05 |
| 9 Profit/(Loss) for the period (7 - 8) | | **31,874.29** | 30,209.07 |
| 10 Share in Profit of associate | | **-** | - |
| 11 Profit/(Loss) after tax before share of profit of associate | | **31,874.29** | 30,209.07 |
| 12 Net profit attributable to: | | | |
| Owners | | **31,875.49** | 30,210.50 |
| Non Controllling interest | | **(1.20)** | (1.43) |
| 13 Other Comprehensive Income (Net of taxes) | | | |
| (A) (i) Items that will not be reclassified to Profit or Loss Account | | | |
| (1) Re-measurement of defined benefit plans | | **719.09** | (339.72) |
| (2) Equity instruments through Other Comprehensive Income | | **(1,419.16)** | (2,946.57) |
| (ii) Income-tax relating to Items that will not be reclassified to Profit and Loss Account | | **19.11** | 151.74 |
| (B) Items that will be reclassified to Profit or Loss Account | | **105.27** | 60.51 |
| 14 Total Comprehensive income for the period | | **27,135.03** | 31,008.36 |
| Total Comprehensive income attributable to: | | | |
| Owners | | **31,299.80** | 27,136.45 |
| Non Controlling interest | | **(1.20)** | (1.43) |
| 15 Earnings per share (Face value of ₹ 10/- each) | | | |
| (a) Basic | | **99.95** | 95.44 |
| (b) Diluted | | **99.95** | 95.44 |

See accompanying notes forming part of the Financial Statements

As per our report of even date attached
For **SURI & CO.**
Chartered Accountants
Firm Registration No.: 004283S

**G.RENGARAJAN**
Partner
Membership No.219922

Place : Coimbatore
Date : 02.05.2026

**For and on behalf of the Board of Directors**

**B. VIJAYAKUMAR**
Executive Chairman
DIN: 00015583

**N. RENGARAJ**
Chief Financial Officer

**P. PRABAKARAN**
Managing Director
DIN : 01709564

**M. LAKSHMI KANTH JOSHI**
Senior General Manager
(Legal) and Company
Secretary ACS NO. A14273



## STATEMENT OF CONSOLIDATED CASH FLOWS FOR THE YEAR ENDED 31.03.2026

₹ in Lakhs

| Particulars | For the year ended 31 March, 2026 | | For the year ended 31 March, 2025 | |
|---|---|---|---|---|
| **A Cash flow from operating activities** | | | | |
| **Net Profit before Tax** | | **42,439.82** | | 39,139.12 |
| Adjustments for: | | | | |
| Depreciation | **11,527.07** | | 9,152.84 | |
| Provision for Doubtful Debts | **(6.10)** | | (40.70) | |
| Profit/Loss on sale of assets | **(50.07)** | | (1,058.86) | |
| Assets condemned/Written off | **16.32** | | 61.84 | |
| Interest and Finance Charges | **1,514.21** | | 1,017.97 | |
| Interest Income | **(5,122.34)** | | (4,839.56) | |
| Dividend Income | **(55.23)** | | (50.14) | |
| Net unrealised exchange differences | **(427.46)** | | (109.60) | |
| | | **7,396.40** | | 4,133.79 |
| Operating profit before working capital changes | | **49,836.22** | | **43,272.91** |
| **Changes in Working Capital** | | | | |
| Provisions - Non Current | **90.05** | | 81.97 | |
| Other Financial Assets - Non Current | **(95.67)** | | (93.89) | |
| Other Non Current Assets | **(207.99)** | | (1,473.70) | |
| Inventories | **(8,213.43)** | | (4,304.08) | |
| Trade Receivables | **(6,023.18)** | | (1,920.28) | |
| Other Financial Assets - Current | **(1.53)** | | 51.91 | |
| Other Current Assets | **(106.63)** | | (404.28) | |
| Trade Payables | **6,321.57** | | 2,764.54 | |
| Other financial liabilities | **2,361.49** | | 240.47 | |
| Current Liabilities | **(532.49)** | | 551.20 | |
| Provisions - Current | **27.40** | **(6,380.41)** | 13.34 | (4,492.80) |
| Cash generated from operations | | **43,455.81** | | 38,780.11 |
| Income tax paid, net of refunds received | | **(10,285.20)** | | (9,944.38) |
| **Net Cash generated from operating activities (A)** | | **33,170.61** | | 28,835.73 |
| **B Cash flow from Investing activities** | | | | |
| Capital expenditure | **(37,125.65)** | | (30,019.01) | |
| Investment in Others | **(169.20)** | | (600.00) | |
| Proceeds from sale of investments | **9.66** | | | |
| Proceeds from sale of fixed assets | **145.49** | | 1,073.12 | |
| Bank Balances not considered as cash and cash equivalents | **4,939.98** | | (4,858.82) | |
| Dividend income | **55.23** | | 50.14 | |
| Interest Income | **4,125.07** | | 3,299.72 | |
| **Net cash used in Investing activities (B)** | | **(28,019.42)** | | **(31,054.85)** |

## STATEMENT OF CONSOLIDATED CASH FLOWS FOR THE YEAR ENDED 31.03.2026

₹ in Lakhs

| Particulars | For the year ended 31 March, 2026 | | For the year ended 31 March, 2025 | |
|---|---|---|---|---|
| **C Cash flow from financing activities** | | | | |
| Interest and Finance Charges | **(1,353.87)** | | (887.90) | |
| Dividend Paid | **(6,338.37)** | | (5,596.81) | |
| Proceeds from Share warrant | **-** | | 4,845.00 | |
| Lease payments | **(1,011.90)** | | (673.62) | |
| Borrowings - Current and Non-current (Net) | **4,441.75** | | 4,087.78 | |
| **Net cash used in financing activities (C)** | | **(4,262.39)** | | **1,774.45** |
| **Net (decrease)/increase in cash and cash equivalents (A) + (B) + (C)** | | **888.80** | | (444.67) |
| **Cash and Cash Equivalents at the beginning of the year** | | **1,259.21** | | **1,703.88** |
| **Cash and Cash Equivalents at the end of the year** | | **2,148.01** | | **1,259.21** |

See accomanying notes forming part of the Financial Statements

As per our report of even date attached
For **SURI & CO.**
Chartered Accountants
Firm Registration No.: 004283S
**G.RENGARAJAN**
Partner
Membership No.219922

Place : Coimbatore
Date : 02.05.2026

For and on behalf of the Board of Directors

**B. VIJAYAKUMAR**
Executive Chairman
DIN: 00015583

**N. RENGARAJ**
Chief Financial Officer

**P. PRABAKARAN**
Managing Director
DIN : 01709564

**M. LAKSHMI KANTH JOSHI**
Senior General Manager
(Legal) and
Company Secretary
ACS NO. A14273

## STATEMENT OF CHANGES IN EQUITY

### A. Equity Share Capital

(₹ in Lakhs)

| | As at 31 March,2026 | As at 31 March,2025 |
|---|---|---|
| Balance as at the beginning of the year | 3,189.24 | 3,139.24 |
| Changes in equity share capital due to prior period errors | - | - |
| Restated balance at the beginning of the year | 3,189.24 | 3,139.24 |
| Changes in equity share capital during the year | - | 50.00 |
| Balance as at end of the year | 3,189.24 | 3,189.24 |

### B. Other Equity

(₹ in Lakhs)

For the Year ended 31 March, 2026

| Particulars | Reserves & Surplus | | | | Other Comprehensive Income | | Money received against Share Warrants* | Total |
|---|---|---|---|---|---|---|---|---|
| | Securities Premium Reserve | General Reserve | Foreign Currency Translation Reserve | Retained Earnings | Equity Instruments at Fair Value through OCI | Re-measurement of defined Employee Benefit Plans | | |
| **Balance as at 01.04.2025** | **7,940.99** | **1,50,000.00** | **(110.03)** | **19,687.38** | **9,741.32** | **-** | **-** | **1,87,259.66** |
| Changes in accounting policies and prior period errors | - | - | - | - | - | - | - | - |
| Restated Balance as at 01.04.2025 | 7,940.99 | 1,50,000.00 | (110.03) | 19,687.38 | 9,741.32 | - | - | 1,87,259.66 |
| Profit for the year | - | - | - | 31,875.49 | - | - | - | 31,875.49 |
| **Other Comprehensive Income / (losses)** | **-** | **-** | **-** | **-** | **(1,214.82)** | **533.88** | | **(680.94)** |
| Dividends | - | - | - | (6,378.48) | - | | | (6,378.48) |
| Money received against Share Warrants | - | - | - | - | - | | 4,795.00 | 4,795.00 |
| Amount transferred to Share Capital and Share Premium | - | - | - | - | - | - | (4,795.00) | (4,795.00) |
| Additions during the year | - | - | 105.27 | - | - | - | - | 105.27 |
| Transfer to Reserves | - | 25,000.00 | - | (24,466.12) | - | (533.88) | - | - |
| **Balance as at 31.03.2026** | **7,940.99** | **1,75,000.00** | **(4.76)** | **20,718.27** | **8,526.50** | **-** | **-** | **2,12,181.00** |

## NOTES TO THE CONSOLIDATED FINANCIAL STATEMENTS FOR THE YEAR ENDED MARCH 31, 2026

### For the Year ended 31 March, 2025

(₹ in Lakhs)

| Particulars | Reserves & Surplus | | | | Other Comprehensive Income | | Money received against Share Warrants* | Total |
|---|---|---|---|---|---|---|---|---|
| | Securities Premium Reserve | General Reserve | Foreign Currency Translation Reserve | Retained Earnings | Equity Instruments at Fair Value through OCI | Re-measurement of defined Employee Benefit Plans | | |
| **Balance as at 01.04.2024** | **1,530.99** | **1,30,000.00** | **(170.54)** | **15,383.97** | **12,619.42** | **-** | **1,615.00** | **1,60,978.84** |
| Changes in accounting policies and prior period errors | - | - | - | - | - | - | - | - |
| Restated Balance as at 01.04.2024 | 1,530.99 | 1,30,000.00 | (170.54) | 15,383.97 | 12,619.42 | - | 1,615.00 | 1,60,978.84 |
| Profit for the year | - | - | - | 30,210.50 | - | - | - | 30,210.50 |
| **Other Comprehensive Income / (losses)** | **-** | **-** | - | **-** | **(2,878.10)** | **(256.45)** | **-** | **(3,134.55)** |
| Dividends | - | - | - | (5,650.63) | - | - | - | (5,650.63) |
| Money received against Share Warrants | 6,410.00 | - | - | - | - | - | 4,795.00 | 11,205.00 |
| Amount transferred to Share Capital and Share Premium | - | - | - | - | - | - | (6,410.00) | -6,410.00 |
| Additions during the year | - | - | 60.51 | - | - | - | - | 60.51 |
| **Transfer to Reserves** | **-** | **20,000.00** | **-** | **(20,256.45)** | **-** | 256.45 | **-** | **-** |
| **Balance as at 31.03.2025** | **7,940.99** | **1,50,000.00** | **(110.03)** | **19,687.39** | **9,741.32** | - | **-** | **1,87,259.67** |

See accompanying notes forming part of the Financial Statements

As per our report of even date attached
For **SURI & CO.**
Chartered Accountants
Firm Registration No.: 004283S
**G.RENGARAJAN**
Partner
Membership No.219922

Place : Coimbatore
Date : 02.05.2026

**For and on behalf of the Board of Directors**

**B. VIJAYAKUMAR**
Executive Chairman
DIN: 00015583

**P. PRABAKARAN**
Managing Director
DIN : 01709564

**N. RENGARAJ**
Chief Financial Officer

**M. LAKSHMI KANTH JOSHI**
Senior General Manager
(Legal) and
Company Secretary
ACS NO. A14273



## A Corporate Information

"L.G.Balakrishnan & Bros Limited (CIN - L29191TZ1956PLC000257) was formed in 1937 as a transport Company and has evolved today as a major manufacturer of chains, sprockets and metal formed parts for automotive applications. Its business segments include transmission and metal forming. Its transmission products include chains, sprockets, tensioners, belts and brake shoe. It also offers metal forming products consisting of fine blanking for precision sheet metal parts, machined components and wire drawing products for internal use as well as for other chain manufacturing plants, spring steel suppliers and umbrella manufacturers

The Company's products are marketed under the "Rolon" brand. LGB has manufacturing units spread across Tamil Nadu, Pondicherry, Maharashtra, Uttarakhand, Karnataka, Haryana and Rajasthan. L.G. Balakrishnan & Bros Limited along with its subsidiaries is hereinafter referred to as ""the Group"". The group is engaged in manufacture of chains, sprockets and metal formed parts for automotive applications."

## B Basis of preparation of Financial Statements

### Statement of Compliance

The consolidated financial statements have been prepared in accordance with Indian Accounting Standards (Ind AS) notified under Section 133 of the Companies Act, 2013 (the Act) [Companies (Indian Accounting Standards) Rules, 2015] as amended from time to time and guidelines issued by Securities and Exchange Board of India (SEBI) to the extent applicable. The Company's equity shares are listed on Bombay Stock Exchange Limited (BSE) and National Stock Exchange of India (NSE). The consolidated financial statements were approved for issue by the Company's Board of Directors on 02 May 2026.

### Basis of preparation and presentation

The Financial Statements have been prepared on the historical cost convention on accrual basis except for certain financial instruments which are measured at fair value at the end of each reporting period, as explained in the accounting policies mentioned below. Historical cost is generally based on the fair value of the consideration given in exchange of goods or services. All assets and liabilities have been classified as current or non-current according to the group's operating cycle and other criteria set out in the Act. Based on the nature of products and the time between the acquisition of assets for processing and their realisation in cash and cash equivalents, the group has ascertained its operating cycle as twelve months for the purpose of current or non-current classification of assets and liabilities.

Current and Non-Current Classification

The group presents assets and liabilities in the Balance Sheet based on Current/ Noncurrent classification

(a) An asset is treated as Current when it is -

- Expected to be realised or intended to be sold or consumed in normal operating cycle;
- Held primarily for the purpose of trading;
- Expected to be realised within twelve months after the reporting period, or
- Cash or cash equivalent unless restricted from being exchanged or used to settle a liability for at least twelve months after the reporting period.

All other assets are classified as non-current.

(b) A liability is current when:

- It is expected to be settled in normal operating cycle;
- It is held primarily for the purpose of trading;
- It is due to be settled within twelve months after the reporting period, or
- There is no unconditional right to defer the settlement of the liability for at least twelve months after the reporting period.



NOTES TO THE CONSOLIDATED FINANCIAL STATEMENTS FOR THE YEAR ENDED MARCH 31, 2026

The group classifies all other liabilities as non-current

Deferred tax assets and liabilities are classified as non-current assets and liabilities.

There were no significant events that occurred after the Balance Sheet date apart from the ones mentioned in "Material Changes and commitments affecting the financial position between the end of the fiscal and date of the report' in the Board's report.

### Use of estimates & judgements

The preparation of financial statements in conformity with Ind AS requires management to make judgements, estimates and assumptions that affect the application of accounting policies and the reported amount of assets, liabilities, income, expenses and disclosures of contingent assets and liabilities at the date of these financial statements and the reported amount of revenues and expenses for the years presented. Actual results may differ from the estimates. Estimates and underlying assumptions are reviewed at each balance sheet date. Revisions to accounting estimates are recognised prospectively in the period in which the estimates are revised and future periods affected. In particular, information about significant areas of estimation uncertainty and critical judgements in applying accounting policies that have the most significant effect on the amounts recognised in the financial statements includes:

### Current tax

Calculations of income taxes for the current period are done based on applicable tax laws and management's judgement by evaluating positions taken in tax returns and interpretations of relevant provisions of law.

### Fair value

When the fair values of financial assets and financial liabilities recorded in the Balance Sheet cannot be measured based on quoted prices in active markets, their fair value is measured using valuation techniques including the DCF model. The inputs to these models are taken from observable markets where possible, but where this is not feasible, a degree of judgement is required in establishing fair values. Judgements include considerations of inputs such as liquidity risk, credit risk and volatility. Changes in assumptions about these factors could affect the reported fair value of financial instruments. These estimates may vary from the actual prices that would be achieved in an arm's length transaction at the reporting date.

### Impairment of Trade Receivables

The impairment for trade receivables are done based on assumptions about risk of default and expected loss rates. The assumptions, selection of inputs for calculation of impairment are based on management judgement considering the past history, market conditions and forward looking estimates at the end of each reporting date.

### Impairment of Non-financial assets (PPE/ Intangible Assets/ Investment Properties)

The impairment of non-financial assets is determined based on estimation of recoverable amount of such assets. The assumptions used in computing the recoverable amount are based on management judgement considering the timing of future cash flows, discount rates and the risks specific to the asset.

### Defined Benefit Plans and Other long term employee benefits

The cost of the defined benefit plan and other long term employee benefits, and the present value of such obligation are determined by the independent actuarial valuer. An actuarial valuation involves making various assumptions that may differ from actual developments in future. Management believes that the assumptions used by the actuary in determination of the discount rate, future salary increases, mortality rates and attrition rates are reasonable. Due to the complexities involved

in the valuation and its long term nature, this obligation is highly sensitive to changes in these assumptions. All assumptions are reviewed at each reporting date.

### Provisions and contingencies

The recognition and measurement of other provisions are based on the assessment of the probability of an outflow of resources, and on past experience and circumstances known at the reporting date. The actual outflow of resources at a future date may therefore vary from the figure estimated at end of each reporting period.

### Functional and presentation currency

These financial statements are presented in Indian Rupees (INR), which is the Company's functional currency. All financial information presented in INR has been rounded to the nearest Lakhs (up to two decimals).

### Principles of consolidation:

The consolidated financial statements of the group have been prepared on the following basis:

(i) The financial statements of the subsidiary companies used in the consolidation are drawn up to the same reporting date as that of the Company i.e., 31 March, 2026, except for certain subsidiary companies as mentioned in (vi) below for which financial statements as on reporting date are not available. These have been consolidated based on latest available financial statements. . Necessary adjustments have been made, for the effects of significant transactions and other events between the reporting dates of the such financial statements and these consolidated financial statements.

(ii) The financial statements of the group have been combined on a line-by-line basis by adding together like items of assets, liabilities, income and expenses. The intra-group balances and intra-group transactions and resultant unrealized profits or losses, unless cost cannot be recovered have been fully eliminated.

(iii) The excess of cost to the Group of its investments in the subsidiary companies over its share of equity of the subsidiary companies, at the dates on which the investments in the subsidiary companies were made, is recognised as 'Goodwill' being an asset in the consolidated financial statements and is tested for impairment on annual basis. On the other hand, where the share of equity in the subsidiary companies as on the date of investment is in excess of cost of investments of the Group, it is recognised as 'Capital Reserve' and shown under the head 'Reserves & Surplus', in the consolidated financial statements. The 'Goodwill' / 'Capital Reserve' is determined separately for each subsidiary company and such amounts are not set off between different entities.

(iv) In case of the foreign subsidiary, being non-integral operations, revenue items are consolidated at the average rate prevailing during the year. All the assets and liabilities are converted at the rate of prevailing at the year end. Any exchange difference arising on consolidation is recognized in the exchange fluctuation reserve.

(v) Minority interest in the net assets of the consolidated subsidiaries consist of the amount of equity attributable to the minority shareholders at the date on which investments in the subsidiary companies were made and further movements in their share in the equity, subsequent to the dates of investments. Net profit/loss for the year of the subsidiaries attributable to minority interest is identified and adjusted against the profit after tax of the Group in order to arrive at the income attributable to the shareholders of the Company.





(vi) The following subsidiary companies have been considered in the preparation of consolidated financial statements:

| Sl. No. | Name of Subsidiary Company | Relationship | Country of Incorporation | Ownership held by | Reporting date of the Financial Statements used in consolidation | % of holding directly or indirectly through subsidiary as at | |
|---|---|---|---|---|---|---|---|
| | | | | | | 31.03.2026 | 31.03.2025 |
| 1 | LGB- USA INC | Subsidiary | USA | L.G.Balakrishnan & Bros Ltd | 31.12.2025 | 96.64% | 96.00% |
| 2 | LGB Mexico | Subsidiary | Mexico | LGB-USA, INC | 31.12.2025 | 100.00% | - |
| 3 | GFM Acquisition LLC (Formerly known as GFM Corporation) | Subsidiary | USA | LGB-USA, INC | 31.12.2025 | 98.47% | 98.47% |
| 4 | GFM LLC | Subsidiary | USA | GFM Acquisition LLC | 31.12.2025 | 100.00% | 100.00% |
| 5 | LGB Steel Private Limited (Formerly known as RSAL Steel Private Limited | Subsidiary | INDIAN | L.G.Balakrishnan & Bros Ltd | 31.03.2026 | 100.00% | 100.00% |

## C Material Accounting Policies

### Sale of goods

Revenue from sale of goods is recognised when the control of goods is transferred to the buyer as per the terms of the contract, in an amount that reflects the consideration the group expects to be entitled to in exchange for those goods. Generally, control is transferred upon shipment of goods to the customer or when the goods is made available to the customer, provided transfer of title to the customer occurs and the group has not retained any significant risks of ownership or future obligations with respect to the goods shipped based on the INCO terms.

### Contract Liability/Asset

A contract liability is the obligation to transfer goods or services to a customer for which the Company has received consideration (or an amount of consideration is due) from the customer. Contract liabilities are recognised as revenue when the Company performs under the contract. The same is disclosed under Other Current Liabilities.

### Income from Service

Income from sale of services is recognised when the services are rendered as per the terms of the agreement and when no significant uncertainty as to its determination or realisation exists.

### Interest Income

Interest income is recognised on time proportion basis taking into account the amount outstanding and rate applicable. For all financial assets measured at amortised cost, interest income is recorded using the effective interest rate (EIR) i.e. the rate that exactly discounts estimated future cash receipts through the expected life of the financial asset to the net carrying amount of the financial assets. The future cash flows include all other transaction costs paid or received, premiums or discounts if any, etc.

### Dividend income

Dividend income is recognized when the company's right to receive dividend is established on the reporting date, which is generally when shareholders approve the dividend.

**Rental income**

Rental income from operating lease on investment properties is recognised on a straight line basis over the term of the relevant lease, if the escalation is not a compensation for increase in cost inflation index.

**RODTEP and other export incentives**

The products of the company are eligible for various export incentives from the Government of India. Such incentives are recognised as other operating revenue when there is a reasonable assurance that the company will comply with all the necessary conditions attached to that.

**b) Property, plant and equipment and capital work in progress**

Property, plant and equipment and capital work in progress are stated at cost, net of accumulated depreciation and accumulated impairment losses, if any. The actual cost capitalised includes material cost, freight, installation cost, duties and taxes, eligible borrowing costs and other incidental expenses incurred during the construction / installation stage. Such cost includes the cost of replacing part of the plant and equipment and borrowing costs of a qualifying asset, if the recognition criteria are met.

Advances paid towards the acquisition of tangible assets outstanding at each balance sheet date, are disclosed as capital advances under other non-current assets and the cost of the tangible assets not ready for their intended use before such date, are disclosed as capital work in progress.

All material/ significant components have been identified and have been accounted separately. The useful life of such component are analysed independently and wherever components are having different useful life other than plant, the useful life of components are considered for calculation of depreciation.

An item of property, plant and equipment and any significant part initially recognised is derecognised upon disposal or when no future economic benefits are expected from its use or disposal. Any gain or loss arising on de-recognition of the asset (calculated as the difference between the net disposal proceeds and the carrying amount of the asset) is included in the income statement when the asset is derecognised.

**c) Depreciation on property, plant and equipment**

Depreciation is the systematic allocation of the depreciable amount of an asset over its useful life. The depreciable amount for assets is the cost of an asset, or other amount substituted for cost, less 5% being its residual value. The assets' residual values and useful lives are reviewed and adjusted if appropriate, at the end of each reporting period.

Depreciation is provided on written down value method on buildings, furniture and fixtures, computers and on straight line method on all other assets over the useful lives specified in Schedule II to the Companies Act, 2013 except for the following items, where useful life is estimated on technical assessment, past trends and differ from those provided in Schedule II of the Companies Act, 2013.

| Assets Category | Estimated useful life (in years) |
|---|---|
| Tools and dies | 5 |
| Leasehold land | Over the effective term of Lease |
| Windmill | 25 |

Depreciation for PPE on additions is calculated on pro-rata basis from the date of such additions. For deletion/ disposals, the depreciation is calculated on pro-rata basis up to the date on which such assets have been discarded/ sold. Additions to





fixed assets, costing `5000 each or less are fully depreciated retaining its residual value.

**d) Intangible assets**

"Intangible assets acquired separately are measured on initial recognition at cost. The cost of a separately acquired intangible asset comprises (a) its purchase price, including import duties and non-refundable purchase taxes, after deducting trade discounts and rebates; and (b) any directly attributable cost of preparing the asset for its intended use.

Following initial recognition, intangible assets are carried at cost less any accumulated amortisation and accumulated impairment losses.

The useful lives of intangible assets are assessed as either finite or indefinite. Intangible assets with finite lives are amortised over the useful economic life and assessed for impairment whenever there is an indication that the intangible asset may be impaired. The amortisation period and the amortisation method for an intangible asset with a finite useful life are reviewed at least at the end of each reporting period.

Intangible assets with indefinite useful lives are not amortised, but are tested for impairment annually. The assessment of indefinite life is reviewed annually to determine whether the indefinite life continues to be supportable. If not, the change in useful life from indefinite to finite is made on a prospective basis.

**e) Investment property**

Investment properties are properties held to earn rentals and/or for capital appreciation (including property under construction for such purposes)

Investment properties are measured initially at cost, including transaction costs. Subsequent to initial recognition, investment properties are measured in accordance with Ind AS 40 - Investment Property requirements for cost model.

group depreciates investment property as per the useful life prescribed in Schedule II of the Companies Act, 2013.

Though the group measures investment property using the cost-based measurement, the fair value of investment property is disclosed in the notes. Fair values are determined based on an annual evaluation applying a valuation model.

**f) Inventories**

Inventories are valued at lower of cost and net realizable value. Cost includes all direct costs and applicable production overheads, to bring the goods to the present location and condition.

i) Costs of raw materials, packing materials, tools and dies and Store & Spare Parts are computed on weighted average basis.

ii) Costs of finished goods and semi-finished goods are computed on weighted average basis.

iii) Agriculture Produce is valued at estimate realizable value.

iv) Cost of stock held for trading are computed on weighted average basis.

v) Scrap materials are valued at net realizable value.

Machinery spares (other than those qualified to be capitalised as PPE and depreciated accordingly) are charged to Statement of Profit and Loss on consumption.

Net realisable value is the estimated selling price in the ordinary course of business, less estimated costs of completion and estimated costs necessary to make the sale.

**g) Financial Instruments**

Financial assets and financial liabilities are recognised when an entity becomes a party to the contractual provisions of the instruments.

**Financial assets**

**Initial recognition and measurement**

All financial assets are recognised initially at fair value. However, in the case of financial assets not recorded at fair value through profit or loss, transaction costs that are attributable to the acquisition of the financial asset are also added to the cost of the financial asset. Trade Receivables that do not contain a significant financing component are measured at transaction price.

If the group determines that the fair value at initial recognition differs from the transaction price, the group accounts for that instrument at that date as follows:

a) at the measurement basis mentioned above if that fair value is evidenced by a quoted price in an active market for an identical asset or liability (i.e. a Level 1 input) or based on a valuation technique that uses only data from observable markets. The group recognises the difference between the fair value at initial recognition and the transaction price as a gain or loss.

b) in all other cases, at the measurement basis mentioned above, adjusted to defer the difference between the fair value at initial recognition and the transaction price. After initial recognition, the group recognises that deferred difference as a gain or loss only to the extent that it arises from a change in a factor (including time) that market participants would take into account when pricing the asset or liability.

**Subsequent measurement**

For purposes of subsequent measurement, financial assets are classified on the basis of their contractual cash flow characteristics and the entity's business model of managing them.

Financial assets are classified into the following categories:

- Financial Assets at amortised cost
- Financial Assets at fair value through other comprehensive income (FVTOCI)
- Financial Assets, derivatives and equity instruments at fair value through profit or loss (FVTPL)
- Equity instruments measured at fair value through other comprehensive income (FVTOCI)

**Financial Assets at amortised cost**

The group classifies a Financial Asset as at amortised cost, if both the following conditions are met:

a) The asset is held within a business model whose objective is to hold assets for collecting contractual cash flows; and

b) Contractual terms of the asset give rise on specified dates to cash flows that are Solely Payments of Principal and Interest (SPPI) on the principal amount outstanding.

Such financial assets are subsequently measured at amortised cost using the effective interest rate (EIR) method. Amortised cost is calculated by taking into account any discount or premium on acquisition and fees or costs that are an integral part of the EIR. The EIR amortisation is included in finance income in the profit or loss. The losses arising from impairment are recognised in the profit or loss.





NOTES TO THE CONSOLIDATED FINANCIAL STATEMENTS FOR THE YEAR ENDED MARCH 31, 2026

**Financial Asset at FVTOCI**

The group classifies a Financial Assets at FVTOCI, if both of the following criteria are met:

a) The objective of the business model is achieved both by collecting contractual cash flows and selling the financial assets, and

b) The asset's contractual cash flows represent SPPI.

Financial Assets included within the FVTOCI category are measured as at each reporting date at fair value. Fair value movements are recognized in the other comprehensive income (OCI). However, the group recognizes finance income, impairment losses and reversals and foreign exchange gain or loss in the profit and loss statement. On derecognition of the asset, cumulative gain or loss previously recognised in OCI is reclassified from the equity to profit and loss. Interest earned whilst holding FVTOCI Financial Assets is reported as interest income using the EIR method.

**Financial Asset at FVTPL**

The group classifies all Financial Assets, which do not meet the criteria for categorization as at amortized cost or as FVTOCI, as at FVTPL.

Financial Assets included within the FVTPL category are measured at fair value with all changes recognized in the profit and loss.

Investment in Subsidiaries, Associates and Joint Ventures.

The group has accounted for its investments in Subsidiaries, associates and joint venture at cost less impairment loss (if any). Investments are reviewed for impairment if events or changes in circumstances indicate that the carrying amount may not be recoverable. Investment in equity instrument of subsidiaries are stated at cost using the exemption as per Ind AS 27 'Separate financial statements'.

**All Other Equity investments**

Investments in equity instruments (other than subsidiaries) - All equity investments in scope of Ind AS 109 are measured at fair value. Equity instruments which are held for trading are generally classified at fair value through profit and loss (FVTPL). For all other equity instruments, the group decides to classify the same either at fair value through other comprehensive income (FVOCI) or fair value through profit and loss (FVTPL). The group makes such election on an instrument by instrument basis. The classification is made on initial recognition and is irrevocable. If the group decides to classify an equity instrument as at FVOCI, then all fair value changes on the instrument, excluding dividends, are recognised in the other comprehensive income (OCI). There is no recycling of the amounts from OCI to statement of profit and loss, even on sale of investment. However, the group may transfer the cumulative gain or loss within equity. Dividends on such investments are recognised in profit or loss unless the dividend clearly represents a recovery of part of the cost of the investment. Equity instruments included within the FVTPL category are measured at fair value with all changes recognised in the statement of profit and loss.

**Derecognition**

A financial asset is primarily derecognised when:

- The rights to receive cash flows from the asset have expired, or
- The group has transferred its rights to receive cash flows from the asset or has assumed an obligation to pay the received cash flows in full without material delay to a third party under a 'pass-through' arrangement; and either (a) the group has transferred substantially all the risks and rewards of the asset, or (b) the group has neither transferred nor retained

substantially all the risks and rewards of the asset, but has transferred control of the asset.

When the group has transferred its rights to receive cash flows from an asset or has entered into a pass-through arrangement, it evaluates if and to what extent it has retained the risks and rewards of ownership. When it has neither transferred nor retained substantially all of the risks and rewards of the asset, nor transferred control of the asset, the group continues to recognise the transferred asset to the extent of the group's continuing involvement. In that case, the group also recognises an associated liability. The transferred asset and the associated liability are measured on a basis that reflects the rights and obligations that the group has retained.

Continuing involvement that takes the form of a guarantee over the transferred asset is measured at the lower of the original carrying amount of the asset and the maximum amount of consideration that the group could be required to repay.

### Impairment of financial assets

In accordance with Ind AS 109, the group applies expected credit loss (ECL) model for measurement and recognition of impairment loss on the following financial assets and credit risk exposure:

a) Financial assets that are measured at amortised cost e.g., loans, debt securities, deposits, receivables and bank balance.

b) Financial assets that are measured at FVTOCI

c) Trade receivables or any contractual right to receive cash or another financial asset that result from transactions that are within the scope of Ind AS 115

The group follows 'simplified approach' for recognition of impairment loss allowance on:

- Trade receivables or contract revenue receivables; and
- All lease receivables resulting from transactions within the scope of Ind AS 116

The application of simplified approach does not require the group to track changes in credit risk. Rather, it recognises impairment loss allowance based on lifetime Expected Credit Loss (ECL) at each reporting date, right from its initial recognition.

### Financial liabilities

### Initial recognition and measurement

Financial liabilities are classified, at initial recognition, as financial liabilities at FVTPL and as at amortised cost.

Amortised cost is calculated by taking into account any discount or premium on acquisition and fees or costs that are an integral part of the EIR. The EIR amortisation is included as finance costs in the statement of profit and loss.

All financial liabilities are recognised initially at fair value and, in the case of loans and borrowings and payables, net of directly attributable transaction costs.

The group's financial liabilities include trade and other payables, loans and borrowings including bank overdrafts, financial guarantee contracts and derivative financial instruments.

The measurement of financial liabilities depends on their classification, as described below:

### Financial liabilities at FVTPL

Financial liabilities at FVTPL include financial liabilities held for trading and financial liabilities designated upon initial recognition as at fair value through profit or loss. Financial liabilities





are classified as held for trading, if they are incurred for the purpose of repurchasing in the near term. This category also includes derivative financial instruments entered into by the group that are not designated as hedging instruments in hedge relationships as defined by Ind AS 109. Separated embedded derivatives are also classified as held for trading unless they are designated as effective hedging instruments.

Gains or losses on liabilities held for trading are recognised in the profit or loss.

For liabilities designated as FVTPL, fair value gains/ losses attributable to changes in own credit risk are recognized in OCI. These gains/ loss are not subsequently transferred to profit and loss. However, the group may transfer the cumulative gain or loss within equity. All other changes in fair value of such liability are recognised in the statement of profit or loss. The group has not designated any financial liability as at fair value through profit and loss.

### Loans and borrowings

After initial recognition, interest-bearing loans and borrowings are subsequently measured at amortised cost using the EIR method. Gains and losses are recognised in profit or loss when the liabilities are derecognised as well as through the EIR amortisation process.

### Financial guarantee contracts

A financial guarantee contract is a contract that requires the issuer to make specified payments to reimburse the holder for a loss it incurs because a specified debtor fails to make payments when due in accordance with the terms of a debt instrument.

Financial guarantee contracts issued by the group are initially measured at their fair values and, if not designated as at fair value through profit or loss, are subsequently measured at higher of (i) The amount of loss allowance determined in accordance with impairment requirements of Ind AS 109 – Financial Instruments and (ii) The amount initially recognised less, when appropriate, the cumulative amount of income recognised in accordance with the principles of Ind AS 115 – Revenue from Contracts with Customers.

### Derivative financial instruments

The group holds derivative financial instrument - foreign exchange forward contracts to mitigate the risk of changes in exchange rates on foreign currency exposures. The counterparty for these contracts is generally a bank.

### (a) Derivatives fair valued through profit or loss

This category has derivative financial assets or liabilities which are not designated as hedges.

Although the group believes that these derivatives constitute hedges from an economic perspective, they may not qualify for hedge accounting under Ind AS 109, Financial Instruments. Any derivative that is either not designated a hedge, or is so designated but is ineffective as per Ind AS 109, is categorized as a financial asset or financial liability, at fair value through profit or loss.

Derivatives not designated as hedges are recognized initially at fair value and attributable transaction costs are recognized in net profit in the Statement of Profit and Loss when incurred. Subsequent to initial recognition, these derivatives are measured at fair value through profit or loss and the resulting exchange gains or losses are included in other income. Assets

/ liabilities in this category are presented as current assets / current liabilities if they are either held for trading or are expected to be realized within 12 months after the Balance Sheet date.

### Derecognition of financial liabilities

A financial liability is derecognised when the obligation under the liability is discharged or cancelled or expires. When an existing financial liability is replaced by another from the same lender on substantially different terms, or the terms of an existing liability are substantially modified, such an exchange or modification is treated as the derecognition of the original liability and the recognition of a new liability. The difference in the respective carrying amounts is recognised in the statement of profit or loss.

## h) Foreign currency transactions and translations

### Transactions and balances

Transactions in currencies other than the entity's functional currency (foreign currencies) are recognised at the rates of exchange prevailing at the dates of the transactions. However, for practical reasons, the group uses an average rate, if the average approximates the actual rate at the date of the transaction.

Monetary assets and liabilities denominated in foreign currencies are translated at the functional currency spot rates of exchange at the reporting date. Exchange differences arising on settlement or translation of monetary items are recognised in profit or loss.

Non-monetary items that are measured in terms of historical cost in a foreign currency are translated using the exchange rates at the dates of the initial transactions. Non-monetary items measured at fair value in a foreign currency are translated using the exchange rates at the date when the fair value is determined. The gain or loss arising on translation of non-monetary items measured at fair value is treated in line with the recognition of the gain or loss on the change in fair value of the item (i.e., translation differences on items whose fair value gain or loss is recognised in OCI or profit or loss are also recognised in OCI or profit or loss, respectively).

The group enters into forward exchange contract to hedge its risk associated with Foreign currency fluctuations. The premium or discount arising at the inception of a forward exchange contract is amortized as expense or income over the life of the contract. In case of monetary items which are covered by forward exchange contract, the difference between the year end rate and rate on the date of the contract is recognized as exchange difference. Any profit or loss arising on cancellation of a forward exchange contract is recognized as income or expense for that year.

## i) Borrowing Costs

Borrowing cost include interest computed using Effective Interest Rate method, amortisation of ancillary costs incurred and exchange differences arising from foreign currency borrowings to the extent they are regarded as an adjustment to the interest cost.

Borrowing costs that are directly attributable to the acquisition, construction, production of a qualifying asset are capitalised as part of the cost of that asset which takes substantial period of time to get ready for its intended use. The group determines the amount of borrowing cost eligible for capitalisation by applying capitalisation rate to the expenditure incurred on such cost. The capitalisation rate is determined based on the weighted average rate of borrowing cost applicable to the borrowings of the group which are outstanding during the period, other than borrowings made specifically towards purchase of the qualifying asset.





The amount of borrowing cost that the group capitalises during the period does not exceed the amount of borrowing cost incurred during that period. All other borrowings costs are expensed in the period in which they occur.

Interest income earned on the temporary investment of specific borrowings pending their expenditure on qualifying assets is deducted from the borrowing costs eligible for capitalisation.

All other borrowing costs are recognised in the statement of profit and loss in the period in which they are incurred.

## j) Government grants

Government grants are recognised at fair value where there is a reasonable assurance that the grant will be received and all the attached conditions are complied with.

In case of revenue related grant, the income is recognised on a systematic basis over the period for which it is intended to compensate an expense and is disclosed under "Other operating revenue" or netted off against corresponding expenses wherever appropriate.

## k) Taxes

### Current income tax

Current income tax assets and liabilities are measured at the amount expected to be recovered from or paid to the taxation authorities. The tax rates and tax laws used to compute the amount are those that are enacted or substantively enacted, at the reporting date in the countries where the group operates and generates taxable income.

Current income tax relating to items recognised outside profit or loss is recognised outside profit or loss (either in other comprehensive income or in equity). Current tax items are recognised in correlation to the underlying transaction either in OCI or directly in equity. Management periodically evaluates positions taken in the tax returns with respect to situations in which applicable tax regulations are subject to interpretation and establishes provisions where appropriate.

### Deferred tax

Deferred tax is provided using the liability method on temporary differences between the tax bases of assets and liabilities and their carrying amounts for financial reporting purposes at the reporting date.

Deferred tax liabilities are recognised for all taxable temporary differences.

Deferred tax assets are recognised to the extent that it is probable that taxable profit will be available against which the deductible temporary differences, and the carry forward of unused tax credits and unused tax losses can be utilised. Where there is deferred tax assets arising from carry forward of unused tax losses and unused tax created, they are recognised to the extent of deferred tax liability.

The carrying amount of deferred tax assets is reviewed at each reporting date and reduced to the extent that it is no longer probable that sufficient taxable profit will be available to allow all or part of the deferred tax asset to be utilised. Unrecognised deferred tax assets are re-assessed at each reporting date and are recognised to the extent that it has become probable that future taxable profits will allow the deferred tax asset to be recovered.

Deferred tax assets and liabilities are measured at the tax rates that are expected to apply in the year when the asset is realised or the liability is settled, based on tax rates (and tax laws) that have been enacted or substantively enacted at the reporting date.

Deferred tax relating to items recognised outside profit or loss is recognised outside profit or loss (either in other comprehensive income or in equity). Deferred tax items are recognised in correlation to the underlying transaction either in OCI or directly in equity.

Deferred tax assets and deferred tax liabilities are offset if a legally enforceable right exists to set off current tax assets against current tax liabilities and the deferred taxes relate to the same taxable entity and the same taxation authority.

### l) Retirement and other employee benefits

#### Short-term employee benefits

A liability is recognised for short-term employee benefit in the period the related service is rendered at the undiscounted amount of the benefits expected to be paid in exchange for that service.

#### Defined contribution plans

Retirement benefit in the form of provident fund and Superannuation Fund is a defined contribution scheme. The group has no obligation, other than the contribution payable to the Provident Fund and Superannuation Fund. The group recognizes contribution payable to the Provident Fund scheme and Superannuation Fund schemeas an expense, when an employee renders the related service. If the contribution payable to the scheme for service received before the balance sheet date exceeds the contribution already paid, the deficit payable to the scheme is recognized as a liability after deducting the contribution already paid. If the contribution already paid exceeds the contribution due for services received before the balance sheet date, then excess is recognized as an asset to the extent that the pre-payment will lead to, for example, a reduction in future payment or a cash refund.

#### Defined benefit plans

The group operates a defined benefit gratuity plan in India, which requires contributions to be made to a separately administered fund. The cost of providing benefits under the defined benefit plan is determined using the projected unit credit method.

Remeasurements, comprising of actuarial gains and losses, the effect of the asset ceiling, excluding amounts included in net interest on the net defined benefit liability and the return on plan assets (excluding amounts included in net interest on the net defined benefit liability), are recognised immediately in the balance sheet with a corresponding debit or credit to retained earnings through OCI in the period in which they occur. Remeasurements are not reclassified to profit or loss in subsequent periods.

#### Other long term employee benefits

Liabilities recognised in respect of other long-term employee benefits are measured at the present value of the estimated future cash outflows expected to be made by the group in respect of services provided by the employees up to the reporting date.

#### Compensated absences

The group has a policy on compensated absences, being other long term employee benefits, which are both accumulating and non-accumulating in nature. The expected cost of accumulating compensated absences is determined by actuarial valuation performed by an independent actuary at each balance sheet date using projected unit credit method on the additional amount expected to be paid / availed as a result of the unused entitlement that has accumulated at the balance sheet date. Expense on non-accumulating compensated absences is recognized in the period in which the absences occur.





### m) Leases

The group has adopted Ind AS 116 " Leases" with effect from 1st April 2019. The group has measured Right-to-use Asset and Lease Liability based on the remaining lease period and payments discounted using the incremental borrowing rate as at the date of initial application.

The group's lease asset classes primarily consist of leases for Land and Buildings. The group assesses whether a contract is, or contains, a lease if the contract conveys the right to control the use of an identified asset for a period of time in exchange for consideration. To assess whether a contract conveys the right to control the use of an identified asset, the group assesses whether:

(i) the contract involves the use of an identified asset

(ii) the group has substantially all of the economic benefits from use of asset through the period of the lease and

(iii) the group has the right to direct the use of the asset.

At the date of commencement of the lease, the group recognises a right-of-use asset ("ROU") and corresponding lease liability for all lease arrangements in which it is a lessee, except for leases with a term of twelve months or less (short term leases) and leases of low value assets. For these short term and leases of low value assets, the group recognises the lease payments as an operating expense on a straight-line basis over the term of the lease.

The right-of-use assets are initially recognised at cost, which comprises the initial amount of the lease liability adjusted for any lease payments made at or prior to the commencement date of the lease plus any initial direct costs less any lease incentives. They are subsequently measured at cost less accumulated depreciation and impairment losses, if any.

Right-of-use assets are depreciated from the commencement date on a straight-line basis over the shorter of the lease term and useful life of the underlying asset.

The lease liability is initially measured at the present value of the future least payments. The lease payments are discounted using the interest rate implicit in the lease or, if not readily determinable, using the incremental borrowing rates. The lease liability is subsequently remeasured by increasing the carrying amount to reflect interest on the lease liability, reducing the carrying amount to reflect the lease payments made.

A lease liability is remeasured upon the occurrence of certain events such as a change in the lease term or a change in an index or rate used to determine lease payments. The re-measurement normally also adjusts the leased assets. Lease liability and ROU asset have been separately presented in the Balance Sheet and lease payments have been classified as financing cashflows.

### n) Impairment of non financial assets

The group assesses, at each reporting date, whether there is an indication that an asset may be impaired. If any indication exists, or when annual impairment testing for an asset is required, the group estimates the asset's recoverable amount. An asset's recoverable amount is the higher of an asset's or cash-generating unit's (CGU) fair value less costs of disposal and its value in use. Recoverable amount is determined for an individual asset, unless the asset does not generate cash inflows that are largely independent of those from other assets or groups of assets. When the carrying amount of an asset or CGU exceeds its recoverable amount, the asset is considered impaired and is written down to its recoverable

amount.

**o) Offsetting Financial Instruments**

Financial assets and liabilities are offset and the net amount is reported in the Balance Sheet where there is a legally enforceable right to offset the recognised amounts and there is an intention to settle on a net basis or realise the asset and settle the liability simultaneously. The legally enforceable right must not be contingent on future events and must be enforceable in the normal course of business and in the event of default, insolvency or bankruptcy of the group or the counterparty.

**p) Provisions, contingent liabilities and contingent asset**

**Provisions**

Provisions are recognised when the group has a present obligation (legal or constructive) as a result of a past event and it is probable that an outflow of resources embodying economic benefits will be required to settle the obligation and a reliable estimate can be made of the amount of the obligation.

Provisions are discounted, if the effect of the time value of money is material, using pre-tax rates that reflects the risks specific to the liability. When discounting is used, an increase in the provisions due to the passage of time is recognised as finance cost. These provisions are reviewed at each balance sheet date and adjusted to reflect the current best estimates.

Necessary provision for doubtful debts, claims, etc., are made, if realisation of money is doubtful in the judgement of the management.

**Contingent liabilities**

A contingent liability is a possible obligation that arises from past events whose existence will be confirmed by the occurrence or non-occurrence of one or more uncertain future events beyond the control of the group or a present obligation that is not recognized because it is not probable that an outflow of resources will be required to settle the obligation. A contingent liability also arises in extremely rare cases where there is a liability that cannot be recognized because it cannot be measured reliably. Contingent liabilities are disclosed separately.

**Contingent assets**

Where an inflow of economic benefits is probable, the group discloses a brief description of the nature of the contingent assets at the end of the reporting period, and, where practicable, an estimate of their financial effect.

Contingent assets are disclosed but not recognised in the financial statements.

**q) Cash and cash equivalents**

Cash comprises cash on hand and demand deposits with banks. Cash equivalents are short-term balances with original maturity of less than 3 months, highly liquid investments that are readily convertible into cash, which are subject to insignificant risk of changes in value.

**r) Cash Flow Statement**

Cash flows are reported using the indirect method, whereby profit for the year is adjusted for the effects of transactions of a non-cash nature, any deferrals or accruals of past or future operating cash receipts or payments and item of income or expenses associated with investing or financing cash flows. The cash flows from operating, investing and financing activities of the group are segregated.

Bank borrowings are generally considered to be financing activities.

**r) Earnings per share**

The basic earnings per share are computed by dividing the net profit for the period attributable to equity shareholders by the weighted average





number of equity shares outstanding during the period.

Diluted EPS is computed by dividing the net profit after tax by the weighted average number of equity shares considered for deriving basic EPS and also weighted average number of equity shares that could have been issued upon conversion of all dilutive potential equity shares. Dilutive potential equity shares are deemed converted as of the beginning of the period, unless issued at a later date. Dilutive potential equity shares are determined independently for each period presented. The number of equity shares and potentially dilutive equity shares are adjusted for bonus shares, as appropriate.

**t) Rounding off amounts**

All amounts disclosed in the Financial Statements and the acgrouping notes have been rounded off to the nearest lakhs as per the requirement of Schedule III (Division II) of the Companies Act, 2013, unless otherwise stated.

**u) Recent Pronouncements**

Ministry of Corporate Affairs ("MCA") notifies new standards or amendments to the existing standards under Companies (Indian Accounting Standards) Rules as issued from time to time.

In May 2025, MCA notified amendments to Ind AS 21 - The Effects of Changes in Foreign Exchange Rates, applicable w.e.f. April 1, 2025. The Company has reviewed the amendment and based on its evaluation has determined that it does not have any significant impact in its financial statements.

In August 2025, MCA notified the following amendments to:

Ind AS 1, Presentation of Financial Statements, applicable w.e.f. April 1, 2025 – The amendment relates to classification of liabilities as current or non-current and non-current liabilities with covenants. In the context of classifying a liability as current, it removes the requirement of existence of a right to defer settlement for at least 12 months after the reporting date and instead requires that the said right should exist on the reporting date and have substance. The amendment also introduces guidance on classification of liabilities with covenants. The Company has no impact of these amendments in its classification criteria of current and non-current liabilities.

Ind AS 7, Statement of Cash Flows and Ind AS 107, Financial Instruments: Disclosures, applicable w.e.f. April 1, 2025 – The amendment in Ind AS 7 requires to inform users of financial statements of the existence of supplier finance arrangements and explain the nature of the arrangements, the carrying amount of liabilities and the range of payment due dates. Ind AS 107 has been amended to add supplier finance arrangements as a factor that may cause concentration of liquidity risk. The Company has reviewed the amendment and based on its evaluation has determined that it does not have any significant impact in its financial statements

Ind AS 12, International Tax Reform – Pillar Two Model Rules applicable immediately – The amendments provide a temporary mandatory relief from deferred tax accounting for top-up tax and disclose that they have applied the relief. This relief is immediate and applies retrospectively.

## 1 PROPERTY, PLANT AND EQUIPMENT AND INTANGIBLE ASSETS

(₹ In Lakhs)

| Particulars | Property, plant and equipment | | | | | | | | | | Intangible Assets | | | Right of use Asset | Investment Property | Asset held for sale |
|---|---|---|---|---|---|---|---|---|---|---|---|---|---|---|---|---|
| | Land | Building | Plant and Equipment | | Solar Plant | Furniture and Fittings | Electrical Fittings | Vehicles | Office Equipment | Lab Equipments, Pipe Fittings, etc. | Total | Technical know how | Computer Software | Total | | |
| | | | Owned | Leased | | | | | | | | | | | | |
| Gross Carrying Value | | | | | | | | | | | | | | | | |
| as at March 31, 2024 | 9,368.94 | 24,106.66 | 63,808.46 | 380.07 | - | 419.01 | 3,199.86 | 792.05 | 460.74 | 2,753.47 | 1,05,289.26 | 299.87 | 314.58 | 614.45 | 178.55 | - |
| Additions | 4,636.71 | 8,154.47 | 14,766.68 | - | 616.17 | 260.76 | 984.49 | 250.31 | 146.09 | 881.10 | 30,696.78 | - | 16.14 | 16.14 | - | - |
| Transfers | (1,095.00) | - | - | - | - | - | - | - | - | - | (1,095.00) | - | - | - | 5.00 | - |
| Disposals / Transfers | (1.99) | (11.95) | (339.65) | - | - | (5.09) | (26.51) | (24.29) | (52.04) | (183.56) | (645.10) | - | (0.48) | (0.48) | (5.00) | (5.00) |
| As at March 31, 2025 | 12,908.66 | 32,249.18 | 78,235.49 | 380.07 | 616.17 | 674.68 | 4,157.84 | 1,018.07 | 554.79 | 3,451.01 | 1,34,245.96 | 299.87 | 330.24 | 630.11 | 173.55 | - |
| Additions | 3,319.18 | 5,703.18 | 20,003.24 | - | 4,051.52 | 222.21 | 1,122.74 | 294.69 | 247.35 | 1,260.38 | 36,224.49 | - | 145.01 | 145.01 | - | - |
| Transfers | - | - | - | - | - | - | - | - | - | - | - | - | - | - | - | - |
| Disposals / Transfers | - | (2.11) | (204.47) | - | - | (1.05) | (2.15) | (58.64) | (3.18) | (19.17) | (290.77) | - | - | - | - | - |
| As at March 31, 2026 | 16,227.84 | 37,950.25 | 98,034.26 | 380.07 | 4,667.69 | 895.84 | 5,278.43 | 1,254.12 | 798.96 | 4,692.22 | 1,70,179.68 | 299.87 | 475.25 | 775.12 | 173.55 | - |
| **Accumulated Depreciation** | | | | | | | | | | | | | | | | |
| as at March 31, 2024 | 149.38 | 6,803.75 | 40,410.57 | 373.21 | - | 260.14 | 1,483.33 | 393.62 | 314.31 | 2,025.77 | 52,214.08 | 291.87 | 177.65 | 469.53 | 129.37 | - |
| Charge for the year | 36.56 | 1,679.49 | 6,066.31 | - | 0.11 | 50.31 | 314.41 | 83.73 | 48.09 | 335.34 | 8,614.35 | 0.04 | 54.73 | 54.77 | 1.67 | - |
| Transfers | (33.18) | - | - | - | - | - | - | - | - | - | (33.18) | - | - | - | (4.34) | 4.34 |
| Disposals /Transfers | - | (8.73) | (291.93) | - | - | (4.29) | (22.20) | (21.05) | (31.55) | (189.88) | (569.63) | - | -0.48 | (0.48) | - | (4.34) |
| As at March 31, 2025 | 152.76 | 8,474.51 | 46,184.95 | 373.21 | 0.11 | 306.16 | 1,775.54 | 456.30 | 330.85 | 2,171.23 | 60,225.62 | 291.91 | 231.90 | 523.82 | 126.70 | - |
| Charge for the year | 16.94 | 2,282.17 | 6,967.04 | - | 271.23 | 128.40 | 390.37 | 120.70 | 79.94 | 590.64 | 10,847.43 | - | 56.76 | 56.76 | 1.50 | - |
| Transfers | - | - | - | - | - | - | - | - | - | - | - | - | - | - | - | - |
| Disposals / Transfers | - | (1.23) | (179.80) | - | - | (1.03) | (1.95) | (42.14) | (3.03) | (14.88) | (244.06) | - | - | - | - | - |
| As at March 31, 2026 | 169.70 | 10,755.45 | 52,972.19 | 373.21 | 271.34 | 433.53 | 2,163.96 | 534.86 | 407.76 | 2,746.99 | 70,828.99 | 291.91 | 288.66 | 580.58 | 128.20 | - |
| **Net Carrying Value** | | | | | | | | | | | | | | | | |
| As at March 31, 2025 | 12,755.90 | 23,774.67 | 32,050.54 | 6.86 | 616.06 | 368.52 | 2,382.30 | 561.77 | 223.94 | 1,279.78 | 74,020.34 | 7.96 | 98.34 | 106.29 | 46.85 | - |
| As at March 31, 2026 | 16,058.14 | 27,194.80 | 45,062.07 | 6.86 | 4,396.35 | 462.31 | 3,114.47 | 719.26 | 391.20 | 1,945.23 | 99,350.69 | 7.96 | 186.59 | 194.54 | 45.35 | - |

**Note:**

i) Revaluation during the year - NIL (P.Y. - NIL)

ii) The Movable property, plant and equipment are hypothecated with banks for the working capital facilities availed

**CWIP**

| Particulars | 31.03.2026 | 31.03.2025 |
|---|---|---|
| Capital Work in Progress | 2,997.45 | 2,241.26 |

**CWIP Ageing Schedule**

| CWIP | Amount in CWIP for a period of | | | | Total |
|---|---|---|---|---|---|
| | Less than 1 year | 1-2 years | 2-3 Years | More than 3 years | |
| **Project in Progress** | | | | | |
| As at March 31, 2026 | 2,772.45 | 225.00 | - | - | 2,997.45 |
| As at March 31, 2025 | 2,241.26 | - | - | - | 2,241.26 |
| **Project temporarily suspended** | | | | | |
| As at March 31, 2026 | - | - | - | - | - |
| As at March 31, 2025 | - | - | - | - | - |

CWIP completion schedule where completion is overdue or has exceeded the cost compared to its original plan - Nil





## 2 Investments

₹ in Lakhs

| Particulars | Number of Shares | Face Value in ₹ | As at 31 March, 2026 | | | Number of Shares | Face Value in ₹ | As at 31 March, 2025 | | |
|---|---|---|---|---|---|---|---|---|---|---|
| | | | Quoted | Unquoted | Total | | | Quoted | Unquoted | Total |
| (a) Investment in Equity instruments | | | | | | | | | | |
| (Fully paid up) (Quoted) | | | | | | | | | | |
| At Fair value through Other Comprehensive Income | | | | | | | | | | |
| (i) Others: | | | | | | | | | | |
| Elgi Equipments Limited | 2,43,4412 | 1.00 | **11,372.36** | | **11,372.36** | 2,43,4412 | 1.00 | 11,726.56 | | 11,726.56 |
| LGB Forge Limited | 2,90,00,000 | 1.00 | **1,450.00** | | **1,450.00** | 2,90,00,000 | 1.00 | 2,621.60 | | 2,621.60 |
| (b) Investment in Equity instruments: | | | | | | | | | | |
| (Fully paid up) (Unquoted) At Fair Value through Other Comprehensive Income | | | | | | | | | | |
| (i) Others: | | | | | | | | | | |
| TRL Krosaki Refractories Limited (Formerly known as Tata Refractory Limited) | 5,000 | 10.00 | | **28.18** | **28.18** | 5,000 | 10.00 | | 21.52 | 21.52 |
| Silent Chain India (P) Limited | 770 | 10.00 | | **2.29** | **2.29** | 770 | 10.00 | | 2.20 | 2.20 |
| LG Farm Products (P) Limited | 10,000 | 10.00 | | **11.13** | **11.13** | 10,000 | 10.00 | | 9.97 | 9.97 |
| South Western Engineering India Limited | 207 | 1,000.00 | | 57.10 | 57.10 | 207 | 1,000.00 | | 63.81 | 63.81 |
| Super Speeds (P) Limited | 1,72,864 | 10.00 | | **328.51** | **328.51** | 172864 | 10.00 | | 232.71 | 232.71 |
| Greenerg Mobility Solutions Private Limited | 63,157 | 10.00 | | **599.99** | **599.99** | 63157 | 10.00 | | 599.99 | 599.99 |
| Enerpark Solar Power | 16,92,000 | 10.00 | | **169.20** | **169.20** | | | | | |
| | | | **12,822.36** | **1,196.40** | **14,018.76** | | | **14,348.16** | **930.20** | **15,278.36** |

| Particulars | As at 31 March, 2026 | As at 31 March, 2025 |
|---|---|---|
| Aggregate amount of quoted investments and market value thereof | **12,822.36** | 14,348.16 |
| Aggregate Amount of Unquoted Investments | **1,196.40** | 930.20 |
| | **14,018.76** | 15,278.36 |

| Particulars | As at 31.03.2026 ₹ in Lakhs | As at 31.03.2025 ₹ in Lakhs |
|---|---|---|
| **3 OTHER NON-CURRENT FINANCIALS ASSETS** | | |
| Unsecured, Considered good (unless otherwise stated) | | |
| (a) Security and other deposits | **1,822.01** | 1,726.34 |
| (b) Bank Deposits with more than 12 months maturity | **39,130.00** | 27,410.00 |
| Total | **40,952.01** | 29,136.34 |
| **4 OTHER NON CURRENT ASSETS** | | |
| Unsecured, Considered good (unless otherwise stated) | | |
| (a) Capital advance | **3,355.71** | 3,027.98 |
| (b) Advance other than Capital advance | | |
| Unsecured, Considered good (unless otherwise stated) | | |
| (i) Prepaid expenses | **52.84** | 70.79 |
| (ii) Rent and other advances | **270.53** | 352.09 |
| (iii) Advance recoverable | **76.19** | 96.42 |
| (iv) Income and claims receivable | **-** | - |
| (v) Mat Credit entilement | **-** | - |
| Total | **3,755.27** | 3,547.28 |
| **5 INVENTORIES** | | |
| (At Lower of cost and net realisable value) | | |
| (a) Raw Materials | **11,639.42** | 10,188.87 |
| (b) Work-in-progress | **19,474.58** | 14,623.94 |
| (c) Finished products | **13,212.70** | 12,138.78 |
| (d) Packing materials | **882.68** | 642.21 |
| (e) Stores & spares | **3,087.45** | 2,885.21 |
| (f) Loose tools | **3,135.02** | 2,739.41 |
| Total | **51,431.85** | 43,218.42 |
| Note: | | |
| (i)The inventories are hypothecated with the Banks for the working capital facilities availed | | |
| (ii) Write down/back to inventory recognised in cost during the year - Nil | | |
| **6 TRADE RECEIVABLE** | | |
| (i) Unsecured, considered good | **40,480.47** | 34,128.71 |
| (ii) Unsecured, Having significant increase in credit risk | **167.68** | 395.04 |
| Less: Provision for expected credit loss | **(167.68)** | (395.04) |
| (ii) Unsecured, Credit Impairment | **390.86** | 1.91 |
| Less: Provision for expected credit loss | **(390.86)** | (1.91) |
| Total | **40,480.47** | 34,128.71 |
| Note: | | |
| (a) Debts due by Directors or other Officers of the Company | **-** | - |
| (b) Debts due by Companies in which a Director is a Director/Member | **886.86** | 407.05 |
| (c) Trade receivables include unbilled revenue | **-** | - |
| (d) The entire book debts are pledged with the Banks for the working capital facilities availed | **-** | - |





**TRADE RECEIVABLES SCHEDULE**

**For the year ended March 31, 2026** ₹ in lakhs

| PARTICULARS | Outstanding for following periods from due date of payment | | | | | |
|---|---|---|---|---|---|---|
| | Less than 6 months | 6 months - 1 year | 1 - 2 years | 2 - 3 years | More than 3 years | Total |
| i. Undisputed - considered good | 40,758.67 | 199.13 | - | - | - | **40,957.80** |
| ii. Undisputed - which have significant increase in credit risk | - | 39.95 | 17.68 | - | - | **57.63** |
| ii. Undisputed - credit impaired | - | - | - | - | | **-** |
| iii. Disputed - considered good | - | - | - | - | - | - |
| iv. Disputed - which have significant increase in credit risk | - | - | 5.60 | 16.07 | - | **21.67** |
| v. Disputed - credit impaired | - | - | - | - | 1.91 | **1.91** |
| Sub-Total | **40,758.67** | **239.08** | **23.28** | **16.07** | **1.91** | **41,039.01** |
| Less: Allowance for Expected Credit Loss | - | - | - | - | - | **(558.54)** |
| **Trade Receivables** | **40,758.67** | **239.08** | **23.28** | **16.07** | **1.91** | **40,480.47** |

**For the year ended March 31, 2025**

| PARTICULARS | Outstanding for following periods from due date of payment | | | | | |
|---|---|---|---|---|---|---|
| | Less than 6 months | 6 months - 1 year | 1 - 2 years | 2 - 3 years | More than 3 years | Total |
| i. Undisputed - considered good | 33,843.07 | 285.60 | 0.02 | 0.02 | - | **34,128.71** |
| ii. Undisputed - which have significant increase in credit risk | 138.23 | 19.48 | 16.07 | - | - | **173.78** |
| iii. Undisputed - credit impaired | - | - | - | - | | **-** |
| iv. Disputed - considered good | - | - | - | - | - | - |
| v. Disputed - which have significant increase in credit risk | - | 221.27 | - | - | - | **221.27** |
| vi. Disputed - credit impaired | - | - | - | - | 1.91 | **1.91** |
| Sub-Total | **33,981.30** | **526.35** | **16.09** | **0.02** | **1.91** | **34,525.67** |
| Less: Allowance for Expected Credit Loss | - | - | - | - | - | **(396.96)** |
| **Trade Receivables** | **33,981.30** | **526.35** | **16.09** | **0.02** | **1.91** | **34,128.71** |

| Particulars | As at 31.03.2026 ₹ in Lakhs | As at 31.03.2025 ₹ in Lakhs |
|---|---|---|
| **7 CASH AND BANK BALANCES** | | |
| **A Cash and cash equivalents (as per IND AS 7 Cash Flow Statements)** | | |
| (a) Cash- on- Hand | **7.01** | 7.74 |
| (b) Balances with Banks | | |
| (i) In Current Account and debit balances in Cash Credit Accounts | **1,992.19** | 1,100.22 |
| (ii) In Collection Account | **148.82** | 151.25 |
| Total | **2,148.02** | 1,259.21 |

| Particulars | As at 31.03.2026 ₹ in Lakhs | As at 31.03.2025 ₹ in Lakhs |
|---|---|---|
| **B Other Bank Balances** | | |
| (a) In Margin money with Banks | **87.00** | 143.00 |
| (b) In Deposit Account with more than 3 months maturity but less than 12 months | **23,901.36** | 40,282.32 |
| (c) In Earmarked Accounts | | |
| Unpaid Dividend Account | **215.57** | 175.46 |
| CSR Unspent Account | **85.39** | 348.52 |
| Total | **24,289.32** | 40,949.30 |
| Total Cash and Bank Balances (A+B) | **26,437.34** | 42,208.51 |

**Notes:**

(i) Margin money with Banks is for the purpose of compliance of deposits accepted from public.

| | | |
|---|---|---|
| **8 OTHER FINANCIAL ASSETS** Unsecured, Considered good (unless otherwise stated) | | |
| (a) Loans and advances to employees | **66.74** | 52.24 |
| (b) Interest accured on Deposits | **4,957.21** | 3,959.94 |
| (c) Security and other deposits | **123.77** | 136.73 |
| Total | **5,147.72** | 4,148.91 |
| **9 OTHER CURRENT ASSETS** Unsecured, Considered good (unless otherwise stated) | | |
| (a) Prepaid expenses | **288.25** | 622.80 |
| (b) Balance with govt authorities | **383.94** | 69.05 |
| (c) Advance recoverable | **123.01** | 132.54 |
| (d) Income and claims receivable | **140.11** | 247.31 |
| (e) Rent Advance | **222.66** | 72.45 |
| (f) Supplier Advance | **3,066.57** | 2,254.67 |
| Total | **4,224.54** | 3,398.82 |

**10 SHARE CAPITAL (EQUITY SHARES OF ₹ 10/- EACH WITH VOTING RIGHTS)**

| Particulars | As at 31.03.2026 | | As at 31.03.2025 | |
|---|---|---|---|---|
| | Number of shares | ₹ in Lakhs | Number of shares | ₹ in Lakhs |
| **(a) Authorised** | 4,70,00,000 | 4,700.00 | 4,70,00,000 | 4,700.00 |
| Total | **4,70,00,000** | **4,700.00** | 4,70,00,000 | 4,700.00 |
| **(b) Issued (Refer Note No.10(vii))** | 3,18,92,416 | 3,189.24 | 3,18,92,416 | 3,189.24 |
| Total | **3,18,92,416** | **3,189.24** | 3,18,92,416 | 3,189.24 |
| **(c) Subscribed and fully paid-up (Refer Note No.10(vii))** | 3,18,92,416 | 3,189.24 | 3,18,92,416 | 3,189.24 |
| Total | **3,18,92,416** | **3,189.24** | 3,18,92,416 | 3,189.24 |





**Notes:**

**10 (i) Reconciliation of the number of shares and amount outstanding at the beginning and at the end of the reporting year:**

| Particulars | Opening balance | Fresh Issue | Bonus/ESOP | Conversion / Buyback | Closing balance |
|---|---|---|---|---|---|
| Equity shares with voting rights | | | | | |
| Year ended 31st March, 2026 | | | | | |
| Number of shares | 3,18,92,416 | | - | - | 3,18,92,416 |
| Amount (₹ in lakhs) | 3,189.24 | | - | - | 3,189.24 |
| Year ended 31st March, 2025 | | | | | |
| Number of shares | 3,13,92,416 | 5,00,000.00 | - | - | 3,18,92,416 |
| Amount (₹ in lakhs) | 3,139.24 | 50.00 | - | - | 3,189.24 |

**10 (ii) Details of shares held by Promoter**

| Name of the shareholder | As at 31 March 2026 | | As at 31 March, 2025 | | % Change during the year |
|---|---|---|---|---|---|
| | Number of shares held | % of holding | Number of shares held | % of holding | |
| Equity shares with voting rights | | | | | |
| B.Vijayakumar | 36,54,000 | 11.46 | 36,54,000 | 11.46 | - |
| Rajsri Vijayakumar | 23,29,156 | 7.30 | 23,29,156 | 7.30 | - |
| LGB Auto Products Private Limited | 19,31,000 | 6.05 | 19,31,000 | 6.05 | - |
| Jeshta Family Private Trust | 15,81,359 | 4.96 | 15,75,425 | 4.94 | 0.02 |
| LG Farm Products Private Limited | 8,06,845 | 2.53 | 8,06,845 | 2.53 | - |
| L G Sports Private Limited | 5,25,000 | 1.65 | 5,25,000 | 1.65 | - |
| Super Transports Private Limited | 1,40,000 | 0.44 | 1,40,000 | 0.44 | - |
| Elgi Automotive Service Pvt Ltd | 80,000 | 0.25 | 80,000 | 0.25 | - |
| Super Speeds Private Limited | 50,000 | 0.16 | 50,000 | 0.16 | - |
| Silent Chain India Pvt Ltd | 7,200 | 0.02 | 7,200 | 0.02 | - |
| | 1,11,04,560 | 34.82 | 1,10,98,626 | **34.80** | **0.02** |

**10 (iii) Details of shares held by each shareholder holding more than 5% shares**

| Name of the shareholder | As at 31 March 2026 | | As at 31 March, 2025 | |
|---|---|---|---|---|
| | Number of shares held | % of holding | Number of shares held | % of holding |
| **Equity shares with voting rights** | | | | |
| B.Vijayakumar | 36,54,000 | 11.46 | 36,54,000 | 11.46 |
| HDFC Small Cap Fund | 27,71,466 | 8.69 | 28,11,306 | 8.81 |
| Rajsri Vijayakumar | 23,29,156 | 7.30 | 23,29,156 | 7.30 |
| L.G.B.Auto Products (P) Ltd | 19,31,000 | 6.05 | 19,31,000 | 6.05 |

**10 (iv) Terms and rights attached to equity shares:**

(a) The Company has only one class of equity shares having a par value of ₹ 10/- each. The equity shares of the Company ranks pari passu in all aspects including rights and entitlement to dividend. The Equity shareholders are entitled to one vote per share.

In the event of liquidation, the equity shareholders are eligible to receive the remaining assets of the company in proportion to their shareholding.

(b) Dividend proposed by Board of Directors (₹ 22/- per Equity Share) (PY - ₹ 20/- per Equity Share) for the Financial Year 2025-26 for Face value of ₹ 10/- is subject to approval of Shareholders in ensuing Annual General Meeting

**10 (v) Shares issued for consideration other than cash and Buyback during five preceding years:**

| | Aggregate No of Shares |
|---|---|
| (a) Shares fully paid up pursuant to contract(s) without payment being made in cash | Nil |
| (b) Equity Shares fully paid up by way of bonus shares | Nil |
| (c) Shares bought back | Nil |

**10(vi) Out of Equity shares issued by the Company, shares held by its holding company, ultimate holding company and their subsidiaries/associates are as below:** Nil

**10(vii) Share Warrants:**

Equity shares reserved for issue under options and contracts or commitments for the sale of shares or disinvestment, including the terms and amounts:

| | |
|---|---|
| Share reserved (in Nos.) | 5,00,000 |
| Total Amount (in ₹ Lakhs) | 6,460 |

Terms: 500000 Share Warrants @ ₹ 1292/- per warrant issued to promoters on preferential basis with option to exercise their right within 18 months from the date of issue of warrants (13.03.2024) to be issued at ₹ 10/- per share at a premium of ₹ 1282/- per share.

During the financial year 2024-25, an amount of ₹ 6,460 lakhs (Previous year; ₹ 1,615.00Lakhs) was fully received from the subscribers of the warrants with the warrant holder having exercised their right and accordingly entire 5,00,000 share warrants was converted into Equity shares of a face value of ₹ 10/- each at the premium of ₹ 1,282/- per share during the year as per the terms of the warrants.

The amount of ₹ 1,615 Lakhs received during the financial year 2023-24 and disclosed under Other Equity as 'Money received against Share warrants in Note no.12 to the financial statement along with the amount received during the financial year 2024-25 has been transferred to Equity share Capital and Securities Premium to the tune of ₹ 50 lakhs and ₹ 6,410 lakhs respectively during the financial year 2024-25.

Rights: The share warrants shall not carry any voting rights untill they are converted into equity shares and the warrants by itself, until excercised and converted into equity shares, shall not give the warrant holders any rights with respect to that of an equity shareholder of the company.





| Particulars | As at 31.03.2026 ₹ in Lakhs | As at 31.03.2025 ₹ in Lakhs |
|---|---|---|
| **11 OTHER EQUITY** | | |
| **(a) Securities premium** | | |
| Opening balance | **7,940.99** | 1,530.99 |
| Add:Received during the year | **-** | 6,410.00 |
| Closing balance | **7,940.99** | 7,940.99 |
| **(b) Money received against Share warrants** | | |
| Opening balance | **-** | 1,615.00 |
| Add: Received during the year | **-** | 4,845.00 |
| Less:Transfer to Share Capital & Share Premium | | (6,460.00) |
| Closing balance | **-** | - |
| **(c) General reserve** | | |
| Opening balance | **1,50,000.00** | 1,30,000.00 |
| Add:Transfer from surplus in Statement of Profit and Loss | **25,000.00** | 20,000.00 |
| Closing balance | **1,75,000.00** | 1,50,000.00 |
| **(d) Foreign Currency Translation Reserve** | | |
| Opening Balance | **(110.03)** | (170.54) |
| Add:Adjustment for translation of Non integral Foreign operations | **105.27** | 60.51 |
| Closing Balance | **(4.76)** | (110.03) |
| **(e) Other Comprehensive Income** | | |
| Opening Balance | **9,741.32** | 12,619.42 |
| Add:OCI for the year | **(680.94)** | (3,125.67) |
| Less: OCI - Re-measurement of defined employee benefit plans | **533.88** | (247.57) |
| Closing balance | **8,526.50** | 9,741.32 |
| **(f) Retained Earnings** | | |
| Opening Balance | **19,687.38** | 15,383.97 |
| Add:Profit/(Loss) for the year | **31,875.49** | 30,210.50 |
| Add: OCI - Re-measurement of defined employee benefit plans | **533.88** | (256.45) |
| Less:Dividend paid | **6,378.48** | 5,650.64 |
| Less:Transferred to General reserve | **25,000.00** | 20,000.00 |
| Closing balance | **20,718.27** | 19,687.38 |
| Total | **2,12,181.00** | 1,87,259.66 |

**Nature and Purpose of the Reserve:**

**Securities premium:**

Securities premium is used to record the premium on issue of shares. The reserve is utilised in accordance with the provisions of the Companies Act, 2013

**Money received against Share warrants**

Money received against Share warrants represents amount received towards share warrants issued by the company. The Company transfers amounts from this reserve to equity share capital and securities premium on allotment of shares against the said warrants.

**General reserve:**

General Reserve is created out of the profits earned by the group by way of transfer from surplus in the statement of profit and loss. Mandatory transfer to general reserve is not required under the Companies Act 2013.

**Other Comprehensive Income:**

The Company has elected to recognise changes in the fair value of certain investments in equity securities in other comprehensive income. These changes are accumulated within the FVOCI equity investments reserve within equity. The Company transfers amounts from this reserve to retained earnings when the relevant equity securities are derecognised.

**Retained earnings:**

Retained earnings are the profits that the Company has earned till date, less any transfers to general reserve, dividends or other distributions paid to shareholders

| Particulars | As at 31.03.2026 ₹ in Lakhs | As at 31.03.2025 ₹ in Lakhs |
|---|---|---|
| **12 BORROWINGS** | | |
| (a) Term loans : (Refer (i) below) | | |
| From banks | | |
| Secured | **4,290.37** | 3,911.69 |
| (b) Fixed deposits: | | |
| From Public | | |
| Unsecured | **122.11** | 186.42 |
| From Directors | | |
| Unsecured | **310.00** | 350.00 |
| From other related parties | | |
| Unsecured | **827.00** | 605.00 |
| Total | **5,549.48** | 5,053.11 |

**Notes:**

**12 (i) Interest rate relating to Term loans from banks is in the range of 5.75% to 7.03% during the year**

**12 (ii) Repayment schedule**

| Particulars | Term of repayment | As at 31.03.2026 ₹ in Lakhs | As at 31.03.2025 ₹ in Lakhs |
|---|---|---|---|
| **Term loan from banks:** **Secured:** | | | |
| Citizen Bank | • Citizen Bank (Principal payments of $ 5208 are due monthly with a ballon payment of remaining balance of $ 537000 due on July 16, 2032. | **4,290.37** | 3,911.69 |
| | • Payable in monthly instalments of $ 41750/- including interest with a baloon repayment of remaning balance of $ 3302000/- due in September 4th 2027 | | |
| | • Unsecured loan to related party with a principal repayment of $ 509000/- due at various dates through 2030 | | |
| Total | | **4,290.37** | 3,911.69 |

12 (iii) (a) There was no default in the repayment of loans, borrowing and interest during the year.

12 (iv) (a) The fixed deposits are repayable on maturity, the period for which ranges from 1 to 3 years.

(b) Interest rate relating to fixed deposits is in the range of 6.50% to 8.00% during the year





| Particulars | As at 31.03.2026 ₹ in Lakhs | As at 31.03.2025 ₹ in Lakhs |
|---|---|---|
| **13 PROVISIONS** | | |
| (i) Provision for Employee Benefits | | |
| - Provision for Leave Salary | **574.03** | 490.19 |
| (ii) Others | | |
| - Provision for contingencies | **1,000.00** | 1,000.00 |
| - Decommissioning Liability | **130.50** | 124.29 |
| | **1,704.53** | 1,614.48 |
| **14 CURRENT BORROWINGS** | | |
| (a) Loan repayable on demand | | |
| From banks | | |
| Secured | **10,877.21** | 8,440.44 |
| (b) Current maturities of long-term debt (Refer Note (iii) below) | **2,051.47** | 542.87 |
| | **12,928.68** | 8,983.31 |

**Notes:**

**14 (i) Details of Security for Borrowings:**

(a) Working capital loans from banks are primarily secured by hypothecation of inventories and book debts of the Company

(b) Interest rate relating to Short term loans from banks is in the range of 6.35% to 9.00%

(c) Break-up of loan repayable on demand and financial institutions.

| Particulars | As at 31 March 2026 | | As at 31 March, 2025 | |
|---|---|---|---|---|
| | Secured | Unsecured | Secured | Unsecured |
| Loan repayable on Demand (₹ **in Lakhs**) | | | | |
| From Banks | | | | |
| HDFC Bank Ltd | **3,587.72** | **-** | 435.96 | - |
| ICICI Bank Ltd | **789.49** | **-** | 3,000.00 | - |
| IDBI Bank Ltd | **1,500.00** | **-** | 2,500.00 | - |
| Axis Bank Ltd | **1,500.00** | - | 1,500.00 | - |
| Standard Chartered Bank | **-** | **-** | 1,000.00 | - |
| South Indian Bank Ltd | - | 1,500.00 | | |
| Bank of Baroda | **2,000.00** | **-** | | |
| Citizen Bank | | **-** | 4.48 | - |
| Total - Loan from banks | **9,377.21** | **1,500.00** | 8,440.44 | - |

**14 (ii) Note:** There was no default in the repayment of loans and interest during the year.

| Particulars | As at 31.03.2026 ₹ in Lakhs | As at 31.03.2025 ₹ in Lakhs |
|---|---|---|
| **14 (iii) Current maturities of Long-term debt:** | | |
| **Term Loan** | | |
| From Banks | | |
| Secured | **275.46** | 247.97 |
| **Total - Term Loan from Banks** | **275.46** | 247.97 |
| **Fixed Deposits:** | | |
| a) Directors | **1,150.00** | 30.00 |
| b) Other Related Parties | **517.00** | 220.00 |
| c) Public | **109.01** | 44.90 |
| | **1,776.01** | 294.90 |
| **Total - Current maturities of Long-term debt** | **2,051.47** | 542.87 |
| **15 TRADE PAYABLE** | | |
| Trade payables | | |
| - total outstanding dues of micro & small enterprises | **4,026.93** | 2,977.81 |
| - total outstanding dues other than micro & small enterprises | **30,742.44** | 25,590.94 |
| | **34,769.37** | 28,568.75 |

**Note:**

(i) Dues to Micro, Small and Medium Enterprises have been determined to the extent such parties have been identified on the basis of information collected by the Management.

(ii) There are no unbilled dues payable for the above years.

**TRADE PAYABLE AGEING SCHEDULE**

**For the Year Ended 31 March, 2026** **₹ in lakhs**

| PARTICULARS | Outstanding for following periods from due date of payment | | | | |
|---|---|---|---|---|---|
| | Less than 1 year | 1 - 2 years | 2 - 3 years | More than 3 years | Total |
| i. MSME | 4,026.93 | - | - | - | **4,026.93** |
| ii. Others | 30,737.29 | - | - | - | **30,737.29** |
| iii. Disputed dues - MSME | - | - | - | - | **-** |
| iv. Disputed dues - Others | - | 5.01 | 0.13 | - | **5.14** |
| **Total** | **34,764.22** | **5.01** | **0.13** | **-** | **34,769.36** |





**For The Year Ended 31 March, 2025**

| PARTICULARS | Outstanding for following periods from due date of payment | | | | |
|---|---|---|---|---|---|
| | Less than 1 year | 1 - 2 years | 2 - 3 years | More than 3 years | Total |
| i. MSME | 2,977.82 | - | - | - | **2,977.82** |
| ii. Others | 25,564.88 | 1.07 | - | - | **25,565.95** |
| iii. Disputed dues - MSME | - | - | - | - | **-** |
| iv. Disputed dues - Others | - | 13.74 | 8.29 | 2.95 | **24.98** |
| **Total** | **28,542.70** | **14.81** | **8.29** | **2.95** | **28,568.75** |

| Particulars | As at 31.03.2026 ₹ in Lakhs | As at 31.03.2025 ₹ in Lakhs |
|---|---|---|
| **16 OTHER FINANCIAL LIABILITIES:** | | |
| (a) Interest Accrued: | | |
| - but not due on secured loans | **16.82** | 0.25 |
| - but not due on Unsecured loans | **15.28** | 9.50 |
| - on deposits from customers | **117.79** | 101.80 |
| (b) Unclaimed dividends (Refer Note (i) below) | **215.57** | 175.46 |
| (c) Others: | | |
| Payable on purchase of fixed assets | **2,041.85** | 955.78 |
| Expenses Payable | **15,678.78** | 14,441.70 |
| **Total** | **18,086.09** | 15,684.49 |
| 16 (i) There are no amounts due and outstanding to be credited to Investor Education and Protection Fund. | | |
| **17 OTHER CURRENT LIABILITIES:** | | |
| Other Advances: | | |
| a.Statutory remittances | **660.71** | 1,547.01 |
| b.Advance and deposits from customers etc., | **1,949.92** | 1,840.87 |
| c.Contractual Liability | **2,251.46** | 2,006.70 |
| d.Payable to COC | **143.78** | 143.78 |
| Total | **5,005.87** | 5,538.36 |
| **18 PROVISIONS** | | |
| Provision for Employee Benefits: | | |
| a.Provision for Leave Salary | **91.07** | 63.67 |
| Total | **91.07** | 63.67 |

NOTES TO THE CONSOLIDATED FINANCIAL STATEMENTS FOR THE YEAR ENDED MARCH 31, 2026

| Particulars | For the year ended 31.03.2026 ₹ in Lakhs | For the year ended 31.03.2025 ₹ in Lakhs |
|---|---|---|
| **19 REVENUE FROM OPERATIONS:** | | |
| a) Sale of products (Including Excise duty) | **2,87,155.42** | 2,40,397.56 |
| b) Sale of services | **932.91** | 1,539.83 |
| c) Other operating revenue | | |
| (i) Scrap sales | **18,961.71** | 15,431.08 |
| (ii) Duty drawback and other export incentives | **512.58** | 460.27 |
| Revenue from operations | **3,07,562.62** | 2,57,828.74 |
| Revenue from sale of products disaggregated on the basis of major business areas are as follows: | | |
| (i) Transmission | **2,16,183.82** | 1,85,929.78 |
| (ii) Metal Forming | **70,971.60** | 54,467.78 |
| | **2,87,155.42** | 2,40,397.56 |
| **20 OTHER INCOME** | | |
| a) Interest income | | |
| (i) Interest on fixed deposit with banks | **5,035.01** | 4,720.31 |
| (ii) Interest on Electricity deposits | **72.17** | 71.97 |
| (iii) Others | **15.16** | 47.28 |
| Total Interest Income | **5,122.34** | 4,839.56 |
| b) Dividend income: | **55.23** | 50.14 |
| c) Other non-operating income | | |
| (i) Rental and lease income | **207.46** | 88.76 |
| (ii) Agricultural income | **8.00** | 2.26 |
| (iii) Profit on sale of assets | **52.70** | 6.24 |
| (iv) Miscellaneous receipts | **564.05** | 46.62 |
| (v) Profit on foreign currency transactions and translation | **825.27** | 448.51 |
| (vi) Provision for doubtful debts/advances reversed | **6.10** | 40.70 |
| Total | **6,841.15** | 5,522.79 |
| **21A COST OF MATERIALS CONSUMED** | | |
| Opening Stock: | **10,831.08** | 10,203.17 |
| Add:Purchases | **1,41,793.48** | 1,16,113.00 |
| Less:Closing Stock | **12,522.11** | 10,831.08 |
| Cost of material consumed | **1,40,102.45** | 1,15,485.09 |
| **21BCHANGES IN INVENTORIES OF FINISHED GOODS, WORK-IN-PROGRESS AND STOCK-IN-TRADE** | | |
| **Inventories at the end of the year** | | |
| Finished goods | **13,212.70** | 12,138.78 |
| Work-in-progress | **19,474.58** | 14,623.94 |
| | **32,687.28** | 26,762.72 |



NOTES TO THE CONSOLIDATED FINANCIAL STATEMENTS FOR THE YEAR ENDED MARCH 31, 2026

| Particulars | For the year ended 31.03.2026 ₹ in Lakhs | For the year ended 31.03.2025 ₹ in Lakhs |
|---|---|---|
| **Inventories at the beginning of the year** | | |
| Finished goods | **12,138.79** | 10,861.67 |
| Work-in-progress | **14,623.93** | 13,305.03 |
| | **26,762.72** | 24,166.70 |
| Net decrease / (increase) | **(5,924.56)** | (2,596.02) |
| **22 EMPLOYEE BENEFITS EXPENSES** | | |
| (a) Salaries and wages | **45,213.01** | 38,521.09 |
| (b) Contribution to provident and other funds | **3,935.16** | 1,969.84 |
| (c) Staff welfare expenses | **3,081.58** | 2,180.56 |
| Total | **52,229.75** | 42,671.49 |
| **23 FINANCE COSTS** | | |
| (a) Interest expenses: | | |
| (i) On borrowings: | **1,347.67** | 881.98 |
| (ii) On Decomissioning Liability | **6.20** | 5.92 |
| (ii) On Lease Liability | **160.34** | 130.07 |
| Total | **1,514.21** | 1,017.97 |
| **24 OTHER EXPENSES** | | |
| (a) Consumption of stores and spare parts | **21,612.62** | 17,969.76 |
| (b) Processing charges | **12,746.35** | 10,212.10 |
| (c) Power and Fuel | **14,957.39** | 12,786.79 |
| (d) Rent including lease rentals | **1,115.66** | 539.27 |
| (e) Repairs & maintenance of | | |
| (i) Buildings | **587.13** | 497.72 |
| (ii) Machinery | **2,907.54** | 2,512.77 |
| (iii) Other assets | **3,985.60** | 3,657.01 |
| (f) Insurance | **386.22** | 304.91 |
| (g) Rates and taxes | **454.32** | 360.58 |
| (h) Travelling and conveyance | **1,148.37** | 907.12 |
| (i) Printing and stationery | **257.41** | 98.94 |
| (j) Postage, telegram and telephones | **140.76** | 138.43 |
| (k) Freight, packing & forwarding | **8,417.52** | 6,902.83 |
| (l) Advertisement, publicity and selling expenses | **794.44** | 1,007.28 |
| (m) Bank charges | **77.64** | 122.45 |
| (n) Legal and professional charges | **877.48** | 615.74 |
| (o) Payments to auditors (Refer note (i) below) | **32.83** | 29.35 |
| (p) Expenditure on Corporate Social Responsibility | **719.30** | 683.57 |

## NOTES TO THE CONSOLIDATED FINANCIAL STATEMENTS FOR THE YEAR ENDED MARCH 31, 2026

₹ in Lakhs

| Particulars | For the year ended 31.03.2026 ₹ in Lakhs | For the year ended 31.03.2025 ₹ in Lakhs |
|---|---|---|
| (q) Bad debts written off | - | 62.56 |
| (r) Assets condemned & written off | **16.32** | 61.84 |
| (s) Loss on sale of Assets | **2.63** | - |
| (t) Sitting fees | **10.95** | 19.53 |
| (u) Watch and Ward | **1,255.66** | 1,105.84 |
| (v) Agricultural expenses | **13.15** | 8.54 |
| (w) Miscellaneous expenses | **257.98** | 178.78 |
| | **72,775.27** | 60,783.71 |
| **Note** | | |
| **(i) Details of Auditors' remuneration:** | | |
| Payment to auditors comprises (net of GST input credit wherever applicable) | | |
| (a) To Statutory Auditors: | | |
| For statutory audit | **25.58** | 22.85 |
| For certification and other services | **-** | - |
| (b) To Tax Auditors: | | |
| For taxation matters | **4.50** | 4.00 |
| (c) To cost auditors for cost audit | **2.75** | 2.50 |
| Total | **32.83** | 29.35 |
| **(ii) Details of CSR Expenditure:** | | |
| (i) Contribution to | | |
| School Building at Lakhsminaiyakenpalayam | **82.87** | - |
| Educational Aids to Students | **68.90** | 78.64 |
| Red Cross Society | **25.00** | 26.10 |
| Coimbatore Cancer Foundation | **15.00** | 12.00 |
| Bright Future Organisation for Blind (Notebooks) | **6.00** | 11.20 |
| Sarkarsamakuma Govt School Painting | **-** | 9.45 |
| The Womens Voluntary Service Association | **10.00** | 7.50 |
| Primary Health Centre - Masagoundenchettipalayam | **-** | 6.30 |
| Panchayat Union Elementary School, Thottiapatti, Karur | **1.42** | - |
| CCTV Police Station, Saravanampatti | **-** | 5.30 |
| The United Educational and Social Welfare Trust | **5.00** | 5.00 |
| Saraswathi Education and Welfare Trust | **5.00** | 5.00 |
| Uttarkash Global Foundation | **1.00** | - |
| (ii) Contribution to others | **22.90** | 13.83 |
| (iii) Provision for unspent amount | **476.21** | 503.25 |
| Total | **719.30** | 683.57 |



NOTES TO THE CONSOLIDATED FINANCIAL STATEMENTS FOR THE YEAR ENDED MARCH 31, 2026

| Particulars | For the year ended 31.03.2026 ₹ in Lakhs | For the year ended 31.03.2025 ₹ in Lakhs |
|---|---|---|
| **25 INCOME TAX EXPENSE** | | |
| Current Tax: | | |
| Current tax on profits for the year | **10,719.98** | 9,632.07 |
| Adjustments for current tax of prior periods | **444.23** | - |
| Total current tax expense | **11,164.21** | 9,632.07 |
| **26 DEFERRED TAX:** | | |
| Decrease/ (Increase) in deferred tax assets | **(32.87)** | (1,613.82) |
| (Decrease)/ Increase in deferred tax Liabilities | **(426.56)** | 911.80 |
| Total deferred tax expense/ (benefit) | **(459.43)** | (702.02) |
| Income tax expenss | **10,704.78** | 8,930.05 |
| The Income-tax expense for the year can be reconciled | | |
| to the accounting profit as follows: | | |
| Profit before tax | **42,439.82** | 39,139.12 |
| Income-tax expense calculated at 25.168% | **10,399.87** | 9,831.90 |
| i) Tax effect on earlier year disallowances | **-** | - |
| ii) Tax effect of amounts which are not deductible (taxable) in calculating taxable income | **-** | - |
| Impact of Property, Plant & Equipment | **(69.77)** | (216.12) |
| Impact of lease accounting | **(93.67)** | (133.11) |
| Provision for employee benefit expenses | **296.57** | (13.45) |
| Provision for bad and doubtful debts | **(1.54)** | (10.24) |
| Corporate social responsibility expenditure | **181.03** | 172.04 |
| Effect of income taxable at differential tax rate | **-** | - |
| Other permanent disallowance items | **7.49** | 1.05 |
| Total tax expense | **10,719.98** | 9,632.07 |

## 27 FAIR VALUE MEASUREMENT

Financial instruments by category ₹ in Lakhs

| Particulars | March 31, 2026 | | | | | March 31, 2025 | | | | |
|---|---|---|---|---|---|---|---|---|---|---|
| | FVTPL | FVTOCI | Amor-tised Cost | Total Carrying Value | Total Fair Value | FVTPL | FVTOCI | Amor-tised Cost | Total Carrying Value | Total Fair Value |
| **Financial Assets** | | | | | | | | | | |
| Investments | | | | | | | | | | |
| - Equity instruments (other than subsidiary and associates) | - | 14,018.76 | - | 14,018.76 | 14,018.76 | - | 15,278.36 | - | 15,278.36 | 15,278.36 |
| Trade Receivables | - | - | 40,480.47 | 40,480.47 | 40,480.47 | - | - | 34,128.71 | 34,128.71 | 34,128.71 |
| Cash and bank balances | - | - | 26,437.34 | 26,437.34 | 26,437.34 | - | - | 42,208.51 | 42,208.51 | 42,208.51 |
| Other Financial assets | - | - | 46,099.73 | 46,099.73 | 46,099.73 | - | - | 33,285.25 | 33,285.25 | 33,285.25 |
| **Total Financial Assets** | **-** | **14,018.76** | 1,13,017.54 | 1,27,036.30 | 1,27,036.30 | **-** | **15,278.36** | 1,09,622.47 | 1,24,900.83 | 1,24,900.83 |
| **Financial Liablities** | | | | | | | | | | |
| Borrowings | - | - | 18,478.16 | 18,478.16 | 18,478.16 | | | 14,036.42 | 14,036.42 | 14,036.42 |
| Trade Payables | - | - | 34,769.36 | 34,769.36 | 34,769.36 | | | 28,568.75 | 28,568.75 | 28,568.75 |
| Other Financial liablities | - | - | 22,242.98 | 22,242.98 | 22,242.98 | | | 16,847.59 | 16,847.59 | 16,847.59 |
| **Total Financial Liabilities** | **-** | **-** | **75,490.50** | **75,490.50** | **75,490.50** | **-** | **-** | **59,452.76** | **59,452.76** | **59,452.76** |

### (i) Fair value hierarchy

This section explains the judgements and estimates made in determining the fair values of the financial instruments that are (a) recognised and measured at fair value and (b) measured at amortised cost and for which fair values are disclosed in the financial statements. To provide an indication about the reliability of the inputs used in determining fair value, the Company has classified its financial instruments into the three levels prescribed under the accounting standard. An explanation of each level follows underneath the table.

**Financial assets and liabilities measured at fair value - recurring fair value measurements**

| Particulars | March 31, 2026 | | | | March 31, 2025 | | | |
|---|---|---|---|---|---|---|---|---|
| | Level 1 | Level 2 | Level 3 | Total | Level 1 | Level 2 | Level 3 | Total |
| **Financial Assets** | | | | | | | | |
| Investments at FVTOCI | | | | | | | | |
| Listed Equity instruments | 12,822.36 | - | - | 12,822.36 | 14,348.16 | - | - | 14,348.16 |
| Unlisted Equity instruments | - | - | 427.21 | 427.21 | - | - | 930.20 | 930.20 |
| Total Financial Assets | 12,822.36 | - | 427.21 | 13,249.57 | 14,348.16 | - | 930.20 | 15,278.36 |
| **Financial Liablities** | | | | | | | | |
| Total Financial Liabilities | - | - | - | - | - | - | - | - |





**Level 1:**

This level of hierarchy includes financial assets that are measured by reference to quoted prices (unadjusted) in active markets for identical assets or liabilities. This category consists of investment in quoted equity shares.

**Level 2:**

The fair value of financial instruments that are not traded in an active market (for example, traded bonds, over-the-counter derivatives) is determined using valuation techniques which maximise the use of observable market data and rely as little as possible on entity-specific estimates. If all significant inputs required to fair value an instrument are observable, the instrument is included in level 2.

**Level 3:**

This level of hierarchy includes financial assets and liabilities measured using inputs that are not based on observable market data (unobservable inputs). Fair value is determined in whole or in part, using a valuation model based on assumptions that are neither supported by prices from observable current market transactions in the same instrument nor are they based on available market data. This Level includes investment in unquoted equity shares.

There are no transfers between levels 1, 2 and 3 during the year.

The Company's policy is to recognise transfers into and transfers out of fair value hierarchy levels as at the end of the reporting period.

### (ii) Valuation technique used to determine fair value

Specific valuation techniques used to value financial instruments include:

- the use of quoted market prices or dealer quotes for similar instruments
- the fair value of forward foreign exchange contracts is determined using forward exchange rates at the balance sheet date.
- the fair value of the remaining financial instruments is determined using discounted cash flow analysis.

All of the resulting fair value estimates are included in level 2 except for unlisted equity securities where the fair values have been determined based on book value per share as per the latest available financial statements.

Management uses its best judgement in estimating the fair value of its financial instruments. However, there are inherent limitations in any estimation technique. Therefore, for substantially all financial instruments, the fair value estimates presented above are not necessarily indicative of the amounts that the Company could have realised or paid in sale transactions as of respective dates.

**Details of the investment property and its fair value:**

Investment property disclosed is net of depreciation

The fair values of investment properties have been determined based on the valuation report of a certified engineer.

| Particulars | 31.03.2026 | 31.03.2025 |
|---|---|---|
| Fair Market Value of Investment Properties | | |
| a) Land | **164.66** | 164.66 |
| b) Building | **194.41** | 156.05 |
| Total | **359.07** | 320.71 |

## 28 FINANCIAL INSTRUMENTS

### Capital Management

The Company manages its capital to ensure that entities in the Company will be able to continue as going concern, while maximising the return to stakeholders through the optimisation of the debt and equity balance.

The Company determines the amount of capital required on the basis of annual operating plans and long-term product and other strategic investment plans. The funding requirements are met through equity, cash generated from operations, long term and short-term borrowings.

The capital structure of the Company consists only of equity.

| Particulars | As at 31.03.2026 ₹ in Lakhs | As at 31.03.2025 ₹ in Lakhs |
|---|---|---|
| **Gearing Ratio:** | | |
| Borrowings | **5,549.48** | 5,053.11 |
| Less: Cash and bank balances | **26,437.34** | 42,208.51 |
| Net debt | **(20,887.86)** | (37,155.40) |
| Total equity | **2,15,370.24** | 1,90,448.90 |
| Net debt to equity ratio (%) | **(9.70%)** | (19.51%) |

### Financial risk Management objectives

The treasury function provides services to the business, co-ordinates access to domestic and international financial markets, monitors and manages the financial risks relating to the operations through internal risk reports which analyse exposures by degree and magnitude of risks. These risks include market risk (including currency risk, interest rate risk and other price risk), credit risk and liquidity risk.

The Company seeks to minimise the effects of these risks by using natural hedging financial instruments to hedge risk exposures. The use of financial derivatives is governed by the Company's policies approved by the board of directors, which provide written principles on foreign exchange risk, the use of financial derivatives, and the investment of excess liquidity. The Company does not enter into or trade financial instruments, including derivative financial instruments, for speculative purposes.

### Market risk

Market risk is the risk of any loss in future earnings, in realizable fair values or in future cash flows that may result from a change in the price of a financial instrument. The Company's activities expose it primarily to the financial risks of changes in foreign currency exchange rates and interest rates. The Company actively manages its currency and interest rate exposures through its finance division and uses derivative instruments such as forward contracts and currency swaps, wherever required, to mitigate the risks from such exposures. The use of derivative instruments is subject to limits and regular monitoring by appropriate levels of management.

### Foreign currency risk Management

The Company undertakes transactions denominated in foreign currencies; consequently, exposures to exchange rate fluctuations arise. The Company actively manages its currency rate exposures and uses natural hedging principles to mitigate the risks from such exposures. The use of derivative instruments, if any, is subject to limits and regular monitoring by appropriate levels of management.





₹ in Lakhs

Foreign Currency Exposure not hedged by derivative instruments as on 31.03.2026

| Currency | Receivable/ (Payable) | Receivable Exchange Rate | Payable Exchange Rate | ₹.in.Lakhs |
|---|---|---|---|---|
| USD | 41,40,972.71 | 94.65 | - | 3,919.43 |
| | (5,86,841.69) | - | 94.65 | (555.44) |
| EUR | 17,51,056.00 | 109.01 | - | 1,908.81 |
| | (70,859.70) | - | 109.01 | (77.30) |
| GBP | 4,72,536.29 | 125.63 | - | 593.64 |
| | - | | 125.63 | - |
| JPY | - | 0.5925 | | - |
| | (41,70,000.00) | | 0.5925 | (24.71) |
| JPY | - | 116.14 | | - |
| | (1,15,125.00) | | 116.14 | (133.71) |
| Total Receivable (A) | | | | 6,421.88 |
| Total Payable (B) | | | | (791.16) |
| Net Foreign currency Exposure ( C= A-B) | | | | 5,630.72 |
| Less : Hedged (D) against Receivable | | | | 10,383.15 |
| **Unhedged Foreign Currency Exposure (E= C-D)** | | | | **(4,752.43)** |

The carrying amounts of the Company's foreign currency denominated monetary assets and monetary liabilities at the end of the reporting period are as follows :

| Currency | Liabilities | | | Assets | | | Net overall exposure on the currency - net assets / (net liabilities) |
|---|---|---|---|---|---|---|---|
| | Gross exposure | Exposure hedged using derivatives | Net liability exposure on the currency | Gross exposure | Exposure hedged using derivatives | Net asset exposure on the currency | |
| **As on March 31, 2026** | | | | | | | |
| USD | 5,86,841.69 | - | 5,86,841.69 | 41,40,972.71 | 72,00,000.00 | (30,59,027.29 ) | (36,45,868.98) |
| EUR | 70,859.70 | - | 70,859.70 | 17,51,056.00 | 36,00,000.00 | (18,48,944.00) | (19,19,803.70) |
| GBP | - | - | - | 4,72,536.29 | - | 4,72,536.29 | 4,72,536.29 |
| JPY | 41,70,000.00 | - | 41,70,000.00 | - | - | - | (41,70,000.00) |
| CHF | 1,15,125.00 | - | 1,15,125.00 | - | - | - | (1,15,125.00) |
| **As on March 31, 2025** | | | | | | | |
| USD | 8,13,357.61 | - | 8,13,357.61 | 42,52,479.00 | 54,00,000.00 | (11,47,521.00) | (19,60,878.61) |
| EUR | 7,472.44 | - | 7,472.44 | 17,77,819.72 | 27,00,000.00 | (9,22,180.28) | (9,29,652.72) |
| GBP | - | - | - | 4,71,341.09 | - | 4,71,341.09 | 4,71,341.09 |
| JPY | 5,20,298.00 | - | 5,20,298.00 | | - | - | (5,20,298.00) |

### Foreign currency sensitivity analysis

Movement in the functional currencies of the various operations of the Company against major foreign currencies may impact the Company's revenues from its operations. Any weakening of the functional currency may impact the Company's cost of imports and cost of borrowings and consequently may increase the cost of financing the Company's capital expenditures. The foreign exchange rate sensitivity is calculated for each currency by aggregation of the net foreign exchange rate exposure of a currency and a simultaneous parallel foreign exchange rates shift in the foreign exchange rates of each currency by 5%, which represents management's assessment of the reasonably possible change in foreign exchange rates. The sensitivity analysis includes only outstanding foreign currency denominated monetary items and adjusts their translation at the period end for a 5% change in foreign currency rates.

| Impact on Profit and loss for the reporting period | | | | ₹ in Lakhs |
|---|---|---|---|---|
| Particulars | For the year ended 31 March 2026 | For the year ended 31 March 2026 | For the year ended 31 March 2025 | For the year ended 31 March 2025 |
| | Increase by 5% | Decrease by 5% | Increase by 5% | Decrease by 5% |
| USD | (172.54) | 172.54 | (83.92) | 83.92 |
| EURO | (104.64) | 104.64 | (42.94) | 42.94 |
| GBP | 29.68 | (29.68) | 26.11 | (26.11) |
| JPY | (1.24) | 1.24 | - | 0.15 |
| CHF | (6.69) | 6.69 | - | - |

| Impact on total equity as at end of the reporting period | | | | |
|---|---|---|---|---|
| Particulars | As at 31 March 2026 | As at 31 March 2026 | As at 31 March 2025 | As at 31 March 2025 |
| | Increase by 5% | Decrease by 5% | Increase by 5% | Decrease by 5% |
| USD | (129.11) | 129.11 | (62.80) | 62.80 |
| EURO | (78.30) | 78.30 | (32.13) | 32.13 |
| GBP | 22.21 | (22.21) | 19.53 | (19.53) |
| JPY | (5.00) | 5.00 | - | 0.11 |

In management's opinion, the sensitivity analysis is unrepresentative of the inherent foreign exchange risk because the exposure at the end of the reporting period does not reflect the exposure during the year.

### Interest rate risk Management

The Company is exposed to interest rate risk because it borrow funds at both fixed and floating interest rates. The risk is managed by the Company by maintaining an appropriate mix between fixed and floating rate borrowings.

For details of the Company's long-term and short-term loans and borrowings, including interest rate profiles, refer to Note 13 and 15 of these financial statements.

### Interest rate sensitivity analysis

### Fixed Rate Instruments

The company's fixed rate borrowings are carried at amortised cost. They are therefore not subject to interest rate risk as defined in IND AS 107, since neither the carrying amount nor the future cash flow will fluctuate because of a change in market interest rates.





### Variable Rate Instruments

A reasonably possible change of 100 basis points in interest rates at the reporting date would have increased / decreased equity and profit or loss. The company as at the Balance Sheet date doesn't have any floating rate liability and the liability during the year is not material to the company, hence it is considered that the company is not exposed materially to the interest rate changes.

### Credit risk management

Credit risk is the risk of financial loss arising from counterparty failure to repay or service debt according to the contractual terms or obligations. Credit risk encompasses both the direct risk of default and the risk of deterioration of credit worthiness as well as concentration risks.

### Exposure to credit risk

Financial instruments that are subject to credit risk and concentration thereof principally consist of trade receivables, loans receivables, balances with bank, bank deposits provided by the Company.

### Offsetting related disclosures

Offsetting of cash and cash equivalents to borrowings as per the consortium agreement is available only to the bank in the event of a default. Company does not have the right to offset in case of the counter party's bankruptcy, therefore, these disclosures are not required.

### Liquidity risk management

Liquidity risk refers to the risk that the Company cannot meet its financial obligations. The objective of liquidity risk management is to maintain sufficient liquidity and ensure that funds are available for use as per requirements. The Company invests its surplus funds in bank fixed deposit . The Company also constantly monitors funding options available in the debt and capital markets with a view to maintaining financial flexibility.

### Liquidity tables

The following tables detail the Company's remaining contractual maturity for its non-derivative financial liabilities with agreed repayment periods. The tables have been drawn up based on the undiscounted cash flows of financial liabilities based on the earliest date on which the Company can be required to pay.

₹ in Lakhs

| | Due in 1st year | Due in 2nd to 5th year | Due after 5th year | Carrying amount |
|---|---|---|---|---|
| **March 31, 2026** | | | | |
| Trade payables | **34,769.37** | **-** | **-** | **34,769.36** |
| Other financial liabilities | **18,086.09** | **-** | **-** | **18,086.09** |
| Borrowings | **12,928.68** | **5,549.48** | **-** | **18,478.16** |
| Lease Liabilities | **477.80** | **3,522.81** | **634.08** | **4,634.69** |
| | **66,261.94** | **9,072.29** | **634.08** | **75,968.30** |
| March 31, 2025 | | | | |
| Trade payables | 28,568.75 | - | - | 28,568.75 |
| Other financial liabilities | 15,684.49 | - | - | 15,684.49 |
| Borrowings | 8,983.31 | 5,053.11 | - | 14,036.42 |
| Lease Liabilities | 521.16 | 1,163.10 | 213.94 | 1,898.20 |
| | **53,757.71** | **6,216.21** | **213.94** | **60,187.86** |

| Particulars | As at 31.03.2026 ₹ in Lakhs | As at 31.03.2025 ₹ in Lakhs |
|---|---|---|
| **29 Contingent liabilities and commitments (to the extent not provided for** | | |
| **(i) Contingent liabilities:** | | |
| (a) Claims against the Company, not acknowledged as debts - disputed tax liabilities | | |
| (i) Central Excise | **62.72** | 76.91 |
| (iii) GST | **141.95** | 91.28 |
| (iv) Income Tax | **1,763.92** | 1,084.16 |
| TOTAL | **1,968.59** | 1,252.35 |
| (b) Guarantee given by Bankers and outstanding | **478.71** | 496.92 |
| (c) Estimated customs duty obligation on imports, if corresponding export obligation is not satisfied. | **2,859.78** | 1,219.02 |

Note: Future cash outflows in respect of the above matters are determinable only on receipt of judgments / decisions pending at various forums / authorities.

**(ii) Commitments:**

| | | |
|---|---|---|
| Estimated amount of contracts remaining to be executed on capital account and not provided for - Tangible assets | **9,764.97** | 16,650.41 |

## 30 EMPLOYEE BENEFIT PLANS

### Defined Contribution plans:

The Group makes Providend Fund and Superannuation Fund contributions to defined contribution plans for qualifying employees. Under the Schemes, the Company is required to contribute a specified percentage of the payroll costs to fund the benefits. The Company recognized ₹ 1,447.02 Lakhs (PY - ₹ 1,275.38 Lakhs) for Providend Fund contributions and ₹ 46.24 Lakhs (PY - ₹ 35.88 Lakhs) for Superannuation Fund contributions in the Statement of Profit and Loss. The contributions payable to these plans by the Company are at rates specified in the rules of the Schemes.

### State plans:

The Company makes ESI contributions to Employees State Insurance Scheme. Under the Scheme, the Company is required to contribute a specified percentage of the payroll costs to fund the benefits. The Company recognised ₹ 200.08 Lakhs (PY - ₹ 196.83 Lakhs) in the Statement of Profit and Loss. The contributions payable to these plans by the Company are at rates specified in the rules of the Scheme.

### Defined Benefit Plan - Gratuity:

The Company provides gratuity benefit (included as part of employees contribution to funds in Note 22 Employee benefits expense) to all eligible employees, which is funded with Life Insurance Corporation of India.

NOTES TO THE CONSOLIDATED FINANCIAL STATEMENTS FOR THE YEAR ENDED MARCH 31, 2026

The following table sets out the funded status of the defined benefit schemes and the amount recognised in the Financial Statements

| Particulars | As at 31.03.2026 ₹ in Lakhs | As at 31.03.2025 ₹ in Lakhs |
|---|---|---|
| **Components of employer expenses** | | |
| Current service cost | **454.39** | 280.45 |
| Interest Income | **(7.53)** | |
| Interest cost | **275.20** | 237.42 |
| Expected return on Plan Assets | **(331.43)** | (290.28) |
| Plan Amendment | **1,242.62** | - |
| Past service cost | **532.63** | - |
| **Total expense recognized in Statement of Profit and Loss*** | **2,165.88** | 227.59 |
| | | |
| **Actual contribution and the benefit payments for the year** | | |
| Actual benefit payments | **(136.68)** | (223.30) |
| Actual contribution | **1,074.99** | 379.25 |
| | | |
| **Other Comprehensive Income** | | |
| **Opening OCI** | **438.33** | 107.48 |
| Acturial Loss /(Gain) on DBO | **(748.51)** | 302.49 |
| Acturial Loss /(Gain) on Assets | **29.43** | 28.36 |
| Total recognized in Other Comprehensive Income | **(719.08)** | 330.85 |
| **Closing Recognised in OCI** | **(280.75)** | 438.33 |
| | | |
| **Net Asset/(Liability) recognized in the Balance Sheet** | | |
| Present value of benefit obligation | **5,680.83** | 3,992.56 |
| Fair value of plan assets | **5,711.04** | 4,354.82 |
| | | |
| **Funded Status [Surplus/(Deficit)] *** | **30.20** | 362.26 |
| Unrecognised past service cost | **-** | - |
| Net Asset/(Liability) recognized in the Balance Sheet | **30.20** | 362.26 |
| | | |
| **Change in defined benefit obligations(DBO) during the year** | | |
| Present value of DBO at beginning of the year | **3,992.56** | 3,395.50 |
| Present value of DBO at beginning of the year (LGB Steel (P) Ltd) | **68.62** | |
| Current service cost | **454.39** | 280.45 |
| Interest cost | **275.20** | 237.42 |
| Plan Amendment | **1,242.62** | - |
| Past service cost | **532.63** | - |

## NOTES TO THE CONSOLIDATED FINANCIAL STATEMENTS FOR THE YEAR ENDED MARCH 31, 2026

| Particulars | As at 31.03.2026 ₹ in Lakhs | As at 31.03.2025 ₹ in Lakhs |
|---|---|---|
| Actuarial (gain) / loss on obligation | **(748.51)** | 302.49 |
| Benefits paid | **(136.68)** | (223.30) |
| Present value of DBO at the end of the year | **5,680.83** | 3,992.56 |
| | | |
| **Change in the Fair Value of assets during the year** | | |
| Plan Assets at beginning of the year | **4,463.20** | 3,936.95 |
| Acquisition adjustment | **7.53** | |
| Expected return on Plan Assets | **331.43** | 290.28 |
| Contributions by the employer | **1,074.99** | 379.25 |
| Actuarial gain / (loss) | **(29.43)** | (28.36) |
| Benefits paid | **(136.68)** | (223.30) |
| Plan Assets at the end of the year | **5,711.04** | 4,354.82 |
| | | |
| **Reconciliation of Present Value (PV) of Obligation and Fair Value (FV) of Assets:** | | |
| Closing PV of Obligation | **5,680.83** | 3,992.56 |
| Closing FV of Plan Assets | **5,711.04** | 4,354.82 |
| **Funded Status [Surplus/(Deficit)] *** | **30.20** | 362.26 |
| * - Included under the head "Employee Benefits" in Note 22 | | |
| | | |
| **Composition of the Plan assets is as follows:** | | |
| Equity instruments | **-** | - |
| Debt instruments | **-** | - |
| Property | **-** | - |
| Insurer managed asset * | **100%** | 100% |
| * - The details with respect to the composition of investments in the fair value of plan assets have not been disclosed in the absence of the aforesaid information. | | |
| | | |
| **Acturial assumptions** | | |
| Discount Rate (per annum) | **7.65%** | 6.87% |
| Rate of increase in compensation levels (per annum) | **10.00%** | 11.00% |
| Expected return on plan assets (per annum) | **6.87%** | 7.23% |
| * - Included in "Contribution to Provident & Other Funds" in Note 22 – Employee Costs | | |





₹ in Lakhs

| Particulars | As at 31.03.2026 ₹ in Lakhs | As at 31.03.2025 ₹ in Lakhs |
|---|---|---|
| **Experience adjustments** | | |
| Actuarial (Gains) and Losses on Obligation | **(748.51)** | 302.49 |
| Actuarial (Gains) and Losses due to change in Assumptions | **-** | - |
| Actuarial (Gains) and Losses on Plan assets | **29.43** | 28.36 |
| Total comprehensive Income for the year | **(719.08)** | 330.85 |
| Actuarial (Gains) and Losses Recognized in the year | **(719.08)** | 330.85 |
| Unrecognized Actuarial (Gains) and Losses for the year | **-** | - |

Note:

(i) The discount rate is based on the prevailing market yields of Government of India securities as at the balance sheet date for the estimated terms of the obligations.

(ii) The estimate of future salary increased considered, takes into account the inflation, seniority, promotion, increments and other relevant factors.

(iii) The Company is expected to contribute ₹ 300.00 Lakhs to the Gratuity Fund next year.

(iv) The current year figures include the disclosures pertaining to wholly owned subsidiary.

| (iv) Sensitivity Analysis: | | |
|---|---|---|
| A. Discount Rate + 100 BP | **-8.70%** | -9.40% |
| Defined Benefit Obligation [PVO] | **5,079.20** | 3,613.52 |
| B. Discount Rate - 100 BP | **10.14%** | 11.10% |
| Defined Benefit Obligation [PVO] | **6,139.50** | 4,439.83 |
| C. Salary Escalation Rate + 100 BP | **9.78%** | 9.37% |
| Defined Benefit Obligation [PVO] | **6,119.07** | 4,370.95 |
| D. Salary Escalation Rate - 100 BP | **-8.55%** | -8.46% |
| Defined Benefit Obligation [PVO] | **5,087.18** | 3,650.82 |
| E. Attrition Rate + 100 BP | **-2.15%** | -3.00% |
| Defined Benefit Obligation [PVO] | **5,449.37** | 3,872.92 |
| F. Attrition Rate - 100 BP | **2.45%** | 3.47% |
| Defined Benefit Obligation [PVO] | **5,705.23** | 4,131.02 |

**v Risk exposure:**

The Company's Gratuity fund is maintained by an approved trust (Life Insurance Corporation of India). A large portion of the investment made by the LIC is in government bonds and securities and other approved securities. Hence, the Company is not exposed to the risk of asset volatility as at the balance sheet date.

**vi Defined benefit liability and employer contributions:**

The weighted average duration of the defined benefit obligation is 13.80years (PY - 16.24 years). The expected maturity analysis of undiscounted gratuity is as follows:

| | | |
|---|---|---|
| Less than 1 year | **154.33** | 137.19 |

## NOTES TO THE CONSOLIDATED FINANCIAL STATEMENTS FOR THE YEAR ENDED MARCH 31, 2026

| Particulars | As at 31.03.2026 ₹ in Lakhs | As at 31.03.2025 ₹ in Lakhs |
|---|---|---|
| Less than 1 year | **196.88** | 154.33 |
| Between 1 - 2 years | **202.20** | 177.67 |
| Between 2 - 3 years | **392.28** | 265.26 |
| Between 3 - 4 years | **442.51** | 320.31 |
| Between 4 - 5 years | **373.05** | 337.52 |
| Between 5 -10 years | **1,699.56** | 1,826.09 |
| Above 10 years | **2,443.12** | 6,589.94 |

### 31 SEGMENTAL REPORTING:

The company identifies operating segments based on the internal reporting provided to the chief operating decision-maker.

The chief operating decision maker, who is responsible for allocating resources and assessing performance of the operating segments, has been identified as the Board of Directors that makes strategic decisions.

The accounting policies adopted for segment reporting are in line with the accounting policies of the company Segment Revenue, Segment Expenses, Segment Assets and Segment liabilities have been identified to segments on the basis of their relationship to the operating activities of the segment. The company operates in two segment namely Transmission and Metal Products. The company geographically opeartes in India and outside India.

| Particulars | | As at 31.03.2026 ₹ in Lakhs | As at 31.03.2025 ₹ in Lakhs |
|---|---|---|---|
| **A. Segment Revenue:** | | | |
| Transmission | | **2,30,975.23** | 1,98,904.46 |
| Metal Forming | | **76,587.39** | 58,924.28 |
| Total | | **3,07,562.62** | 2,57,828.74 |
| **B. Segment Results:** | | | |
| Transmission | | **35,086.61** | 34,057.95 |
| Metal Forming | | **9,095.48** | 5,464.60 |
| Total | | **44,182.09** | 39,522.55 |
| Less: (i) | Interest | **1,514.21** | 1,017.97 |
| (ii) | Other unallocable expenditure net off unallocable income | **228.06** | (634.54) |
| Profit before Tax | | **42,439.82** | 39,139.12 |
| Less: Provision for taxation | | **10,565.53** | 8,930.05 |
| Profit after Tax | | **31,874.29** | 30,209.07 |



NOTES TO THE CONSOLIDATED FINANCIAL STATEMENTS FOR THE YEAR ENDED MARCH 31, 2026

### C. Other Information

| Particulars | As at 31.03.2026 | | | | |
|---|---|---|---|---|---|
| | Segment Assets | Segment Liabilties | Capital Expenditure | Depreciation | Non-cash expenditure excluding depreciation |
| Transmission | 1,59,531.96 | 41,260.47 | 26,700.90 | 8,094.76 | 27.83 |
| Metal Forming | 61,618.80 | 20,452.97 | 9,786.53 | 3,432.31 | (14.98) |
| Unallocated | 65,010.38 | 15,437.47 | - | - | - |

| Particulars | As at 31.03.2025 | | | | |
|---|---|---|---|---|---|
| | Segment Assets | Segment Liabilties | Capital Expenditure | Depreciation | Non-cash expenditure excluding depreciation |
| Transmission | 1,52,341.66 | 36,891.07 | 26,248.93 | 6,050.91 | 75.14 |
| Metal Forming | 53,829.22 | 16,510.94 | 5,884.50 | 3,101.93 | 8.56 |
| Unallocated | 52,817.80 | 15,137.77 | - | - | - |

Note : Components of business segments are as under:

| | |
|---|---|
| Transmission | Chains & Sprockets |
| Metal Forming | Fine Blanking, Machining and Wire drawing products |

| Particulars | | As at 31.03.2026 ₹ in Lakhs | As at 31.03.2025 ₹ in Lakhs |
|---|---|---|---|
| **D. Secondary Segment Information (Geographical Segment)** | | | |
| (1) Segment Revenue: | | | |
| Within India | | **2,64,677.43** | 2,17,972.21 |
| Outside India | | **42,885.19** | 39,856.53 |
| Total | | **3,07,562.62** | 2,57,828.74 |
| (2) Segment Assets: | | | |
| Within India | | **2,79,059.13** | 2,43,097.52 |
| Outside India | | **20,427.58** | 13,884.46 |
| Total | | **2,99,486.71** | 2,56,981.98 |
| (3) Capital Expenditure: | | | |
| Within India | | **36,233.77** | 31,000.86 |
| Outside India | | **253.66** | 1,132.57 |
| Total | | **36,487.43** | 32,133.43 |
| **32 DETAILS OF LEASING ARRANGEMENTS IND AS 116** | | | |
| **As Lessor** | | | |
| a | The Company has entered into operating lease arrangements for certain surplus facilities and equipments. | | |
| | Total rental and lease income recognized in the Statement of Profit and Loss | **207.46** | 88.76 |
| **As Lessee** | | | |
| b | Interest expenses on lease liability | **160.34** | 130.07 |
| | Expenses related to short term leases and lease of low value assets | **535.35** | 518.65 |
| | Total cashflow for leases | **1,067.89** | 1,177.60 |

## NOTES TO THE CONSOLIDATED FINANCIAL STATEMENTS FOR THE YEAR ENDED MARCH 31, 2026

| Particulars | As at 31.03.2026 ₹ in Lakhs | As at 31.03.2025 ₹ in Lakhs |
|---|---|---|
| **33 EARNINGS PER SHARE** | | |
| Basic & Diluted: | | |
| Continuing operations: | | |
| Net profit after tax from continuing operations - In ₹ Lakhs | **31,875.49** | 30,210.50 |
| Profit attributable to Equity Shareholders - In ₹ Lakhs (A) | **31,875.49** | 30,210.50 |
| Total number of equity shares outstanding at balance sheet date. | **3,18,92,416** | 3,18,92,416 |
| Weighted average number of equity shares outstanding, considered for the purpose of computing Basic EPS (B) | **3,18,92,416** | 3,16,52,690 |
| **Nominal value of Equity Shares - In ₹** | **10** | 10 |
| **Basic and Diluted Earnings Per Share-In ₹ (A/B )(Not annualized)** | **99.95** | 95.44 |
| **34 DEFERRED TAX LIABILITY (NET):** | | |
| Tax effect of items constituting deferred tax Liability: | | |
| On difference between book balance and tax balance of fixed assets | **1,034.18** | 1,189.34 |
| On account of provision for right to use assets | **377.33** | 384.73 |
| On account of provision for lease liability | **(400.47)** | (417.75) |
| On account of provision for doubtful debts | **(42.68)** | (44.22) |
| On account of provision for contingencies | **(251.68)** | (251.68) |
| On account of provision for bonus | **-** | - |
| On account of provision for gratuity | **6.82** | 91.17 |
| On account of provision for leave salary | **(162.41)** | (135.41) |
| On account of carried forward business Loss | **(1,199.35)** | (1,060.10) |
| On account of provision for Investments in Shares | **1,115.17** | 1,338.61 |
| | **476.91** | 1,094.70 |

**Movement of Deferred Tax Liability** ₹ in Lakhs:

| Particulars of Assets / (Liabilities) | For the year 2025-26 | | | |
|---|---|---|---|---|
| | Opening balance | Recognised in profit or loss | Recognised in Other Comprehensive Income | Closing Balance |
| Property, Plant and Equipment | 1,156.33 | (145.30) | - | 1,011.03 |
| Provision for employee benefits | (44.24) | (111.35) | - | (155.59) |
| Provision for doubtful trade receivables and advances | (44.22) | 1.54 | - | (42.68) |
| Investments measured using FV at OCI | 1,338.61 | - | (223.44) | 1,115.17 |
| On account of carried forward business Loss | (1060.10) | 1060.10 | (1,199.35) | (1,199.35) |
| Other disallowances | (251.68) | - | | (251.68) |
| **Total** | **1,094.99** | **804.99** | **(1,422.79)** | **476.91** |



NOTES TO THE CONSOLIDATED FINANCIAL STATEMENTS FOR THE YEAR ENDED MARCH 31, 2026

| Particulars of Assets / (Liabilities) | For the year 2024-25 | | | |
|---|---|---|---|---|
| | Opening balance | Recognised in profit or loss | Recognised in Other Comprehensive Income | Closing Balance |
| Property, Plant and Equipment | 821.94 | 334.38 | - | 1,156.32 |
| Provision for employee benefits | 25.58 | (69.82) | - | (44.24) |
| Provision for doubtful trade receivables and advances | (54.46) | 10.25 | - | (44.22) |
| Investments measured using FV at OCI | 1,407.07 | - | (68.46) | 1,338.61 |
| On account of carried forward business Loss | - | - | (1,060.10) | (1,060.10) |
| Other disallowances | (251.68) | - | | (251.68) |
| **Total** | **1,948.45** | **274.81** | **(1,128.56)** | **1,094.70** |

**35** The title deeds of immovable properties which are freehold, based on the registered sale deeds/transfer deed/conveyance deed/scheme of arrangements approved by Hon'ble high Courts & appropriate authorities and property tax receipts, are held in the name of the Company (other than the properties where the company is the lessee and the lease agreements are duly executed in favor of the lessee) as at Balance sheet date.

**36** The Group has no proceedings initiated or pending against the Group for holding any benami property under the Benami Transactions (Prohibition) Act, 1988 (45 of 1988) and the rules made thereunder.

**37** No Scheme of Arrangement is approved u/s. 230 to 237 of the Companies Act for the Company.

**38** The Group's borrowings from banks or financial institutions on the basis of security of current assets and the quarterly returns or statements of current assets filed by the Group with banks or financial institutions are in agreement with the books of accounts.

**39** The Group is not declared as a wilful defaulter by any Bank or Financial Institutions.

**40** The Group has no relationship with struck-off companies.

**41** The Group has not advanced or loaned or invested funds (either borrowed funds or share premium or any other sources or kind of funds) to or in any other person or entity, including foreign entities (Intermediaries) with the understanding (whether recorded in writing or otherwise) that the Intermediary shall whether, directly or indirectly lend or invest in other persons or entities identified in any manner whatsoever by or on behalf of the Group ("Ultimate Beneficiaries") or provide any guarantee, security or the like on behalf of the Ultimate Beneficiaries.

**42** The Group has not been received any funds from any person or entity, including foreign entity ("Funding Parties"), with the understanding, whether recorded in writing or otherwise, that the Group shall, whether, directly or indirectly, lend or invest in other persons or entities identified in any manner whatsoever by or on behalf of the Funding Party ("Ultimate Beneficiaries") or provide any guarantee, security or the like on behalf of the Ultimate Beneficiaries;

**43** The Group has not traded/invested in crypto currency/ virtual currency during the financial year.

**44** Loans and Advances in the nature of loan granted to Promoter, KMP and related parties: Nil

**45** There are no charges or satisfaction of charges that are yet to be registered with Registrar of Companies beyond the the statutory period.

**46** The Group has not issued any securities for a specific purpose.

**47** The Group has utilised the borrowings from banks and financial institutions for the purpose for which it was availed.

**48** There were no significant events that occurred after the Balance Sheet date apart from the ones mentioned in "Material Changes and commitments affecting the financial position between the end of the fiscal and date of

the report' in the Board's report.

**49 Recent Accounting pronouncements:**

As at the date of issue of financial statements, there are no new standards or amendments which have been notified by the MCA but not yet adopted by the Company. Hence, the disclosure is not applicable.

**50** Previous year figures have been regrouped and reclassified, wherever necessary, to correspond with the current year's classification/disclosure.

**51** Exceptional item represents subsidy received amounting to ₹ 1502.86 Lakhs (Previous year - ₹ 1,250.03 Lakhs), Statutory Impact of new Labour Laws - ₹ 1,242.62 Lakhs (Previous Year - Nil) and Profit / (loss) on sale of Fixed Assets ₹ Nil (Previous year - ₹ -1,052.63 Lakhs)

**52** The Code on Social Security 2020 has been notified in the Official Gazette on 29th September 2020. The effective date from which the changes are applicable is yet to be notified and the rules are yet to be framed. Impact, if any of the change will be assessed and accounted in the period in which the said Code becomes effective and the rules framed thereunder are published.

**53 Goodwill on Consolidation:**

| | As at 31.03.2026 ₹ in Lakhs | As at 31.03.2025 ₹ in Lakhs |
|---|---|---|
| Cost as at beginning of the year | 2,661.04 | 2,609.15 |
| Addition relating to acquisitions | - | |
| Exchange differences on consolidation | 89.26 | 51.89 |
| Cost as at end of the year | 2,750.30 | 2,661.04 |
| Impairment as at beginning of the year | - | - |
| Charge for the year | - | - |
| Exchange differences on consolidation | - | - |
| Impairment as at end of the year | - | - |
| Net book value as at beginning of the year | 2,661.04 | 2,609.15 |
| Net book value as at end of the year | 2,750.30 | 2,661.04 |

* The additions relating to Goodwill pertains to the acquisition of M/s. LGB Steel Private Limited (Formerly known as RSAL Steel Private Limited) during the financial year 2023-24 as a wholly owned subsidiary.
* The Exchange Difference on consolidation pertains to fluctuations of Exchange Rate on goodwill for M/s. LGB USA Inc.
* The goodwill is tested annually for impairment or more frequently if there are any indications that the goodwill may be impaired.
* The management believes that no reasonably possible change in any of the key assumptions used in the value in use calculation would cause the carrying value of the CGU to materially exceed its recoverable value.

**56 Related party disclosure**

**a) List of parties having significant influence**

**Associate Companies**

NIL

**Enterprises owned or significantly influenced by Key Managerial Personnel and Relatives of Key Managerial personnel**

| | |
|---|---|
| Elgi Automotive Services (P) Limited | Silent Chain India Private Limited |
| L.G.B. Auto Products (P) Limited | Lakhsmi Printers |
| LG Farm Products (P) Limited | Veena Coach Products |





| | |
|---|---|
| LG Sports Private Limited | Gedee Weiler Private Limited |
| Super Transports Private Limited | Metal Forms (P) Ltd |
| Super Speeds Private Limited | Paatimachi Pvt. Ltd |
| LGB Forge Limited | Rajvirdhan Private Limited |
| Tribe Investments & Services Private Ltd | Magriver Private Limited |
| South West Engineering India Limited | ARCHE GLOBAL PRIVATE LIMITED (Formerly known as NETCON TECHOLOGIES INDIA PRIVATE LIMITED) |
| G-Plast Private Limited | |

**Key Management personnel**

| | |
|---|---|
| Sri. B. Vijayakumar | Executive Chairman |
| Sri. P. Prabakaran | Managing Director |
| Sri. Rajiv Parthasarathy | Executive Director |
| Sri. N. Rengaraj | Chief Financial Officer |
| Sri. M. Lakshmi Kanth Joshi | Senior General Manager (Legal) and Company Secretary |

**Relatives of Key Management Personnel**

| | |
|---|---|
| **Relatives of Sri. B. Vijayakumar:** | |
| Smt.Vijayashree V | Wife |
| Sri.V.Rajvirdhan | Son |
| Sri.Nithin Karivardhan | Son |
| Sri.Arjun Karivardhan | Son |
| Smt. Shreya Maithri | Son's Wife |
| Smt.Rajsri Vijayakumar | Daughter |
| Sri.Rajiv Parthasarathy | Daughter's Husband |
| Minor. Samriddhi Andal | Daughter's Daughter |
| Minor.Vidhur Narayanan | Daughter's Son |
| **Relatives of Sri. P. Prabakaran:** | |
| Smt.Rajalakshmi | Mother |
| Smt.D. Maheswari | Wife |
| Sri.P. Suryakumar | Son |
| Smt. J. Soumya | Son's Wife |
| **Relatives of Sri. Rajiv Parthasarathy:** | |
| Sri. KG Parthasarathy | Father |
| Smt. Mahalakshmi Parthasarathy | Mother |
| Smt.Rajsri Vijayakumar | Wife |
| Minor. Samriddhi Andal Rajiv | Daughter |
| Minor.Vidhur Narayanan Rajiv | Son |
| Sri. Arjun Parthasarathy | Brother |

As per our report of even date attached
For **SURI & CO.**
Chartered Accountants
Firm Registration No.: 004283S
**G.RENGARAJAN**
Partner
Membership No.219922

Place : Coimbatore
Date : 02.05.2026

For and on behalf of the Board of Directors

**B. VIJAYAKUMAR**
Executive Chairman
DIN: 00015583

**P. PRABAKARAN**
Managing Director
DIN : 01709564

**N. RENGARAJ**
Chief Financial Officer

**M. LAKSHMI KANTH JOSHI**
Senior General Manager (Legal) and Company Secretary ACS NO. A14273

a) Transactions during the year

₹ in lakhs

| S. No. | Nature of transactions | Others | | Key Managerial Personnel | | Relatives of key managerial personnel | | Total | |
|---|---|---|---|---|---|---|---|---|---|
| | | 2025-26 | 2024-25 | 2025-26 | 2024-25 | 2025-26 | 2024-25 | 2025-26 | 2024-25 |
| 1 | **Remuneration to Key Managerial Personnel** | **-** | **-** | **1,196.31** | **1,107.11** | **-** | **-** | **1,196.31** | **1,107.11** |
| | Sri.B.Vijayakumar | - | - | 523.96 | 485.68 | - | - | 523.96 | 485.68 |
| | Sri.P. Prabakaran | - | - | 365.44 | 340.53 | - | - | 365.44 | 340.53 |
| | Sri.Rajiv Parthasarathy | - | - | 174.90 | 163.44 | - | - | 174.90 | 163.44 |
| | Sri.N.Rengaraj | - | - | 77.47 | 67.96 | - | - | 77.47 | 67.96 |
| | Sri.Lakshmikanth Joshi | - | - | 54.54 | 49.50 | - | - | 54.54 | 49.50 |
| 2 | **Loan Receipts (Borrowings)** | **-** | **242.00** | **-** | **-** | **-** | **760.00** | **-** | **1,002.00** |
| | **Enterprises owned or significantly influenced by Key Managerial Personnel and Relatives of Key Managerial personnel** | | | | | | | | |
| | L.G.Sports (P) Ltd | - | 15.00 | - | - | - | - | - | 15.00 |
| | LGB Auto Products (P) Limited | - | 35.00 | - | - | - | - | - | 35.00 |
| | LG Farm Products (P) Limited | - | 85.00 | - | - | - | - | - | 85.00 |
| | Super Speeds (P) Limited | - | - | - | - | - | - | - | - |
| | Silent Chain (P) Limited | - | 107.00 | - | - | - | - | - | 107.00 |
| | **Key Managerial Personnel** | | | | | | | | |
| | Sri.B.Vijayakumar | - | | - | - | - | - | - | - |
| | **Relatives of Key Managerial Personnel** | | | | | | | | |
| | Smt.Rajsri Vijayakumar | - | - | - | - | - | 760.00 | - | 760.00 |
| 3 | **Fixed Deposits Receipts (Borrowings)** | **769.00** | **775.00** | **1,800.00** | **350.00** | **630.00** | **400.00** | **3,199.00** | **1,525.00** |
| | **Enterprises owned or significantly influenced by Key Managerial Personnel and Relatives of Key Managerial personnel** | | | | | | | | |
| | **Associates** | | | | | | | | |
| | Silent Chain (P) Limited | 57.00 | 75.00 | - | - | - | - | 57.00 | 75.00 |
| | Super Speeds (P) Limited | 275.00 | 700.00 | - | - | - | - | 275.00 | 700.00 |



₹ in Lakhs

| S. No. | Nature of transactions | Others | | Key Managerial Personnel | | Relatives of key managerial personnel | | Total | |
|---|---|---|---|---|---|---|---|---|---|
| | | 2025-26 | 2024-25 | 2025-26 | 2024-25 | 2025-26 | 2024-25 | 2025-26 | 2024-25 |
| | LGB Auto Products (P) Limited | 220.00 | - | - | - | - | - | 220.00 | - |
| | L.G.Sports (Private) Ltd | 102.00 | - | - | - | - | - | 102.00 | - |
| | L G Farm Products (P) Limited | 115.00 | - | - | - | - | - | 115.00 | - |
| | **Key Managerial Personnel** | | | | | | | | |
| | Sri.B.Vijayakumar | - | - | 1,650.00 | 350.00 | - | - | 1,650.00 | 350.00 |
| | Sri.P. Prabakaran | - | - | 150.00 | - | - | - | 150.00 | - |
| | **Relatives of Key Managerial Personnel** | | | | | | | | |
| | Smt.Rajsri Vijayakumar | - | - | - | - | 630.00 | 400.00 | 630.00 | 400.00 |
| 4 | **Fixed Deposits Repayments (Borrowings)** | **700.00** | **120.00** | **1,050.00** | **1,000.00** | **300.00** | **460.00** | **2,050.00** | **1,580.00** |
| | **Enterprises owned or significantly influenced by Key Managerial Personnel and Relatives of Key Managerial personnel** | | | | | | | | |
| | Silent Chain (P) Limited | - | 120.00 | - | - | - | - | - | 120.00 |
| | Super Speeds (P) Limited | 700.00 | - | - | - | - | - | 700.00 | - |
| | **Key Managerial Personnel** | | | | | | | | |
| | Sri.B.Vijayakumar | - | - | 1,050.00 | 1,000.00 | - | - | 1,050.00 | 1,000.00 |
| | **Relatives of Key Managerial Personnel** | | | | | | | | |
| | Smt.Rajsri Vijayakumar | - | - | - | - | 300.00 | 450.00 | 300.00 | 450.00 |
| | Sri.V.Rajvirdhan | - | - | - | - | - | 10.00 | - | 10.00 |
| | Minor.Vidhur Narayanan | - | - | - | - | - | - | - | - |
| | Smt.D.Maheswari | - | - | - | - | - | - | - | - |
| 5 | **Interest Receipt** | **-** | **-** | **-** | **-** | **-** | **-** | **-** | **-** |
| | **Enterprises owned or significantly influenced by Key Managerial Personnel and Relatives of Key Managerial personnel** | | | | | | | | |
| | RSAL Steel Private Limited | - | - | - | - | - | - | - | - |

₹ in Lakhs

| S. No. | Nature of transactions | Others | | Key Managerial Personnel | | Relatives of key managerial personnel | | Total | |
|---|---|---|---|---|---|---|---|---|---|
| | | 2025-26 | 2024-25 | 2025-26 | 2024-25 | 2025-26 | 2024-25 | 2025-26 | 2024-25 |
| **6** | **Interest Expense** | **59.90** | **21.80** | **51.23** | **40.01** | **18.35** | **42.25** | **129.48** | **104.06** |
| | **Enterprises owned or significantly influenced by Key Managerial Personnel and Relatives of Key Managerial personnel** | | | | | | | | |
| | L.G.Sports (Private) Ltd | - | 0.08 | - | - | - | - | - | 0.08 |
| | LGB Auto Products (P) Limited | 8.85 | 2.65 | - | - | - | - | 8.85 | 2.65 |
| | Silent Chain (P) Limited | 10.04 | 7.25 | - | - | - | - | 10.04 | 7.25 |
| | L G Farm Products (P) Limited | 2.13 | 4.32 | - | - | - | - | 2.13 | 4.32 |
| | Super Speeds (P) Limited | 38.88 | 7.50 | - | - | - | - | 38.88 | 7.50 |
| | **Key Managerial Personnel** | | | | | | | | |
| | Sri.B.Vijayakumar | - | - | 48.10 | 40.01 | - | - | 48.10 | 40.01 |
| | Sri.P. Prabakaran | - | - | 3.13 | - | - | - | 3.13 | - |
| | Sri.N.Rengaraj | - | - | - | - | - | - | - | - |
| | **Relatives of Key Managerial Personnel** | | | | | | | | |
| | Smt.Rajsri Vijayakumar | - | - | - | - | 14.35 | 38.07 | 14.35 | 38.07 |
| | Sri.V.Rajvirdhan | - | - | - | - | - | 0.18 | - | 0.18 |
| | Minor.Samriddhi Andal | - | - | - | - | 2.00 | 2.00 | 2.00 | 2.00 |
| | Minor.Vidhur Narayanan | - | - | - | - | 2.00 | 2.00 | 2.00 | 2.00 |
| **7** | **Dividend Receipts** | **0.03** | **0.03** | **-** | **-** | **-** | **-** | **0.03** | **0.03** |
| | **Enterprises owned or significantly influenced by Key Managerial Personnel and Relatives of Key Managerial personnel** | | | | | | | | |
| | Others | 0.03 | 0.03 | - | - | - | - | 0.03 | 0.03 |
| **8** | **Dividend Payments** | **1,007.22** | **893.65** | **731.75** | **622.79** | **466.46** | **392.82** | **2,205.43** | **1,909.26** |
| | **Enterprises owned or significantly influenced by Key Managerial Personnel and Relatives of Key Managerial personnel** | | | | | | | | |
| | LGB Auto Products (P) Limited | 386.20 | 334.08 | - | - | - | - | 386.20 | 334.08 |



₹ in Lakhs

| S. No. | Nature of transactions | Others | | Key Managerial Personnel | | Relatives of key managerial personnel | | Total | |
|---|---|---|---|---|---|---|---|---|---|
| | | 2025-26 | 2024-25 | 2025-26 | 2024-25 | 2025-26 | 2024-25 | 2025-26 | 2024-25 |
| | B Vijayakumar (Jeshta Family Pvt Trust) | 315.21 | 283.44 | - | - | - | - | 315.21 | 283.44 |
| | L G Farm Products (P) Limited | 161.37 | 145.23 | - | - | - | - | 161.37 | 145.23 |
| | L.G.Sports (Private) Ltd | 105.00 | 81.00 | - | - | - | - | 105.00 | 81.00 |
| | Super Transports Private Limited | 28.00 | 25.20 | - | - | - | - | 28.00 | 25.20 |
| | Others | 11.44 | 24.70 | - | - | - | - | 11.44 | 24.70 |
| | **Key Managerial Personnel** | | | | | | | | |
| | Sri.B.Vijayakumar | - | - | 730.80 | 621.72 | - | - | 730.80 | 621.72 |
| | Sri.P. Prabakaran | - | - | 0.95 | 0.85 | - | - | 0.95 | 0.85 |
| | Sri.N.Rengaraj | - | - | - | 0.22 | - | - | - | 0.22 |
| | **Relatives of Key Managerial Personnel** | | | | | | | | |
| | Smt.Rajsri Vijayakumar | - | - | - | - | 465.83 | 392.25 | 465.83 | 392.25 |
| | Others | - | - | - | - | 0.63 | 0.57 | 0.63 | 0.57 |
| **9** | **Rent Income** | **233.93** | **87.20** | **-** | **-** | **-** | **-** | **233.93** | **87.20** |
| | **Enterprises owned or significantly influenced by Key Managerial Personnel and Relatives of Key Managerial personnel** | | | | | | | | |
| | LGB Forge Limited | 70.11 | 63.24 | - | - | - | - | 70.11 | 63.24 |
| | Super Speeds Private Limited | 142.92 | - | - | - | - | - | 142.92 | - |
| | Super Transports Private Limited | 9.44 | 12.71 | - | - | - | - | 9.44 | 12.71 |
| | Others | 11.46 | 11.25 | - | - | - | - | 11.46 | 11.25 |
| **10** | **Rent Expense** | **35.44** | **12.96** | **-** | **-** | **-** | **-** | **35.44** | **12.96** |
| | **Enterprises owned or significantly influenced by Key Managerial Personnel and Relatives of Key Managerial personnel** | | | | | | | | |
| | LGB Auto Products (P) Limited | **13.62** | **12.96** | - | - | - | - | **13.62** | **12.96** |
| | Magriver Private Limited | **21.82** | **-** | - | - | - | - | **21.82** | **-** |

₹ in Lakhs

| S. No. | Nature of transactions | Others | | Key Managerial Personnel | | Relatives of key managerial personnel | | Total | |
|---|---|---|---|---|---|---|---|---|---|
| | | 2025-26 | 2024-25 | 2025-26 | 2024-25 | 2025-26 | 2024-25 | 2025-26 | 2024-25 |
| **11** | **Purchase of Materials, Spares & power** | **3,207.76** | **4,248.10** | **-** | **-** | **-** | **-** | **3,207.76** | **4,248.10** |
| | **Enterprises owned or significantly influenced by Key Managerial Personnel and Relatives of Key Managerial personnel** | | | | | | | | |
| | LGB Forge Limited | 1,757.25 | 2,932.09 | - | - | - | - | 1,757.25 | 2,932.09 |
| | Lakshmi Printers | 865.89 | 754.79 | - | - | - | - | 865.89 | 754.79 |
| | G-Plast | 121.71 | 114.01 | - | - | - | - | 121.71 | 114.01 |
| | Super Transports Private Limited | 154.48 | 135.88 | - | - | - | - | 154.48 | 135.88 |
| | Metal Forms Pvt Ltd | 60.20 | - | - | - | - | - | 60.20 | - |
| | Arche Global Private Limited | 240.87 | 259.71 | - | - | - | - | 240.87 | 259.71 |
| | LGB Steel Private Limited | - | - | - | - | - | - | - | - |
| | GFM LLC | - | - | - | - | - | - | - | - |
| | Others | 7.36 | 51.62 | - | - | - | - | 7.36 | 51.62 |
| **12** | **Processing/Conversion Charges payments** | **1,394.37** | **348.10** | **-** | **-** | **-** | **-** | **1,394.37** | **348.10** |
| | **Enterprises owned or significantly influenced by Key Managerial Personnel and Relatives of Key Managerial personnel** | | | | | | | | |
| | Veena Coach Products | 199.32 | 183.11 | - | - | - | - | 199.32 | 183.11 |
| | Super Speeds Private Limited | 1,000.94 | 84.92 | - | - | - | - | 1,000.94 | 84.92 |
| | L.G.Sports (Private) Ltd | 86.77 | 63.80 | - | - | - | - | 86.77 | 63.80 |
| | Arche Global Private Limited | 84.72 | - | - | - | - | - | 84.72 | - |
| | Primekart Zone Private Limited | 17.40 | - | - | - | - | - | 17.40 | - |
| | Others | 5.22 | 16.27 | - | - | - | - | 5.22 | 16.27 |
| | GFM LLC | - | - | - | - | - | - | - | - |
| | LGB Steel Private Limited | - | - | - | - | - | - | - | - |



₹ in Lakhs

| S. No. | Nature of transactions | Others | | Key Managerial Personnel | | Relatives of key managerial personnel | | Total | |
|---|---|---|---|---|---|---|---|---|---|
| | | 2025-26 | 2024-25 | 2025-26 | 2024-25 | 2025-26 | 2024-25 | 2025-26 | 2024-25 |
| **13** | **Sale of Materials, Stores and Service Charges** | **2,882.03** | **2,094.25** | **-** | **-** | **-** | **-** | **2,882.03** | **2,094.25** |
| | **Enterprises owned or significantly influenced by Key Managerial Personnel and Relatives of Key Managerial personnel** | | | | | | | | |
| | Metal Forms (P) Limited | 168.88 | 154.01 | - | - | - | - | 168.88 | 154.01 |
| | LGB Forge Limited | 2,210.97 | 1,880.53 | - | - | - | - | 2,210.97 | 1,880.53 |
| | Super Speeds Private Limited | 463.96 | 56.06 | - | - | - | - | 463.96 | 56.06 |
| | Others | 38.22 | 3.65 | - | - | - | - | 38.22 | 3.65 |
| | **Subsidiaries** | | | | | | | | |
| | GFM LLC | - | - | - | - | - | - | - | - |
| | LGB Steel Private Limited | - | - | - | - | - | - | - | - |
| **14** | **Sale of Property, Plant and Equipment** | **-** | **-** | **-** | **-** | **-** | **-** | **-** | **-** |
| | **Enterprises owned or significantly influenced by Key Managerial Personnel and Relatives of Key Managerial personnel** | | | | | | | | |
| | LGB Mexico | - | - | - | - | - | - | - | - |
| **15** | **Processing charges Receipts** | **118.58** | **87.31** | **-** | **-** | **-** | **-** | **118.58** | **87.31** |
| | **Enterprises owned or significantly influenced by Key Managerial Personnel and Relatives of Key Managerial personnel** | | | | | | | | |
| | **LGB Forge Limited** | 109.53 | 83.07 | | | | | 109.53 | 83.07 |
| | **Others** | 9.05 | 4.24 | | | | | 9.05 | 4.24 |
| 16 | **Issue of Share Warrants** | **-** | 1,453.50 | **-** | 1,938.00 | **-** | 1,453.50 | **-** | 4,845.00 |
| | **Enterprises owned or significantly influenced by Key Managerial Personnel and Relatives of Key Managerial personnel** | | | | | | | | |
| | LGB Auto Products (P) Limited | - | 726.75 | - | - | - | - | - | 726.75 |
| | L G Sports (P) Limited | - | 726.75 | - | - | - | - | - | 726.75 |

₹ in Lakhs

| S. No. | Nature of transactions | Others | | Key Managerial Personnel | | Relatives of key managerial personnel | | Total | |
|---|---|---|---|---|---|---|---|---|---|
| | | 2025-26 | 2024-25 | 2025-26 | 2024-25 | 2025-26 | 2024-25 | 2025-26 | 2024-25 |
| | **Key Managerial Personnel** | | | | | | | | |
| | Sri. B. Vijayakumar | - | - | - | 1,938.00 | - | - | - | 1,938.00 |
| | **Relatives of Key Managerial Personnel** | | | | | | | | |
| | Smt. Rajsri Vijayakumar | - | - | - | - | - | 1,453.50 | - | 1,453.50 |
| | | **10,408.26** | **10,383.90** | **4,829.29** | **5,057.91** | **1,414.81** | **3,508.57** | **16,652.36** | **18,950.38** |

b) Balance outstanding at the end of the year

| S. No. | Nature of transactions | Others | | Key Managerial Personnel | | Relatives of key managerial personnel | | Total | |
|---|---|---|---|---|---|---|---|---|---|
| | | 2025-26 | 2024-25 | 2025-26 | 2024-25 | 2025-26 | 2024-25 | 2025-26 | 2024-25 |
| 1 | **Receivable balance** | **648.86** | **407.05** | **-** | **-** | **-** | **-** | **648.86** | **407.05** |
| | LGB Forge Limited | 582.53 | 334.14 | - | - | - | - | 582.53 | 334.14 |
| | Metal Forms (P) Limited | - | 10.00 | - | - | - | - | - | 10.00 |
| | G-Plast | 14.58 | - | - | - | - | - | 14.58 | - |
| | Super Speeds Private Limited | 50.02 | 56.06 | - | - | - | - | 50.02 | 56.06 |
| | Others | 1.73 | 6.85 | - | - | - | - | 1.73 | 6.85 |
| | LGB-MEXICO | - | - | - | - | - | - | - | - |
| | GFM LLC | - | - | - | - | - | - | - | - |
| 2 | **Payable balance** | **650.18** | **409.70** | **-** | **-** | **-** | **-** | **650.18** | **409.70** |
| | LGB Forge Limited | 512.82 | 235.75 | - | - | - | - | 512.82 | 235.75 |
| | Super Speeds Private Limited | - | 39.42 | - | - | - | - | - | 39.42 |
| | Super Transports Private Limited | 16.23 | 12.26 | - | - | - | - | 16.23 | 12.26 |
| | Arche Global Private Limited | 10.00 | 44.46 | - | - | - | - | 10.00 | 44.46 |
| | Lakshmi Printers | 34.96 | 31.44 | - | - | - | - | 34.96 | 31.44 |
| | Metal Forms (P) Limited | 37.77 | - | - | - | - | - | 37.77 | - |
| | Veena Coach Products | 12.06 | - | - | - | - | - | 12.06 | - |
| | G-Plast | 19.01 | - | - | - | - | - | 19.01 | - |
| | Others | 7.33 | 46.37 | - | - | - | - | 7.33 | 46.37 |
| | LGB Steel Private Limited | - | - | - | - | - | - | - | - |
| | GFM LLC | - | - | - | - | - | - | - | - |



| S. No. | Nature of transactions | Others | | Key Managerial Personnel | | Relatives of key managerial personnel | | Total | |
|---|---|---|---|---|---|---|---|---|---|
| | | 2025-26 | 2024-25 | 2025-26 | 2024-25 | 2025-26 | 2024-25 | 2025-26 | 2024-25 |
| 4 | **Fixed Deposit balance** | **844.00** | **775.00** | **1,100.00** | **330.00** | **380.00** | **50.00** | **2,324.00** | **1,155.00** |
| | Super Speeds Private Limited | 275.00 | 700.00 | - | - | - | - | 275.00 | 700.00 |
| | L G Sports Limited | 102.00 | - | - | - | - | - | 102.00 | - |
| | LGB Auto Products (P) Limited | 220.00 | - | - | - | - | - | 220.00 | - |
| | Silent Chain (P) Limited | 132.00 | 75.00 | - | - | - | - | 132.00 | 75.00 |
| | L G Farm Products (P) Limited | 115.00 | - | - | - | - | - | 115.00 | - |
| | Sri.B.Vijayakumar | - | - | 950.00 | 350.00 | - | - | 950.00 | 350.00 |
| | Sri.P. Prabakaran | - | - | 150.00 | - | - | - | 150.00 | - |
| | Smt.Rajsri Vijayakumar | - | - | - | - | 330.00 | - | 330.00 | - |
| | Minor.Samriddhi Andal | - | - | - | - | 25.00 | 25.00 | 25.00 | 25.00 |
| | Minor.Vidhur Narayanan | - | - | - | - | 25.00 | 25.00 | 25.00 | 25.00 |

**Additional information pursuant to para 2 of general instructions for the preparation of Consolidated Financial Statements**

| Name of the entity in the Group | Net Asset i.e.total assets minus total liablities | | Share in profit or loss | | Share in other comprehensive income | | Share in total comprehensive income | |
|---|---|---|---|---|---|---|---|---|
| | As % of consolidated net assets | Amount | As % of consolidated profit or loss | Amount | As % of consolidated other comprehensive income | Amount | As % of total comprehensive income | Amount |
| **Parent -** L.G. Balakrishnan & Bros Limited | 97.64% | 2,10,532.02 | 96.53% | 31,078.47 | 115.36% | (664.12) | 96.18% | 30,414.36 |
| **Subsidiaries Indian** | | | | | | | | |
| 1. LGB Steel Private Limited | 1.11% | 2,396.24 | 3.74% | 1205.39 | 2.92% | (16.82) | 3.76% | 1,188.57 |
| Foreign | | | | | | | | |
| 1. LGB USA INC. | 1.13% | 2,441.95 | (0.27%) | (86.15) | (18.29%) | 105.27 | 0.06% | 19.13 |
| Non-Controlling Interest in all subsidiaries | 0.12% | 253.45 | 0.00% | (1.20) | 0.00% | - | 0.00% | (1.20) |
| Total | 100.00% | 2,15,623.66 | 100.00% | 32,196.51 | 100.00% | (575.67) | 100.00% | 31,620.85 |

LGB

ROLON® CHAINS & SPROCKETS

# 'C' RING CHAIN

## 6 POINT PROTECTION






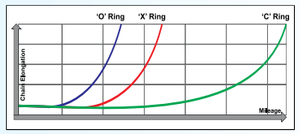


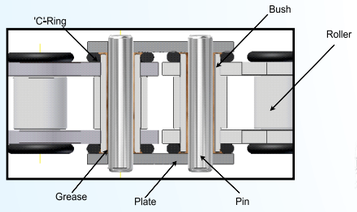






**RANGES**

***Shotgun 650, Super meteor 650, Classic 650, Bear 650***




India Bike Week - GOA

# SOR CHAIN KIT

**SPECIAL FEATURES**

- Excellent in Performance
- Reduced Noise
- Silent O-Ring Chain
- High Durability
- Long Life O-Ring Chain










**RANGES**

***Himalayan 452 / Guerrilla 450 / Triumph Speed T4***








Kanpur - Auto Expo



LGB

# L.G. BALAKRISHNAN & BROS LIMITED


Registered Office : 6/16/13, Krishnarayapuram Road,
Ganapathy, Coimbatore - 641 006.
CIN : L29191TZ1956PLC00025
☎ 0422 253 2325 ✉ info@lgb.co.in